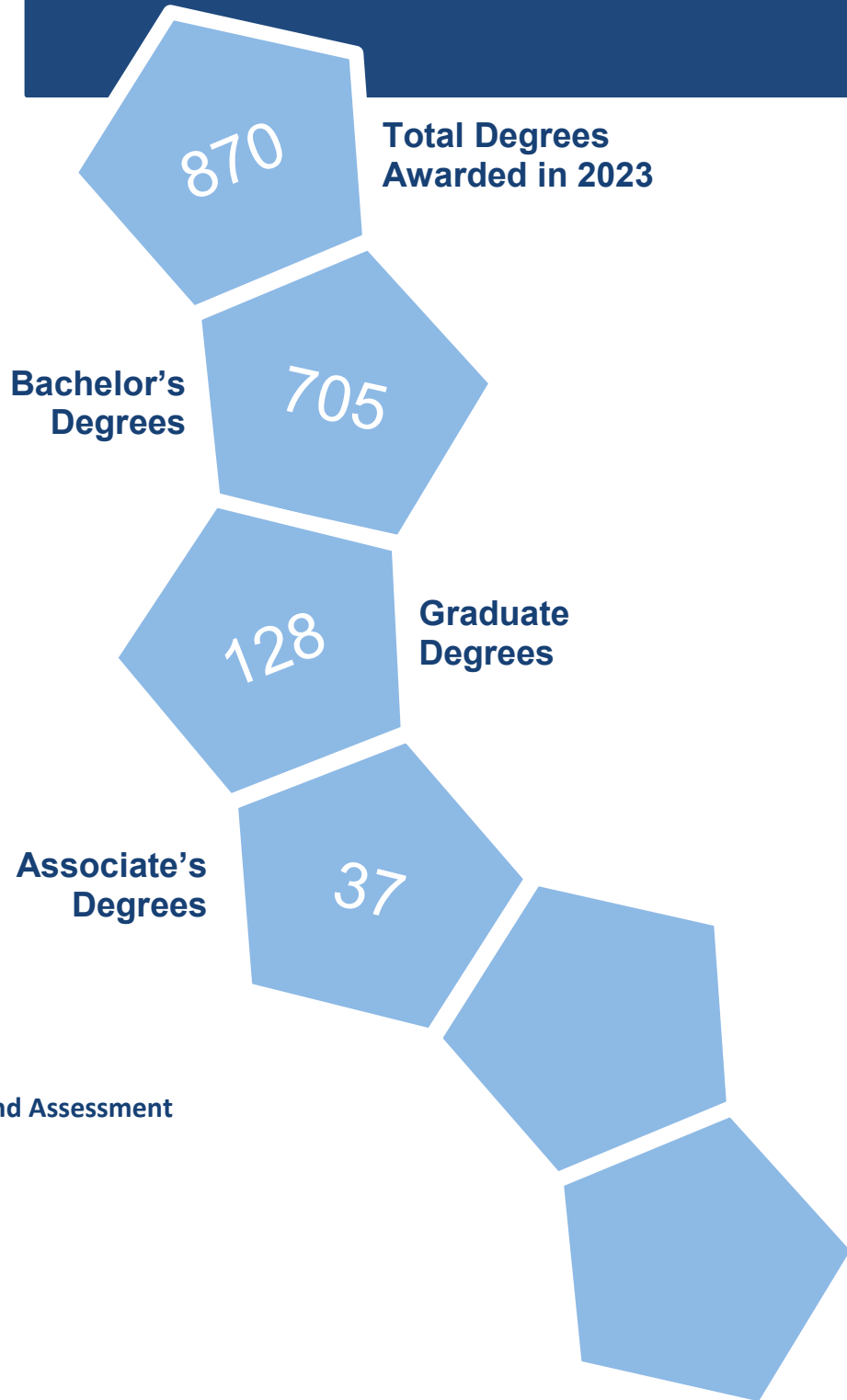




TM

MISSISSIPPI UNIVERSITY FOR WOMEN

Academic Year 2023 Degree Tables



Office of Institutional Research and Assessment
Reneau Hall - 118
1100 College St., MUW-160
Columbus, MS 39701
662-329-8543

Mississippi University for Women

Academic Year 2023 Degree Tables

Table of Contents

Program Enrollment & Degrees Awarded

3.8	Degrees Awarded by IHL Official API: AY 2022-23.....	1
3.9	Degrees Awarded by CIP, Major/Concentration, Race/Ethnicity and Gender: AY 2022-23.....	2
3.10	Degrees Awarded: Chart: AY 2022-23.....	8
3.11	History of Degrees Awarded by Program and CIP: 5 Years	9
3.12	History of Degrees Awarded by Program, CIP, & Gender: 5 Years	11
3.13	Top Bachelor and Master Degrees Awarded in the Last 5 Years: Chart.....	13
3.14	History of Degrees Awarded by Academic Level: 10 Years	14
3.15	Degrees Awarded by CIP and Major/Concentration: 5 Years.....	15
3.16	Degrees Awarded by Second Major: 5 Years.....	18
APPENDIX A: Endnotes.....		19

Degrees Awarded by IHL Official Academic Program Inventory (API) | Table 3.8
Academic Year 2022-2023

Associate of Science	37	Bachelor of Science (Cont.)	
513801 Nursing	37	400101 Physical Sciences	0
Bachelor of Applied Science	42	451001 Political Science	5
520201 Business Administration	41	420101 Psychology	10
512207 Public Health Education	1	512207 Public Health Education	26
Bachelor of Arts	25	510203 Speech Pathology	34
090101 Communications	1	Bachelor of Science in Nursing	357
230101 English	10	513801 Nursing	357
540101 History	6	Bachelor of University Studies	1
309999 Interdisciplinary Studies	0	240102 University Studies	1
220302 Legal Studies	1	Master of Arts	2
270101 Mathematics	0	050207 Women's Leadership	2
500901 Music	0	Master of Arts in Teaching	18
420101 Psychology	5	131205 Secondary Teacher Education	18
160905 Spanish	1	Master of Business Administration	18
500101 Theatre	1	520201 Business Administration	18
050207 Women's, Gender & Sexuality Studies	0	Master of Education	5
Bachelor of Business Administration	88	130101 Education	5
520201 Business Administration	88	Master of Fine Arts	26
Bachelor of Fine Arts	6	231302 Creative Writing	13
500101 Fine Arts	6	500506 Theatre Education	13
Bachelor of Music	5	Master of Public Health	8
500901 Music	5	512201 Public Health	8
Bachelor of Professional Studies	14	Master of Science	26
240199 Professional Studies	14	510203 Speech-Language Pathology	26
Bachelor of Science	167	Master of Science in Nursing	19
260101 Biology	10	513899 Family Nurse Clinician	19
400501 Chemistry	2	Doctor of Nursing Practice	6
090101 Communications	3	513818 Nursing Practice	6
120599 Culinary Arts	9		
190706 Early Childhood Development	2	Total Degrees Awarded	870
131202 Elementary Education	22		
190101 Family Science	7	Certificate Programs	0
309999 Interdisciplinary Studies	1	513805 Post-Graduate Advanced- Practice Registered Nurse	0
310501 Kinesiology	25		
220302 Legal Studies	8	Total Degrees/Certificates Awarded	870
270101 Mathematics	3		

Source: IHL Degree Files

Degrees Awarded by CIP, Major/Concentration, Race/Ethnicity, and Gender | Table 3.9
Academic Year 2022-2023

CIP	Major Description/Degree	Total	American Indian or Alaskan Native		Asian		Black/African American		Hispanic		Multiple Race		Native Hawaiian or Pacific Islander		Non-Resident Alien		White	
			F	M	F	M	F	M	F	M	F	M	F	M	F	M	F	M
			College of Arts & Sciences Total	104	2	0	1	2	22	8	0	0	0	0	0	0	1	0
050207	Women's, Gender & Sexuality Studies BA	0																
	Women's Leadership MA	2				1											1	
090101	Communication BA	1															1	
	Communication BS	3					1										2	
160905	Spanish BA	1															1	
190101	Family Science BS	7	1				4										2	
230101	English BA	4															3	1
	English - Creative Writing BA	4															4	
	English - Literature BA	2					2											
	English-Teacher Certification BA	0																
231302	Creative Writing MFA	13															12	1
260101	Biology BS	10			1	3											3	3
	Biology-Teacher Certification BS	0																
270101	Mathematics BS	2			1	1												
	Mathematics-Teacher Certification BS	1				1												
309999	Interdisciplinary Studies BA	0																
	Interdisciplinary Studies BS	1															1	
400501	Chemistry BS	2					1										1	
420101	Psychology BA	5					3										2	
	Psychology BS	10					4										6	

Degrees Awarded by CIP, Major/Concentration, Race/Ethnicity, and Gender | Table 3.9
Academic Year 2022-2023

CIP	Major Description/Degree	Total	American Indian or Alaskan Native		Asian		Black/African American		Hispanic		Multiple Race		Native Hawaiian or Pacific Islander		Non-Resident Alien		White		
			F	M	F	M	F	M	F	M	F	M	F	M	F	M	F	M	
451001	Political Science [BS]	0																	
	Pol Sci-NonProfit Advocacy [BS]	1																1	
	Pol Sci-Social Studies [BS]	4					1								1			1	1
500101	Fine Arts-Studio Art [BFA]	6					1	3										1	1
	Fine Arts-Studio-Graphic [BFA]	0																	
	Theatre [BA]	1																	1
	Theatre-Theatre Education [BA]	0																	
500506	Theatre Education [MFA]	13			1													9	3
500901	Music [BA]	0																	
	Music - Music Education [BM]	3					1	1											1
	Music-Music Therapy [BM]	2					1												1
	Music-Performance [BA]	0																	
540101	History [BA]	1																	1
	History-Public History [BA]	4	1				1											2	
	History-Teacher Certification [BA]	1																	1

Degrees Awarded by CIP, Major/Concentration, Race/Ethnicity, and Gender | Table 3.9
Academic Year 2022-2023

CIP	Major Description/Degree	Total	American Indian or Alaskan Native		Asian		Black/ African American		Hispanic		Multiple Race		Native Hawaiian or Pacific Islander		Non-Resident Alien		White	
			F	M	F	M	F	M	F	M	F	M	F	M	F	M	F	M
			College of Business & Professional Studies Total	179	0	0	2	0	60	12	1	1	0	0	0	0	0	4
120599	Culinary Arts [BS]	9					3										3	3
220302	Legal Studies [BA]	1															1	
	Legal Studies [BS]	8					3	1									3	1
240199	Professional Studies [BPS]	14					9	1									4	
520201	Bus Adm - Sports Mgt [BBA]	5					1	1							1	1	1	
	Bus Admin - Cul Art - Main [BAS]	6					3	2									1	
	Bus Admin - Legal Admin [BAS]	3					3											
	Bus Admin-Health Care Mgt [BAS]	5					3										2	
	Bus Admin-Health Care Mgt [BBA]	13					8										5	
	Bus Admin-Nonprofit Mgt [BBA]	0																
	Business Admin-Accounting [BBA]	16					4	2									8	2
	Business Admin - General Bus [BAS]	7					2										2	3
	Business Admin - General Bus [BBA]	26			1		7	2							3		8	5
	Business Admin - Human Res Mgt [BAS]	9					4		1								4	
	Business Admin - Human Res Mgt [BBA]	11					2										9	
	Business Admin - Management [BAS]	4															4	

Degrees Awarded by CIP, Major/Concentration, Race/Ethnicity, and Gender | Table 3.9
Academic Year 2022-2023

CIP	Major Description/Degree	Total	American Indian or Alaskan Native		Asian		Black/African American		Hispanic		Multiple Race		Native Hawaiian or Pacific Islander		Non-Resident Alien		White	
			F	M	F	M	F	M	F	M	F	M	F	M	F	M	F	M
520201 (cont.)	Business Admin - Management [BBA]	7					2										2	3
	Business Admin - Marketing [BAS]	2					1		1									
	Business Admin - Marketing [BBA]	5					1	1									2	1
	Business Admin - MIS [BAS]	5					1											4
	Business Admin - MIS [BBA]	5					1	1									1	2
520201	Business Administration [MBA]	18			1		2	1									8	6

Degrees Awarded by CIP, Major/Concentration, Race/Ethnicity, and Gender | Table 3.9
Academic Year 2022-2023

CIP	Major Description/Degree	Total	American Indian or Alaskan Native		Asian		Black/African American		Hispanic		Multiple Race		Native Hawaiian or Pacific Islander		Non-Resident Alien		White		
			F	M	F	M	F	M	F	M	F	M	F	M	F	M	F	M	
			College of Nursing & Health Sciences Total	539	7	0	5	1	196	12	1	0	0	0	0	0	1	0	281
310501	Kinesiology-Exer Sci-Phys Ther [BS]	5			1		3											1	
	Kinesiology-Exercise Science [BS]	20					7	3										5	5
510203	Speech/Language Pathology [BS]	34					3											31	
	Speech-Language Pathology [MS]	26					2											24	
512201	Public Health [MPH]	8					5		1									2	
512207	Public Health Education [BAS]	1			1														
	Public Health Education [BS]	26	2				19	1										4	
513801	Associate of Science Nursing [ASN]	37					18											15	4
	Bachelor of Science Nursing [BSN]	66	2		3	1	10	1										41	8
	Nursing - BSN - Tupelo [BSN]	291	3				126	7						1				140	14
513818	Nursing Practice [DNP]	6					1											5	
513899	Family Nurse Practitioner [MSN]	19					2											14	3

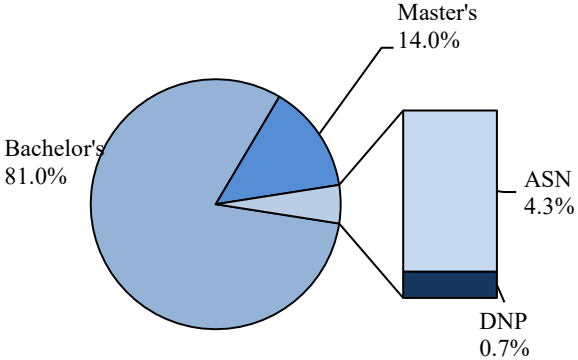
Degrees Awarded by CIP, Major/Concentration, Race/Ethnicity, and Gender | Table 3.9
Academic Year 2022-2023

CIP	Major Description/Degree	Total	American Indian or Alaskan Native		Asian		Black/African American		Hispanic		Multiple Race		Native Hawaiian or Pacific Islander		Non-Resident Alien		White	
			F	M	F	M	F	M	F	M	F	M	F	M	F	M	F	M
School of Education Total		48	0	0	1	0	9	1	0	0	0	0	0	0	0	0	33	4
130101	Education [MED]	5			1		1										3	
131202	Elementary Education [BS]	22					3										19	
131205	Secondary Teacher Ed (Alt Rte) [MAT]	18					3	1									10	4
190706	Early Childhood Development [BS]	2					1										1	
240102	University Studies [BUS]	1					1											
Grand Total		870	9	0	9	3	287	33	2	1	0	0	0	0	2	4	435	85

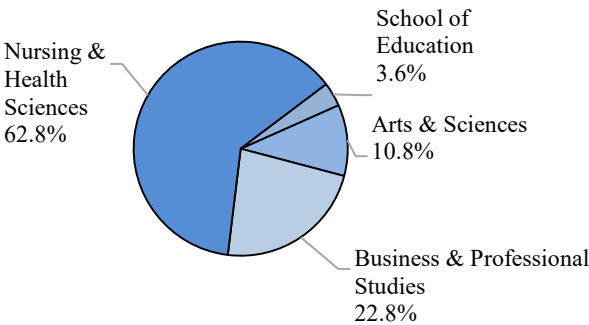
Source: IHL Degree Files and Internal Degree Files

Summary of Degrees Awarded | Table 3.10
Academic Year 2022 - 2023

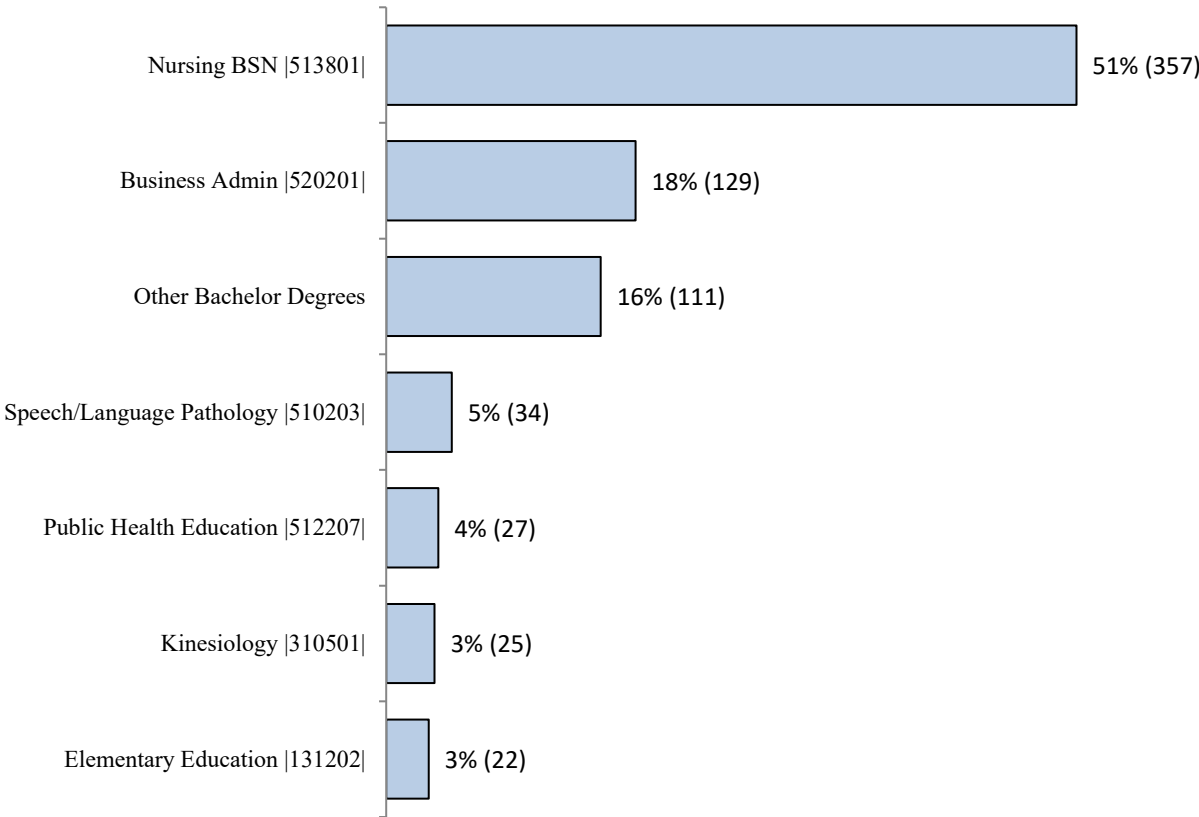
Degrees Awarded by Level



Bachelor's Degrees Awarded by College



Most Popular Bachelor's Degrees by CIP Code and IHL Program Title



Source: IHL Degree Files
 Other Bachelor's Degrees include all Bachelor's programs with 15 or less degrees awarded.

History of Degrees Awarded by Program and CIP | Table 3.11
Academic Years 2019 - 2023

College / Program	CIP	2019	2020	2021	2022	2023	5 Yr # Ch	5 Yr % Ch
College of Arts & Sciences Total		112	134	105	105	104	-8	-7%
Art Education	131302	2	2	0	0	0	-2	-100%
Biology	260101	16	19	22	25	10	-6	-38%
Chemistry	400501	1	5	0	0	2	1	100%
Communication	090101	10	7	6	8	4	-6	-60%
Creative Writing - Master's	231302	8	8	10	13	13	5	63%
English	230101	13	20	8	6	10	-3	-23%
Family Science	190101	6	6	10	7	7	1	17%
Fine Arts	500101	15	7	4	3	6	-9	-60%
History	540101	6	5	12	7	6	0	0%
Interdisciplinary Studies	309999	1	2	1	1	1	0	0%
Mathematics	270101	2	0	2	2	3	1	50%
Music	500901	7	6	7	5	5	-2	-29%
Physical Sciences	400101	0	0	0	0	0	0	0%
Physical Theatre - Master's	500506	7	2	3	0	0	-7	-100%
Political Science	451001	4	0	2	7	5	1	25%
Psychology	420101	12	36	13	11	15	3	25%
Social Sciences	450101	1	0	0	0	0	-1	-100%
Spanish	160905	0	2	3	1	1	1	100%
Theatre	500101	1	1	0	1	1	0	0%
Theatre Education - Master's	500506	0	0	0	7	13	13	100%
Women's Leadership - Master's	050207	0	5	2	1	2	2	100%
Women's, Gender & Sexuality Studies	050207	0	1	0	0	0	0	0%
College of Business & Professional Studies Total		189	173	165	162	179	-10	-5%
Accounting	520301	16	9	1	0	0	-16	-100%
Business Administration	520201	105	112	109	111	129	24	23%
Business Administration - Master's	520201	8	6	10	19	18	10	125%
Culinary Arts	120599	20	15	15	12	9	-11	-55%
General Studies	240101	8	2	1	0	0	-8	-100%
Legal Studies	220302	21	16	14	5	9	-12	-57%

History of Degrees Awarded by Program and CIP | Table 3.11
Academic Years 2019 - 2023

College / Program	CIP	2019	2020	2021	2022	2023	5 Yr # Ch	5 Yr % Ch
Professional Studies	240199	10	13	15	15	14	4	40%
Public Safety Administration	440401	1	0	0	0	0	-1	-100%
College of Nursing & Health Sciences Total		584	573	658	594	539	-45	-8%
Doctor of Nursing Practice	513818	3	7	2	12	6	3	100%
Family Nurse Clinician - Master's	513899	35	27	33	26	19	-16	-46%
Kinesiology	310501	29	26	25	36	25	-4	-14%
Nursing - ASN	513801	55	47	49	35	37	-18	-33%
Nursing - BSN	513801	360	371	441	379	357	-3	-1%
Public Health - Master's	512201	15	18	12	25	8	-7	-47%
Public Health Education	512207	46	38	55	28	27	-19	-41%
Speech-Language Pathology	510203	29	24	23	32	34	5	17%
Speech-Language Pathology - Master's	510203	12	15	18	21	26	14	117%
School of Education Total		26	37	63	66	48	22	85%
Early Childhood Development	190706	0	2	3	7	2	2	100%
Education - Master's	130101	11	5	10	6	5	-6	-55%
Elementary Education	131202	14	27	42	33	22	8	57%
Secondary Teacher Education - Master's	131205	1	2	6	16	18	17	1700%
University Studies	240102	0	1	2	4	1	1	100%
Grand Total		911	917	991	927	870	-41	-5%

Source: IHL Degree Files

History of Degrees Awarded by Program, CIP, and Gender | Table 3.12
Academic Years 2019 - 2023

College / Program	CIP	2019		2020		2021		2022		2023		Total
		F	M	F	M	F	M	F	M	F	M	
College of Arts & Sciences Total		93	19	112	22	81	24	90	15	80	24	560
Art Education	131302	2	0	2	0	-	-	-	-	-	-	4
Biology	260101	15	1	15	4	15	7	22	3	6	4	92
Chemistry	400501	1	0	1	4	-	-	-	-	1	1	8
Communication	090101	8	2	7	0	5	1	6	2	3	1	35
Creative Writing - Master's	231302	7	1	6	2	7	3	12	1	12	1	52
English	230101	12	1	18	2	7	1	6	0	9	1	57
Family Science	190101	5	1	6	0	9	1	6	1	7	-	36
Fine Arts	500101	13	2	5	2	4	0	2	1	2	4	35
History	540101	3	3	2	3	4	8	7	0	3	3	36
Interdisciplinary Studies	309999	0	1	2	0	1	0	1	0	1	0	6
Mathematics	270101	2	0	0	0	2	0	2	0	3	0	9
Music	500901	6	1	5	1	6	1	4	1	3	2	30
Physical Sciences	400101	-	-	-	-	-	-	-	-	-	-	0
Physical Theatre - Master's	500506	5	2	2	0	3	0	-	-	-	-	12
Political Science	451001	2	2	-	-	1	1	3	4	3	2	18
Psychology	420101	10	2	33	3	12	1	9	2	15	0	87
Social Sciences	450101	1	0	-	-	-	-	-	-	-	-	1
Spanish	160905	-	-	1	1	3	0	1	0	1	0	7
Theatre	500101	1	0	1	0	-	-	1	0	0	1	4
Theatre Education - Master's	500506	-	-	-	-	-	-	7	0	9	4	20
Women's Leadership - Master's	050207	-	-	5	0	2	0	1	0	2	0	10
Women's, Gender & Sexuality Studies	050207	-	-	1	0	-	-	-	-	-	-	1
College of Business & Professional Studies Total		143	46	134	39	115	50	113	49	130	49	868
Accounting	520301	14	2	8	1	0	1	-	-	-	-	26
Business Administration	520201	81	24	86	26	73	36	73	38	93	36	566
Business Administration - Master's	520201	4	4	5	1	7	3	14	5	11	7	61
Culinary Arts	120599	16	4	10	5	13	2	9	3	6	3	71
General Studies	240101	7	1	2	0	1	0	-	-	-	-	11
Legal Studies	220302	15	6	13	3	13	1	4	1	7	2	65
Professional Studies	240199	6	4	10	3	8	7	13	2	13	1	67
Public Safety Administration	440401	0	1	-	-	-	-	-	-	-	-	1

History of Degrees Awarded by Program, CIP, and Gender | Table 3.12
Academic Years 2019 - 2023

College / Program	CIP	2019		2020		2021		2022		2023		Total
		F	M	F	M	F	M	F	M	F	M	
College of Nursing & Health Sciences Total		525	59	513	60	597	61	532	62	491	48	2,948
Doctor of Nursing Practice	513818	3	0	7	0	2	0	12	0	6	0	30
Family Nurse Clinician - Master's	513899	31	4	24	3	32	1	25	1	16	3	140
Kinesiology	310501	21	8	20	6	20	5	27	9	16	9	141
Nursing - ASN	513801	51	4	43	4	45	4	33	2	33	4	223
Nursing - BSN	513801	321	39	336	35	401	40	340	39	326	31	1,908
Public Health - Master's	512201	15	0	13	5	9	3	20	5	8	0	78
Public Health Education	512207	43	3	32	6	47	8	24	4	26	1	194
Speech Pathology	510203	28	1	23	1	23	0	32	0	34	0	142
Speech-Language Pathology - Master's	510203	12	0	15	0	18	0	19	2	26	0	92
School of Education Total		25	1	36	1	58	5	57	9	43	5	240
Early Childhood Development	190706	-	-	2	0	3	0	7	0	2	0	14
Education - Master's	130101	11	0	5	0	9	1	6	0	5	0	37
Elementary Education	131202	14	0	27	0	40	2	30	3	22	0	138
Secondary Teacher Education - Master's	131205	0	1	2	0	4	2	11	5	13	5	43
University Studies	240102	-	-	0	1	2	0	3	1	1	0	8
Grand Total		786	125	795	122	851	140	792	135	744	126	4,616

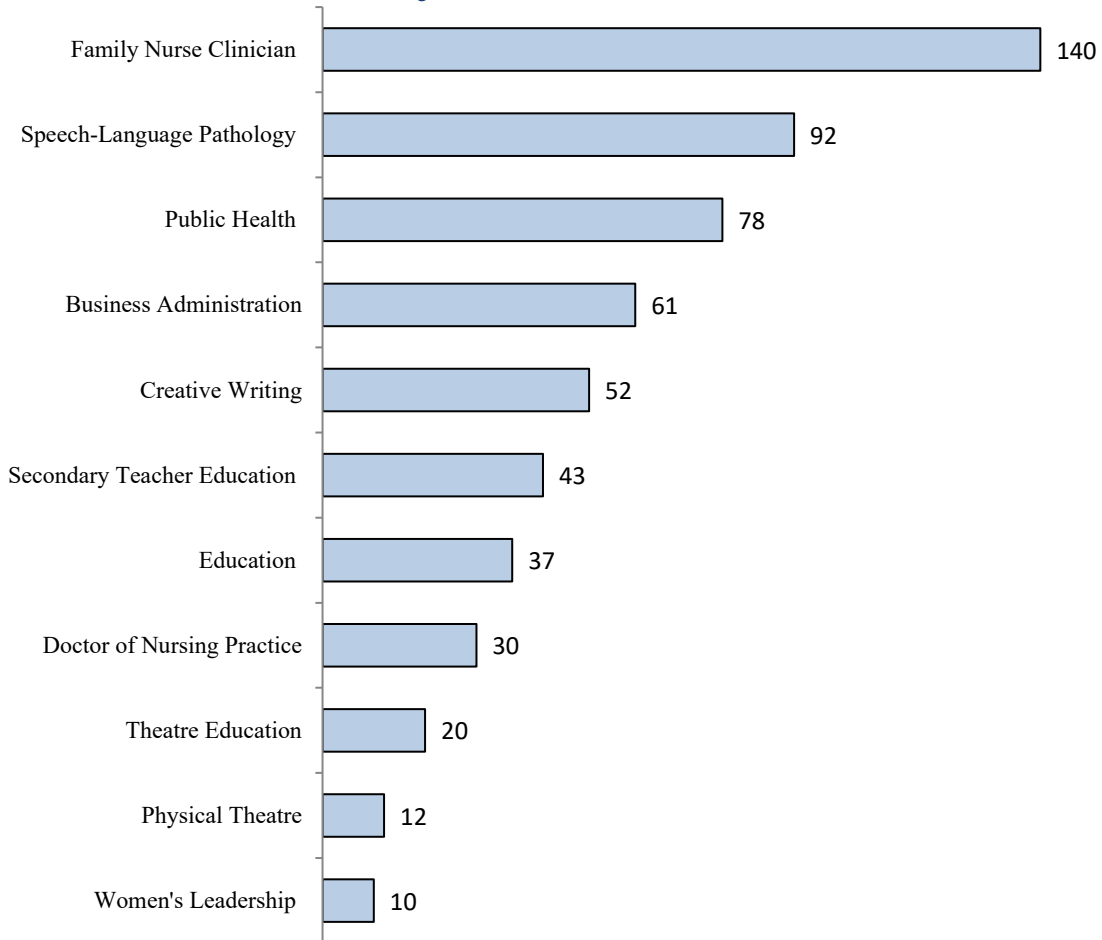
Source: IHL Degree Files

Top Bachelor's & Graduate Degrees Awarded in the last 5 Years | Table 3.13
Academic Years 2019 - 2023

Top 10 Bachelor's Degrees Awarded in the Last 5 Years

1	Nursing - BSN	1908	50%	6	Elementary Education	138	4%
2	Business Administration	566	15%	7	Biology	92	2%
3	Public Health Education	194	5%	8	Psychology	87	2%
4	Speech-Language Pathology	142	4%	9	Culinary Arts	71	2%
5	Kinesiology	141	4%	10	Professional Studies	67	2%

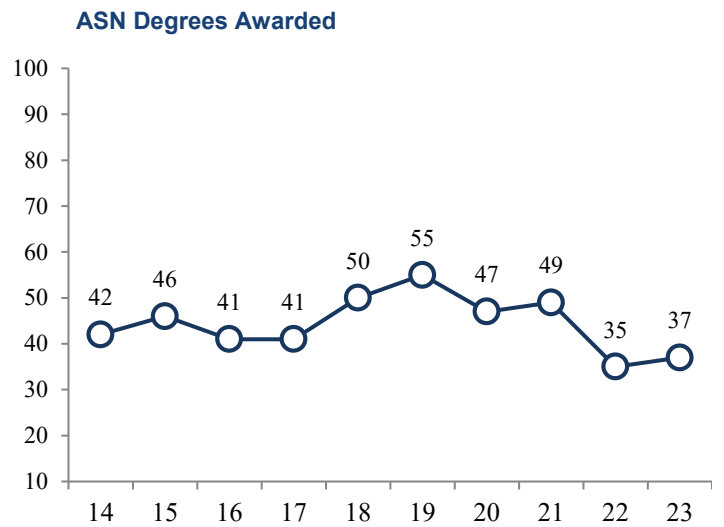
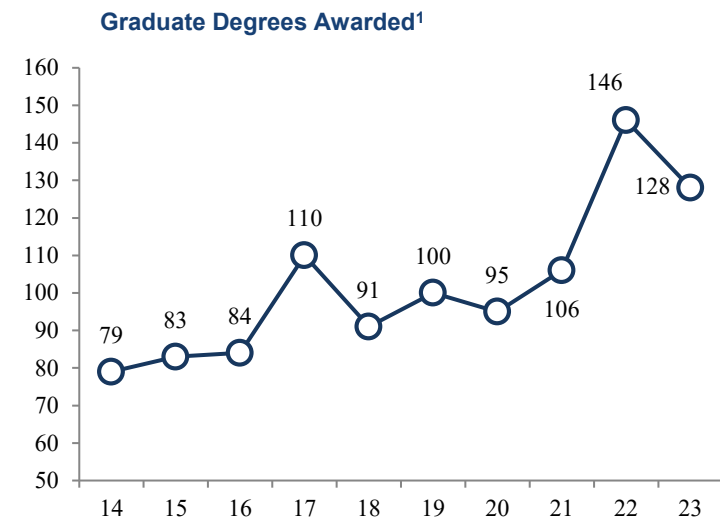
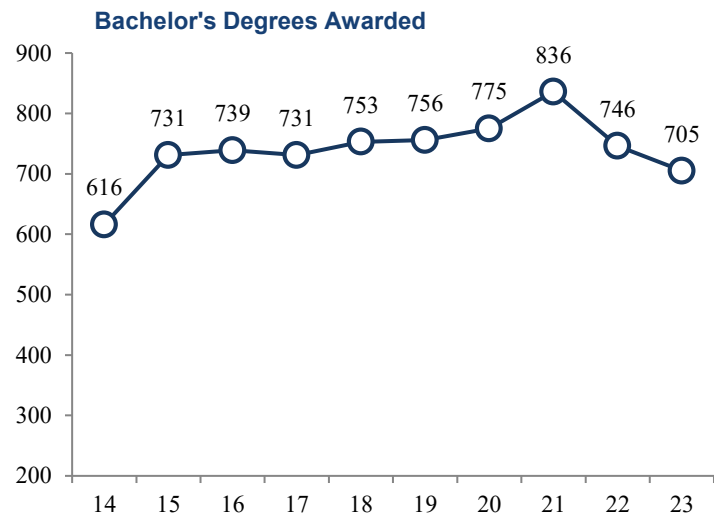
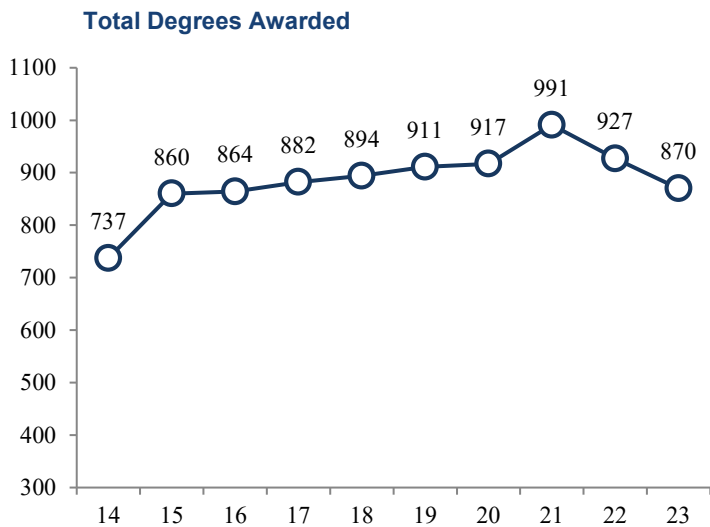
Graduate Degrees Awarded in the Last 5 Years



Source: IHL Degree Files

History of Degrees Awarded by Academic Level | Table 3.14
Academic Years 2014 - 2023

Degree	Degrees Awarded					Total	5 Yr # Ch	5 Yr % Ch
	2019	2020	2021	2022	2023			
ASN	55	47	49	35	37	223	-18	-33%
Bachelor's	756	775	836	746	705	3,818	-51	-7%
Master's	97	88	104	134	122	545	25	26%
DNP	3	7	2	12	6	30	3	100%
Total	911	917	991	927	870	4,616	-41	-5%



Source: IHL Degree Files

¹Includes DNP Degrees

Degrees Awarded by College, Department, CIP & Major/Concentration | Table 3.15

Academic Years 2019 - 2023

College/ Department	CIP	Major/Concentration	Degree	2019	2020	2021	2022	2023	Grand Total	
College of Arts & Sciences Total				112	134	105	105	104	560	
Art & Design	131302	Art Education	BFA	2	2	0	0	0	4	
		Fine Arts - Studio Art	BFA	9	3	2	0	6	20	
	500101	Fine Arts - Studio - Graphic	BFA	6	4	2	3	0	15	
		Department Total			17	9	4	3	6	39
Communication	090101	Communication	BA	5	2	2	5	1	15	
			BS	5	5	4	3	3	20	
	Department Total			10	7	6	8	4	35	
History, Political Science, & Geography	309999	Interdisciplinary Studies	BA	1	2	1	0	0	4	
			BS	0	0	0	1	1	2	
	450101	Social Sciences	BS	1	0	0	0	0	1	
			Political Science	BA	4	0	0	0	0	4
	451001	Political Science	BS	0	0	0	1	0	1	
			Political Science - Nonprofit Advocacy	BS	0	0	0	0	1	1
			Political Science - Social Studies	BS	0	0	2	6	4	12
	540101	History	BA	4	5	12	5	1	27	
			History - Public History	BA	1	0	0	1	4	6
			History - Teacher Certification	BA	1	0	0	1	1	3
Department Total			12	7	15	15	12	61		
Languages, Literature, & Philosophy	050207	Women's Leadership	MA	0	5	2	1	2	10	
		Women's, Gender & Sexuality Studies	BA	0	1	0	0	0	1	
	160905	Spanish	BA	0	2	3	1	1	7	
			English	BA	3	13	4	2	4	26
	230101	English - Creative Writing	BA	6	5	3	2	4	20	
			English - Literature	BA	0	0	0	0	2	2
			English - Teacher Certification	BA	4	2	1	2	0	9
	231302	Creative Writing	MFA	8	8	10	13	13	52	
	Department Total			21	36	23	21	26	127	
	Music	500901	Music	BA	2	1	2	0	0	5
Music - Music Education			BM	5	0	1	1	3	10	
Music - Music Therapy			BM	0	5	4	3	2	14	
Music - Performance			BA	0	0	0	1	0	1	
Department Total				7	6	7	5	5	30	
Psychology & Family Science	190101	Family Science	BS	6	6	10	7	7	36	
			BA	12	36	13	8	5	74	
	420101	Psychology	BS	0	0	0	3	10	13	
			Department Total			18	42	23	18	22
Sciences & Mathematics	260101	Biology	BS	15	18	20	25	10	88	
		Biology - Teacher Certification	BS	1	1	2	0	0	4	
	270101	Mathematics	BS	2	0	1	2	2	7	
		Mathematics - Teacher Certification	BS	0	0	1	0	1	2	
	400101	Physical Science - Teacher Certification	BS	0	0	0	0	0	0	
	400501	Chemistry	BS	1	5	0	0	2	8	
	Department Total			19	24	24	27	15	109	

Degrees Awarded by College, Department, CIP & Major/Concentration | Table 3.15

Academic Years 2019 - 2023

College/ Department	CIP	Major/Concentration	Degree	2019	2020	2021	2022	2023	Grand Total	
Theatre	500101	Theatre	BA	1	0	0	0	1	2	
		Theatre - Theatre Education	BA	0	1	0	1	0	2	
Theatre (cont.)	500506	Physical Theatre	MFA	7	2	3	0	0	12	
		Theatre Education	MFA	0	0	0	7	13	20	
Department Total				8	3	3	8	14	36	
College of Business & Professional Studies Total				189	173	165	162	179	868	
Business	240101	General Studies	BS	8	2	1	0	0	11	
	240199	Professional Studies	BPS	10	13	15	15	14	67	
	440401	Public Safety - Ad/FSM/Gen Bus	BS	1	0	0	0	0	1	
			Business Admin - Culin Art - Gulf	BAS	2	1	0	0	0	3
			Business Admin - Culin Art - Hinds	BAS	3	1	0	0	0	4
			Business Admin - Culin Art - Main	BAS	6	2	2	4	6	20
			Business Admin - General Business	BAS	11	11	5	6	7	40
			Business Admin - Health Care Mgt	BAS	9	12	7	5	5	38
			Business Admin - Human Res Mgt	BAS	2	5	4	7	9	27
			Business Admin - Legal Admin	BAS	2	1	3	1	3	10
			Business Admin - Management	BAS	0	1	0	4	4	9
			Business Admin - Marketing	BAS	0	0	3	2	2	7
			Business Admin - MIS	BAS	12	3	8	7	5	35
			Business Admin - Accounting	BBA	0	5	12	9	16	42
			Business Admin - General Business	BBA	4	14	16	20	26	80
		520201	Business Admin - Health Care Mgt	BBA	4	14	20	14	13	65
			Business Admin - Human Res Mgt	BBA	3	5	7	10	11	36
			Business Admin - Management	BBA	1	5	10	9	7	32
			Business Admin - Marketing	BBA	1	5	5	4	5	20
			Business Admin - MIS	BBA	0	4	3	5	5	17
			Business Admin - Nonprofit Mgt	BBA	0	0	0	1	0	1
			Business Admin - Sports Mgt	BBA	0	0	0	1	5	6
			Business Admin - General Business	BS	15	4	0	1	0	20
			Business Admin - Health Care Mgt	BS	14	8	2	1	0	25
			Business Admin - Human Res Mgt	BS	6	2	0	0	0	8
			Business Admin - Management	BS	4	1	1	0	0	6
			Business Admin - Marketing	BS	2	4	1	0	0	7
			Business Admin - MIS	BS	4	4	0	0	0	8
		520201	Business Administration	MBA	8	6	10	19	18	61
		520301	Accounting	BS	16	9	1	0	0	26
	Department Total				148	142	136	145	161	732
	Culinary Arts	120599	Culinary Arts	BS	20	15	15	12	9	71
Department Total				20	15	15	12	9	71	
Legal Studies	220302	Legal Studies	BA	6	5	2	1	1	15	
			BS	15	11	12	4	8	50	
	Department Total				21	16	14	5	9	65

Degrees Awarded by College, Department, CIP & Major/Concentration | Table 3.15

Academic Years 2019 - 2023

College/ Department	CIP	Major/Concentration	Degree	2019	2020	2021	2022	2023	Grand Total
College of Nursing & Health Sciences Total				584	573	658	594	539	2948
Associate Nursing	513801	Associate of Science Nursing	ASN	55	47	49	35	37	223
Department Total				55	47	49	35	37	223
Baccalaureate Nursing	513801	Bachelor of Science Nursing	BSN	65	60	64	50	66	305
		Nursing - BSN - Tupelo	BSN	295	311	377	329	291	1603
	Department Total				360	371	441	379	357
Graduate Nursing	513818	Doctor of Nursing Practice	DNP	3	7	2	12	6	30
	513899	Family Nurse Practitioner	MSN	35	27	33	26	19	140
	Department Total				38	34	35	38	25
Health & Kinesiology	310501	Kinesiology - Exer Sci - Phys Ther	BS	4	8	11	13	5	41
		Kinesiology - Exercise Science	BS	24	18	14	23	20	99
		Kinesiology - Teaching	BS	1	0	0	0	0	1
	512201	Public Health	MPH	15	18	12	25	8	78
	512207	Public Health Education	BAS	1	2	4	3	1	11
			BS	45	36	51	25	26	183
	Department Total				90	82	92	89	60
Speech-Language Pathology	510203	Speech-Language Pathology	BS	29	24	23	32	34	142
		Speech-Language Pathology	MS	12	15	18	21	26	92
	Department Total				41	39	41	53	60
School of Education Total				26	37	63	66	48	240
Education	190706	Early Childhood Development	BS	0	2	3	7	2	14
	130101	Education	MED	11	5	10	6	5	37
	131202	Elementary Education	BS	14	27	42	33	22	138
	131205	Secondary Teacher Ed (Alt Rte)	MAT	1	2	6	16	18	43
	240102	University Studies	BUS	0	1	2	4	1	8
	Department Total				26	37	63	66	48
Total Degrees Awarded				911	917	991	927	870	4616

Source: IHL Degree Files and Internal Degree Files

History of Degrees Awarded by Second Major | Table 3.16
Academic Years 2019 - 2023

College / Second Major	2019	2020	2021	2022	2023	Total
College of Arts & Sciences Total	6	1	2	1	2	12
Chemistry	0	0	0	0	1	1
English	1	0	0	0	0	1
English - Creative Writing	1	0	0	0	0	1
Family Science	1	0	0	0	0	1
History	2	0	1	0	1	4
Mathematics	1	0	0	0	0	1
Political Science	0	1	1	0	0	2
Spanish	0	0	0	1	0	1
College of Business & Professional Studies Total	2	1	0	0	1	4
Bus Admin-Health Care Mgt	1	0	0	0	0	1
Business Admin - General Bus	1	0	0	0	0	1
Business Admin - Marketing	0	1	0	0	0	1
Business Admin - Nonprofit Mgt	0	0	0	0	1	1
College of Nursing & Health Sciences Total	1	0	0	0	0	1
Public Health Education	1	0	0	0	0	1
School of Education Total	0	0	1	0	0	1
Elementary Education	0	0	1	0	0	1
Grand Total	9	2	3	1	3	18

Source: Internal Degree Files

As of AY 2017, second majors are reported to IPEDS. They are currently not reported to IHL.

Appendix A: Endnotes

All data prior to Fall 2020 have been updated to reflect the Fall 2020 college, department, and program structure. Beginning Fall 2020, the School of Education which contains the Education Department was established. Since the Education Department was moved from the College of Arts, Sciences, & Education in Fall 2020, this college was renamed the College of Arts & Sciences. The Psychology & Family Studies Department was renamed the Psychology & Family Science Department in Fall 2020 to reflect the restructuring of the major from Family Studies to Family Science with a change in CIP Code from 190704 to 190101.

Between Fall 2017 and Summer 2020, the College of Arts & Sciences was coded as the College of Arts, Sciences, & Education. Prior to Fall 2017, the college was referred to as the College of Arts & Sciences.

Prior to Fall 2017, the College of Nursing & Health Sciences was coded as the College of Nursing & Speech Language Pathology. The College of Education & Human Sciences was dissolved during the Fall 2017 college restructure. It housed three departments: Education, Psychology & Family Studies and Health & Kinesiology. The departments of Education and Psychology & Family Studies were moved to the College of Arts, Sciences & Education. The Health & Kinesiology Department was moved to the College of Nursing & Health Sciences.

Changes within the College of Arts, Sciences & Education

Department of Art & Design

- The Art Education [BFA] and Fine Art [BA] programs are being phased out.
- Prior to Fall 2016, 'Fine Arts - Studio Art' was coded as 'Studio Art' and 'Fine Arts - Studio - Graphic' was coded as 'Graphic Design'.
- Prior to Fall 2016, all pre-Fine Arts majors [BFA] were included with the Fine Arts [BA] majors.
- Fall 2017 forward, all pre-majors will be coded in a degree program. All pre-art majors will be coded in Fine Arts - Studio Art [BFA] and Fine Arts - Studio - Graphic [BFA].

Department of Education

- The University Studies (IHL mandated C2C Degree) program was originally housed in the Business Department of the College of Business & Professional Studies. This program was moved to the Education Department in Fall 2020.
- Between Fall 2017 and Summer 2019, pre-Elementary Education majors were coded in the Interdisciplinary Studies (BS) program within the Department of History, Political Science, & Geography. Beginning Fall 2019, these students are now coded within the Early Childhood Development program within the Education Department.
- In Fall 2018, the Educational Leadership [MED], Gifted Studies [MED] and Reading/Literacy [MED] programs were consolidated into Education [MED].
- Prior to Fall 2016, Secondary Teacher Ed (Alt Rte) was coded as Education [MAT].

Department of History, Political Science & Geography

- Social Sciences [BA, BS] is being phased out.
- Between Fall 2017 and Summer 2019, the pre-Elementary Education majors were coded within the Interdisciplinary Studies [BS] program.

Department of Languages, Literature, & Philosophy

- In September 2022, The Women's Studies [WO STU, BA] major was renamed to Women's, Gender and Sexuality Studies [WO STUD, BA], and the Women's Studies [WS] minor was renamed to Women's, Gender and Sexuality Studies [WGS].

Department of Sciences & Mathematics

- No current changes.

Department of Theatre

- Physical Theatre [MFA] is being phased out.

Changes within the College of Business & Professional Studies

Department of Business

- The University Studies (IHL mandated C2C Degree) program was originally housed in the Business Department of the College of Business & Professional Studies. This program was moved to the Education Department in Fall 2020.
- Fall 2018 forward, the Business Administration program will transition from a BS degree to a BBA degree.
- The Accounting [BS] major has been discontinued and restructured to a concentration within Business Administration [BBA].
- General Studies [BS] is being phased out. General Studies [BA] was restructured/renamed to Professional Studies [BPS]. Prior to Fall 2017, General Studies was housed in the Department of Health & Kinesiology. Fall 2017 forward, the program will be housed in the Department of Business.
- Fall 2016 forward, the Business Administration programs/concentrations will contain both the BAS and BS degree programs.
- Public-Safety Administration [BA, BS] is being phased out.

Department of Culinary Arts

- In September 2022, the Pastry Arts [CPST] minor and the Culinary Managements [CMGT] minor were created under the Culinary Arts Department.
- In September 2022, the Nutrition and Health [NHLT] and Nutrition/Wellness [NWEL] minors were phased out and replaced by the newly created Nutrition [NUTR] minor.

Changes within the College of Nursing & Health Sciences

Department of Associate Nursing

- Fall 2017 forward, all pre-majors will be coded in a degree program. Pre-Nursing ASN majors will be coded in Public Health Education [BS].

Department of Baccalaureate Nursing

- Fall 2017 forward, all pre-majors will be coded in a degree program. Pre-Nursing BSN majors will be coded in Public Health Education [BS].
- The Pre-Nursing BSN – Tupelo major was phased out in Fall 2017.

Department of Graduate Nursing

- The Post Masters Certificate Nursing [PMC] has been discontinued and restructured/renamed to Post Graduate Adv Pr Reg Nurse [PMC].

Department of Health & Kinesiology

- The General Studies program was moved to the Department of Business in Fall 2017.
- The Health Education [MS] program has been discontinued and restructured/renamed to Public Health [MPH].
- Prior to Fall 2017, 'Kinesiology - Exer Sci - Phys Ther' was coded as 'Exercise Sci-Physical Therapy'.

Changes within the Library College

Department of Library

- The Digital Studies [DGST] minor was created in Spring 2020 under the Library Department.