

# MISSISSIPPI

# 1995

## FALL ENROLLMENT FACT BOOK

Board of Trustees of State Institutions of Higher Learning  
Department of Research and Planning  
3825 Ridgewood Road  
Jackson, Mississippi 39211

1995  
FALL ENROLLMENT  
FACT BOOK

Published by:

Board of Trustees of State Institutions of Higher Learning  
Department of Research and Planning  
3825 Ridgewood Road  
Jackson, Mississippi 39211  
(601) 982-6296

**Dr. Thomas D. Layzell**  
**Commissioner of Higher Education**

# BOARD OF TRUSTEES

Members with terms expiring  
May 7, 1996

**Mr. Frank Crosthwait**, Indianola  
*Central Supreme Court District*

**Mr. Will A. Hickman**, Oxford  
*State-at-large*

**Ms. Diane Martin Miller**, Gulfport  
*Sixth Congressional District*

**Mr. Sidney L. Rushing**, Gulfport  
*Southern Supreme Court District*

Members with terms expiring  
May 7, 2000

**Ms. Nan McGahey Baker**, Winona  
*Northern Supreme Court District*

**Mr. J. Marlin Ivey**, Kosciusko  
*Fourth Congressional District*

**Mr. James W. Luvenc**, Oxford  
*Second Congressional District*

**Dr. Cass Pennington**, Indianola  
*Third Congressional District*

Members with terms expiring  
May 7, 2004

**Mr. William S. Crawford**, Meridian  
*Fifth Congressional District*

**Ms. Ricki R. Garrett**, Clinton  
*Seventh Congressional District*

**Mr. J. P. "Jake" Mills**, Tupelo  
*First Congressional District*

**Mr. Carl Nicholson, Jr.**, Hattiesburg  
*State-at-large*

# INSTITUTIONS

## **Alcorn State University (ASU)**

Dr. Clinton Bristow, President  
*Lorman*

## **Delta State University (DSU)**

Dr. Kent Wyatt, President  
*Cleveland*

## **Jackson State University (JSU)**

Dr. James E. Lyons, Sr., President  
*Jackson*

## **Mississippi State University (MSU)**

Dr. Donald W. Zacharias, President  
*Starkville*

## **Mississippi University for Women (MUW)**

Dr. Clyda Stokes Rent, President  
*Columbus*

## **Mississippi Valley State University (MVSU)**

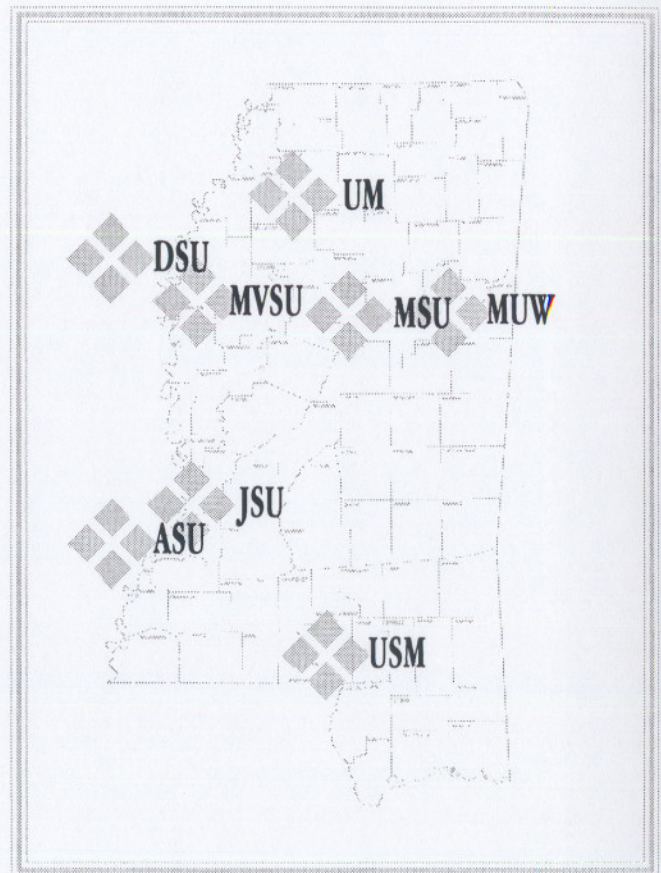
Dr. William W. Sutton, President  
*Itta Bena*

## **University of Mississippi (UM)**

Dr. Robert C. Khayat, Chancellor  
*Oxford*

## **University of Southern Mississippi (USM)**

Dr. Aubrey K. Lucas, President  
*Hattiesburg*



# TABLE OF CONTENTS

## TOTAL

On-Campus and Off-Campus Headcount Enrollment, By Level .....	1
On Campus and Off-Campus Headcount Enrollment, By Ethnicity, By Gender, and By Resident and Non-Resident .....	2

## ON-CAMPUS

Headcount Enrollment, By Level .....	3
Headcount and Full-Time Equivalent (FTE) Enrollment, By Level and By Full-Time and Part-Time .....	4
Headcount Enrollment, By Ethnicity, By Gender, and By Resident and Non-Resident .....	5
Headcount Enrollment, By Students' Origin .....	6
Headcount Enrollment, By Out-of-State Students' Residence .....	7
Headcount Enrollment, By Counties for Residents of Mississippi .....	8
Headcount Enrollment, By Program Category .....	13
Graduate Headcount Enrollment, By Academic Program Levels and By Full-Time and Part-Time .....	18
Graduate Headcount Enrollment, By Program Category .....	19

## OFF-CAMPUS

Headcount Enrollment, By Level .....	23
Headcount and Full-Time Equivalent (FTE) Enrollment, By Level and By Full-Time and Part-Time .....	24
Headcount Enrollment, By Ethnicity, By Gender, and By Resident and Non-Resident .....	25
Headcount Enrollment, By Program Category .....	26
Graduate Headcount Enrollment, By Academic Program Levels and By Full-Time and Part-Time .....	28
Graduate Headcount Enrollment, By Program Category .....	29

## OTHER LOCATIONS

Headcount Enrollment, By Level .....	31
Headcount Enrollment, By Ethnicity, By Gender, and By Resident and Non-Resident .....	32
Headcount Enrollment, By Program Category .....	33

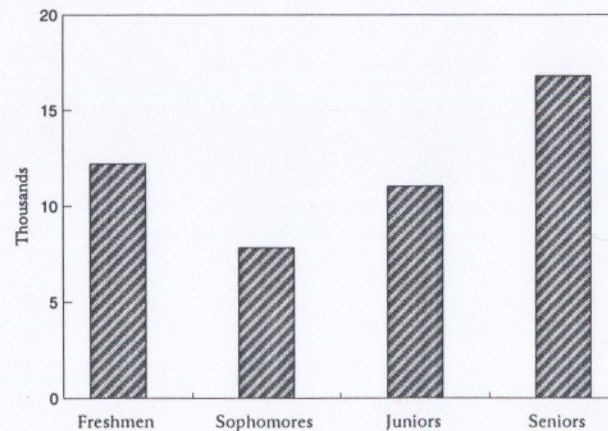
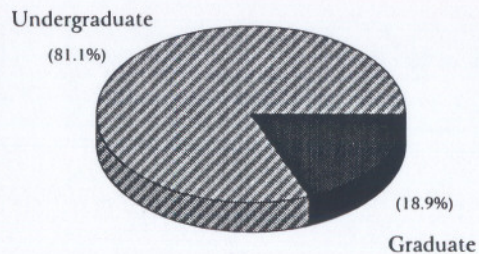
## UNIVERSITY OF MISSISSIPPI MEDICAL CENTER

Headcount Enrollment, By Program Category and By Level .....	34
--	----

TOTAL

**ON-CAMPUS AND OFF-CAMPUS HEADCOUNT ENROLLMENT  
BY LEVEL  
FALL, 1995-96**

Institution	Freshman	Sophomore	Junior	Senior	Total		Graduate	Total	
					Undergraduate				
Alcorn State University	1,146	562	409	646	2,763	91.1%	270	8.9%	3,033
Delta State University	1,197	464	605	1,075	3,341	83.4%	666	16.6%	4,007
Jackson State University	1,958	1,085	1,007	1,441	5,491	87.0%	822	13.0%	6,313
Mississippi State University	2,451	1,976	2,856	4,284	11,567	80.5%	2,801	19.5%	14,368
Mississippi University for Women	809	420	503	1,128	2,860	93.4%	201	6.6%	3,061
Mississippi Valley State University	755	392	395	597	2,139	99.3%	15	0.7%	2,154
University of Mississippi	2,020	1,432	2,033	2,664	8,149	76.6%	2,484	23.4%	10,633
University of Mississippi Medical Center	81	23	294	237	635	34.9%	1,182	65.1%	1,817
University of Southern Mississippi	1,797	1,472	2,930	4,740	10,939	80.1%	2,718	19.9%	13,657
<b>TOTAL</b>	<b>12,214</b>	<b>7,826</b>	<b>11,032</b>	<b>16,812</b>	<b>47,884</b>	<b>81.1%</b>	<b>11,159</b>	<b>18.9%</b>	<b>59,043</b>

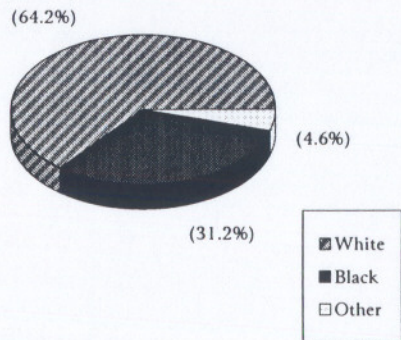




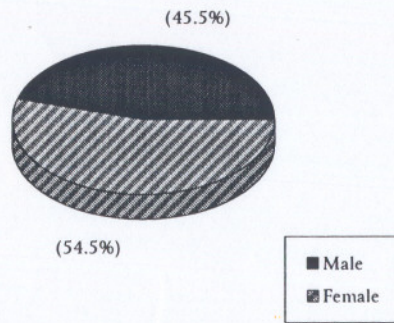
**ON-CAMPUS AND OFF-CAMPUS HEADCOUNT ENROLLMENT  
BY ETHNICITY, BY GENDER, AND BY RESIDENT AND NON-RESIDENT  
FALL, 1995-96**

Institution	White	Black	Other	Male	Female	Resident	Non-Resident	Total
Alcorn State University	180 5.9%	2,836 93.5%	17 0.6%	1,170 38.6%	1,863 61.4%	2,650 87.4%	383 12.6%	3,033
Delta State University	2,922 72.9%	1,031 25.7%	54 1.3%	1,592 39.7%	2,415 60.3%	3,752 93.6%	255 6.4%	4,007
Jackson State University	169 2.7%	5,932 94.0%	212 3.4%	2,640 41.8%	3,673 58.2%	4,528 71.7%	1,785 28.3%	6,313
Mississippi State University	11,187 77.9%	2,179 15.2%	1,002 7.0%	8,164 56.8%	6,204 43.2%	11,332 78.9%	3,036 21.1%	14,368
Mississippi University for Women	2,294 74.9%	705 23.0%	62 2.0%	590 19.3%	2,471 80.7%	2,834 92.6%	227 7.4%	3,061
Mississippi Valley State University	18 0.8%	2,132 99.0%	4 0.2%	865 40.2%	1,289 59.8%	1,907 88.5%	247 11.5%	2,154
University of Mississippi	8,814 82.9%	1,083 10.2%	736 6.9%	5,159 48.5%	5,474 51.5%	6,684 62.9%	3,949 37.1%	10,633
University of Mississippi Medical Center	1,526 84.0%	147 8.1%	144 7.9%	916 50.4%	901 49.6%	1,538 84.6%	279 15.4%	1,817
University of Southern Mississippi	10,820 79.2%	2,361 17.3%	476 3.5%	5,759 42.2%	7,898 57.8%	11,235 82.3%	2,422 17.7%	13,657
<b>TOTAL</b>	<b>37,930 64.2%</b>	<b>18,406 31.2%</b>	<b>2,707 4.6%</b>	<b>26,855 45.5%</b>	<b>32,188 54.5%</b>	<b>46,460 78.7%</b>	<b>12,583 21.3%</b>	<b>59,043</b>

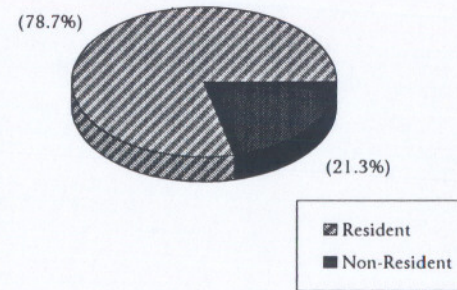
**Ethnicity**



**Gender**



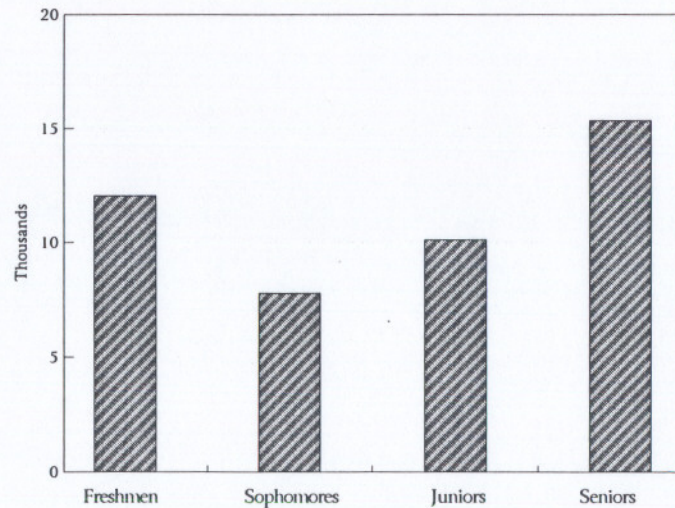
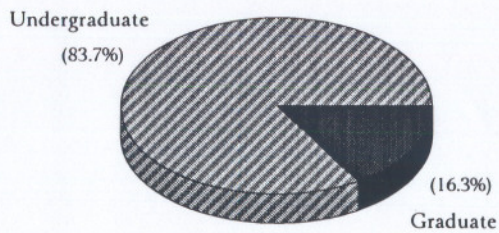
**Residence**



ON - CAMPUS

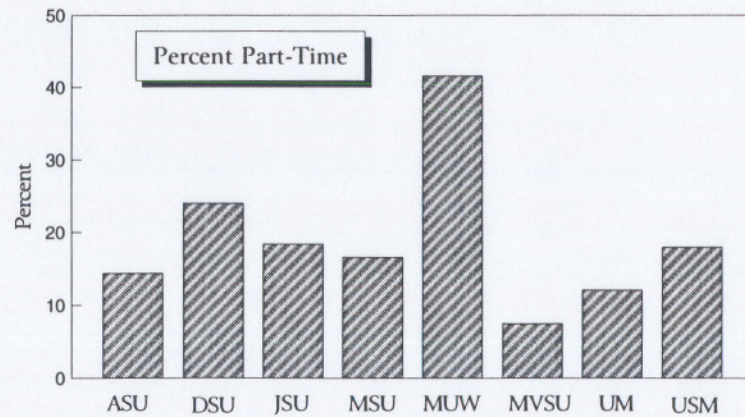

**ON-CAMPUS HEADCOUNT ENROLLMENT  
BY LEVEL  
FALL, 1995-96**

Institution	Freshman	Sophomore	Junior	Senior	Total		Graduate	Total	
					Undergraduate				
Alcorn State University	1,146	562	409	646	2,763	91.1%	270	8.9%	3,033
Delta State University	1,179	462	601	1,034	3,276	84.3%	611	15.7%	3,887
Jackson State University	1,944	1,085	1,006	1,440	5,475	87.0%	818	13.0%	6,293
Mississippi State University	2,430	1,960	2,700	4,025	11,115	81.9%	2,462	18.1%	13,577
Mississippi University for Women	777	409	475	1,026	2,687	93.4%	190	6.6%	2,877
Mississippi Valley State University	755	392	395	597	2,139	99.3%	15	0.7%	2,154
University of Mississippi	2,012	1,432	1,949	2,553	7,946	78.0%	2,235	22.0%	10,181
University of Southern Mississippi	1,797	1,472	2,575	4,024	9,868	81.5%	2,245	18.5%	12,113
<b>TOTAL</b>	<b>12,040</b>	<b>7,774</b>	<b>10,110</b>	<b>15,345</b>	<b>45,269</b>	<b>83.7%</b>	<b>8,846</b>	<b>16.3%</b>	<b>54,115</b>



**ON-CAMPUS HEADCOUNT ENROLLMENT AND FULL-TIME EQUIVALENT ENROLLMENT  
BY LEVEL AND FULL-TIME AND PART-TIME  
FALL, 1995-96**

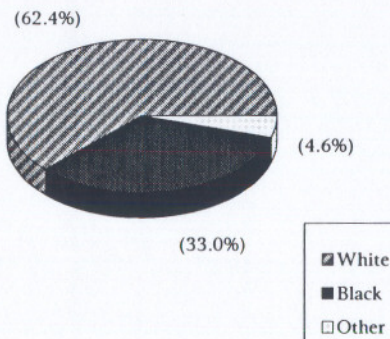
Institution	Headcount				Full-Time Equivalent				FTE Percent Of Headcount
	Full-Time	Part-Time	Total	Percent Part-Time	Lower	Upper	Graduate	Total	
Alcorn State University	2,597	436	3,033	14.4	1,744	1,105	140	2,989	98.6
Delta State University	2,955	932	3,887	24.0	1,428	1,497	302	3,228	83.0
Jackson State University	5,132	1,161	6,293	18.4	2,742	2,242	491	5,475	87.0
Mississippi State University	11,319	2,258	13,577	16.6	4,070	6,027	1,695	11,792	86.9
Mississippi University for Women	1,680	1,197	2,877	41.6	913	1,001	83	1,997	69.4
Mississippi Valley State University	1,992	162	2,154	7.5	1,120	1,015	10	2,145	99.6
University of Mississippi	8,953	1,228	10,181	12.1	3,281	4,228	1,801	9,310	91.4
University of Southern Mississippi	9,931	2,182	12,113	18.0	3,207	6,121	1,596	10,924	90.2
<b>TOTAL</b>	<b>44,559</b>	<b>9,556</b>	<b>54,115</b>	<b>17.7</b>	<b>18,508</b>	<b>23,236</b>	<b>6,117</b>	<b>47,861</b>	<b>88.4</b>



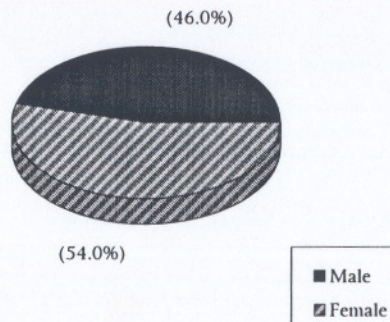
**ON-CAMPUS HEADCOUNT ENROLLMENT  
BY ETHNICITY, BY GENDER, AND BY RESIDENT AND NON-RESIDENT  
FALL, 1995-96**

Institution	White	Black	Other	Male	Female	Resident	Non-Resident	Total
Alcorn State University	180 5.9%	2,836 93.5%	17 0.6%	1,170 38.6%	1,863 61.4%	2,650 87.4%	383 12.6%	3,033
Delta State University	2,845 73.2%	990 25.5%	52 1.3%	1,561 40.2%	2,326 59.8%	3,637 93.6%	250 6.4%	3,887
Jackson State University	167 2.7%	5,914 94.0%	212 3.4%	2,638 41.9%	3,655 58.1%	4,509 71.7%	1,784 28.3%	6,293
Mississippi State University	10,543 77.7%	2,059 15.2%	975 7.2%	7,888 58.1%	5,689 41.9%	10,582 77.9%	2,995 22.1%	13,577
Mississippi University for Women	2,143 74.5%	675 23.5%	59 2.1%	549 19.1%	2,328 80.9%	2,653 92.2%	224 7.8%	2,877
Mississippi Valley State University	18 0.8%	2,132 99.0%	4 0.2%	865 40.2%	1,289 59.8%	1,907 88.5%	247 11.5%	2,154
University of Mississippi	8,407 82.6%	1,043 10.2%	731 7.2%	5,009 49.2%	5,172 50.8%	6,237 61.3%	3,944 38.7%	10,181
University of Southern Mississippi	9,454 78.0%	2,218 18.3%	441 3.6%	5,195 42.9%	6,918 57.1%	9,721 80.3%	2,392 19.7%	12,113
<b>TOTAL</b>	<b>33,757 62.4%</b>	<b>17,867 33.0%</b>	<b>2,491 4.6%</b>	<b>24,875 46.0%</b>	<b>29,240 54.0%</b>	<b>41,896 77.4%</b>	<b>12,219 22.6%</b>	<b>54,115</b>

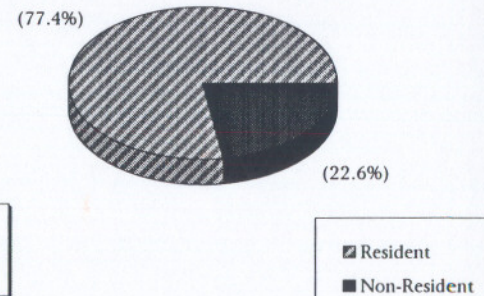
**Ethnicity**



**Gender**

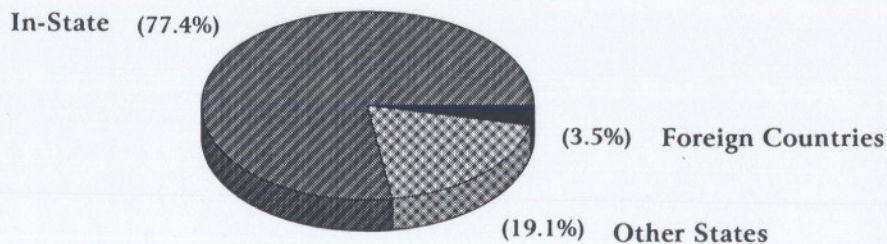


**Residence**



**ON-CAMPUS HEADCOUNT ENROLLMENT  
BY STUDENTS' ORIGIN  
FALL, 1995-96**

<b>Institution</b>	<b>Number of Students from Adjacent Counties</b>	<b>Number of Students from In-State</b>	<b>Number of Students from Other States</b>	<b>Number of Students from Foreign Countries</b>	<b>Total On-Campus Enrollment</b>	<b>Percent of In-State Students to Total On-Campus Enrollment</b>	<b>Percent of In-State Students from Adjacent Counties</b>
Alcorn State University	829	2,650	376	7	3,033	87.4	31.3
Delta State University	2,123	3,637	219	31	3,887	93.6	58.4
Jackson State University	2,855	4,509	1,450	334	6,293	71.7	63.3
Mississippi State University	3,223	10,582	2,303	692	13,577	77.9	30.5
Mississippi University for Women	2,070	2,653	204	20	2,877	92.2	78.0
Mississippi Valley State University	893	1,907	239	8	2,154	88.5	46.8
University of Mississippi	2,104	6,237	3,444	500	10,181	61.3	33.7
University of Southern Mississippi	3,713	9,721	2,100	292	12,113	80.3	38.2
<b>TOTAL</b>	<b>17,810</b>	<b>41,896</b>	<b>10,335</b>	<b>1,884</b>	<b>54,115</b>	<b>77.4</b>	<b>42.5</b>



**ON-CAMPUS HEADCOUNT ENROLLMENT  
BY OUT-OF-STATE STUDENTS' RESIDENCE  
FALL, 1995-96**

	<u>ASU</u>	<u>DSU</u>	<u>JSU</u>	<u>MSU</u>	<u>MUW</u>	<u>MVSU</u>	<u>UM</u>	<u>USM</u>	<u>Total</u>
Total Enrollment	3,033	3,887	6,293	13,577	2,877	2,154	10,181	12,113	54,115
Total Non-Resident	383	250	1,784	2,995	224	247	3,944	2,392	12,219
Non-Resident Percent of Total Enrollment	12.6%	6.4%	28.3%	22.1%	7.8%	11.5%	38.7%	19.7%	22.6%
<b>Non-Residents from SREB States</b>									
Alabama	13	13	86	527	107	17	259	227	1,249
Arkansas	11	46	31	118	4	10	244	33	497
Florida	8	19	37	172	13	11	208	189	657
Georgia	24	7	48	98	8	8	283	66	542
Kentucky	2	0	5	47	1	1	81	12	149
Louisiana	132	30	125	202	25	13	465	1,064	2,056
Maryland	2	1	4	17	0	0	25	16	65
North Carolina	1	3	2	34	1	1	41	20	103
Oklahoma	0	0	13	14	0	0	20	14	61
South Carolina	1	1	7	23	2	0	32	8	74
Tennessee	13	58	92	406	19	38	697	59	1,382
Texas	41	16	48	125	6	8	347	69	660
Virginia	1	0	5	38	1	2	102	22	171
West Virginia	1	0	0	7	0	0	4	3	15
<b>Total SREB States</b>	<b>250</b>	<b>194</b>	<b>503</b>	<b>1,828</b>	<b>187</b>	<b>109</b>	<b>2,808</b>	<b>1,802</b>	<b>7,681</b>
From Other U.S. States	126	25	947	475	17	130	636	298	2,654
From Foreign Countries	7	31	334	692	20	8	500	292	1,884
Foreign Countries Represented (Total represents unique countries)	6	6	33	78	15	1	58	58	121

**ON-CAMPUS HEADCOUNT ENROLLMENT  
BY COUNTIES FOR RESIDENTS OF MISSISSIPPI  
FALL, 1995-96**

<u>County of Residence</u>	<u>ASU</u>	<u>DSU</u>	<u>JSU</u>	<u>MSU</u>	<u>MUW</u>	<u>MVSU</u>	<u>UM</u>	<u>USM</u>	<u>Total</u>
Adams	353	22	48	96	5	1	58	127	710
Alcorn	2	8	4	137	8	0	95	38	292
Amite	38	4	33	27	1	0	15	65	183
Attala	14	12	21	181	10	12	46	31	327
Benton	1	2	0	10	0	2	16	2	33
Bolivar	84	1,070	82	113	12	154	59	42	1,616
Calhoun	3	27	7	66	9	6	73	9	200
Carroll	5	39	13	54	6	22	40	3	182
Chickasaw	4	8	6	137	21	6	37	12	231
Choctaw	2	5	3	112	20	0	32	1	175
Claiborne	195	4	41	25	1	2	8	16	292
Clarke	6	2	9	46	4	5	16	70	158
Clay	5	5	16	260	227	4	21	21	559
Coahoma	38	257	55	67	5	52	130	21	625
Copiah	53	8	66	51	3	3	29	122	335
Covington	21	2	6	38	5	1	11	167	251
DeSoto	0	137	8	142	11	2	231	10	541
Forrest	16	4	31	142	0	1	75	1,899	2,168
Franklin	35	3	4	15	1	0	11	31	100
George	2	2	5	36	4	0	10	72	131
Greene	2	0	1	13	1	1	4	45	67
Grenada	15	137	33	79	6	29	101	14	414
Hancock	4	0	1	40	1	3	23	185	257
Harrison	29	22	63	336	9	11	177	907	1,554
Hinds	193	66	2,143	941	35	35	550	639	4,602



**ON-CAMPUS HEADCOUNT ENROLLMENT  
BY COUNTIES FOR RESIDENTS OF MISSISSIPPI  
FALL 1995-96 (Continued)**

<u>County of Residence</u>	<u>ASU</u>	<u>DSU</u>	<u>JSU</u>	<u>MSU</u>	<u>MUW</u>	<u>MVSU</u>	<u>UM</u>	<u>USM</u>	<u>Total</u>
Holmes	58	30	89	72	7	102	22	22	402
Humphreys	25	40	41	19	4	92	13	9	243
Issaquena	0	9	2	3	0	1	2	0	17
Itawamba	2	5	0	58	14	0	34	9	122
Jackson	48	24	73	312	14	14	135	475	1,095
Jasper	39	4	22	41	2	6	18	111	243
Jefferson	226	2	15	10	0	0	3	15	271
Jefferson Davis	30	1	17	15	2	0	4	99	168
Jones	22	4	24	129	7	1	70	545	802
Kemper	1	2	7	33	15	1	7	10	76
Lafayette	2	20	11	76	4	3	1,234	20	1,370
Lamar	2	2	2	29	1	0	25	562	623
Lauderdale	31	5	59	297	16	16	100	214	738
Lawrence	21	6	18	25	0	4	7	133	214
Leake	13	3	57	76	5	27	18	45	244
Lee	3	20	14	423	32	12	257	56	817
Leflore	65	168	74	88	5	477	65	23	965
Lincoln	45	4	38	75	5	0	29	181	377
Lowndes	19	23	25	628	1,393	22	77	49	2,236
Madison	65	37	214	242	9	35	145	124	871
Marion	39	4	39	41	2	1	17	222	365
Marshall	4	9	16	51	6	5	156	7	254
Monroe	0	14	9	195	217	5	76	17	533
Montgomery	3	23	14	98	5	20	59	5	227
Neshoba	4	5	12	105	15	3	21	32	197
Newton	11	3	17	58	8	19	27	71	214

**ON-CAMPUS HEADCOUNT ENROLLMENT  
BY COUNTIES FOR RESIDENTS OF MISSISSIPPI  
FALL 1995-96 (Continued)**

<u>County of Residence</u>	<u>ASU</u>	<u>DSU</u>	<u>JSU</u>	<u>MSU</u>	<u>MUW</u>	<u>MVSU</u>	<u>UM</u>	<u>USM</u>	<u>Total</u>
Noxubee	7	0	18	113	73	11	9	17	248
Oktibbeha	1	4	19	1,701	160	6	46	28	1,965
Panola	17	44	25	75	3	15	192	8	379
Pearl River	12	3	7	81	6	1	20	339	469
Perry	0	2	2	16	0	1	7	88	116
Pike	93	9	59	70	5	2	55	248	541
Pontotoc	5	6	1	80	5	4	126	5	232
Prentiss	0	5	3	80	11	0	61	11	171
Quitman	13	48	30	29	0	27	36	8	191
Rankin	26	52	147	389	16	3	242	341	1,216
Scott	21	7	34	70	9	5	18	69	233
Sharkey	13	47	19	25	0	38	7	9	158
Simpson	26	6	45	39	4	0	17	142	279
Smith	4	3	6	31	2	1	10	89	146
Stone	4	0	1	27	0	1	12	113	158
Sunflower	33	244	48	63	6	140	40	29	603
Tallahatchie	10	67	17	29	2	31	35	4	195
Tate	4	54	14	45	2	8	90	13	230
Tippah	0	1	1	74	1	0	69	10	156
Tishomingo	0	2	2	64	2	1	43	8	122
Tunica	0	22	16	12	1	15	24	1	91
Union	1	5	0	76	14	0	146	6	248
Walthall	24	2	22	22	1	0	15	92	178
Warren	162	42	119	241	15	4	103	153	839
Washington	127	552	106	181	11	323	103	91	1,494
Wayne	14	3	12	31	1	5	15	105	186

**ON-CAMPUS HEADCOUNT ENROLLMENT  
BY COUNTIES FOR RESIDENTS OF MISSISSIPPI  
FALL 1995-96 (Continued)**

<b>County of Residence</b>	<b>ASU</b>	<b>DSU</b>	<b>JSU</b>	<b>MSU</b>	<b>MUW</b>	<b>MYSU</b>	<b>UM</b>	<b>USM</b>	<b>Total</b>
Webster	0	7	1	174	28	4	30	3	247
Wilkinson	78	1	15	15	1	3	8	37	158
Winston	14	4	26	235	78	8	40	26	431
Yalobusha	12	34	6	43	1	16	87	3	202
Yazoo	31	48	80	88	2	16	42	20	327
<b>TOTAL</b>	<b>2,650</b>	<b>3,637</b>	<b>4,509</b>	<b>10,582</b>	<b>2,653</b>	<b>1,907</b>	<b>6,237</b>	<b>9,721</b>	<b>41,896</b>



**ON-CAMPUS HEADCOUNT ENROLLMENT  
BY PROGRAM CATEGORY  
FALL, 1995-96**

Six Digit CIP Program Category	ASU	DSU	JSU	MSU	MUW	MYSU	UM	USM	Total
Accounting - 520301	111	190	302	493	114	0	485	514	2,209
Administrative Assistant/Secretarial Science, General - 520401	8	0	0	0	0	0	0	0	8
Adult and Continuing Education Administration - 130403	0	0	0	0	0	0	0	10	10
Advertising - 090201	0	0	0	0	0	0	0	59	59
Aerospace, Aeronautical and Astronautical Engineering - 140201	0	0	0	102	0	0	0	0	102
Agricultural Business and Management, General - 010101	35	0	0	17	0	0	0	0	52
Agricultural Business/Agribusiness Operations - 010102	0	0	0	84	0	0	0	0	84
Agricultural Economics - 010103	115	0	0	78	0	0	0	0	193
Agricultural Engineering - 140301	0	0	0	9	0	0	0	0	9
Agricultural Teacher Education (Vocational) - 131301	11	0	0	68	0	0	0	0	79
Agriculture/Agricultural Sciences, General - 020101	39	0	0	46	0	0	0	0	85
Agronomy and Crop Science - 020402	6	0	0	173	0	0	0	0	179
Aircraft Pilot and Navigator (Professional) - 490102	0	78	0	0	0	0	0	0	78
American Studies/Civilization - 050102	0	0	0	0	0	0	0	14	14
Animal Sciences, General - 020201	29	0	0	194	0	0	0	0	223
Anthropology - 450201	0	0	0	30	0	0	40	66	136
Applied Mathematics, General - 270301	0	0	0	12	0	0	0	0	12
Architectural Engineering Technology/Technician - 150101	0	0	0	0	0	0	0	159	159
Architecture - 040201	0	0	0	267	0	0	0	0	267
Area Studies, Other - 050199	0	0	0	0	0	0	61	0	61
Art History, Criticism and Conservation - 500703	0	0	0	0	0	0	27	0	27
Art Teacher Education - 131302	0	0	0	0	8	0	2	7	17
Atmospheric Sciences and Meteorology - 400401	0	0	25	0	0	0	0	0	25
Aviation and Airway Science - 490101	0	22	0	0	0	0	0	0	22
Biochemistry - 260202	0	0	0	50	0	0	0	0	50
Bioengineering and Biomedical Engineering - 140501	0	0	0	117	0	0	0	0	117
Biological Sciences/Life Sciences, Other - 269999	0	0	0	0	0	0	308	0	308
Biological and Physical Sciences - 300101	0	65	0	14	0	0	0	0	79
Biology, General - 260101	391	299	933	560	108	72	553	952	3,868
Broadcast Journalism - 090402	0	0	0	0	31	0	0	0	31
Business Administration and Management, General - 520201	175	155	509	779	226	97	345	433	2,719
Business Marketing and Marketing Management - 521401	0	57	110	489	0	0	235	208	1,099
Business Teacher Education (Vocational) - 131303	5	18	42	55	0	0	0	36	156
Business, General - 520101	0	117	0	0	0	0	755	0	872
Business/Managerial Economics - 520601	0	0	10	21	0	0	51	117	199
Chemical Engineering - 140701	0	0	0	352	0	0	60	0	412
Chemistry, General - 400501	48	60	86	108	10	0	87	151	550
Chemistry, Other - 400599	0	0	0	0	0	0	0	184	184
City/Urban, Community and Regional Planning - 040301	0	0	0	0	0	0	0	12	12

**ON-CAMPUS HEADCOUNT ENROLLMENT  
BY PROGRAM CATEGORY  
FALL, 1995-96 (Continued)**

<u>Six Digit CIP Program Category</u>	<u>ASU</u>	<u>DSU</u>	<u>ISU</u>	<u>MSU</u>	<u>MUW</u>	<u>MVSU</u>	<u>UM</u>	<u>USM</u>	<u>Total</u>
Civil Engineering, General - 140801	0	0	0	273	0	0	67	0	340
Classics and Classical Languages and Literatures - 161201	0	0	0	0	0	0	8	0	8
Clothing/Apparel and Textile Studies - 190901	0	0	0	0	14	0	0	39	53
Communications, General - 090101	0	0	0	262	0	0	0	71	333
Communications, Other - 099999	0	0	0	2	0	0	40	61	103
Computer Engineering - 140901	0	0	0	258	0	0	0	0	258
Computer Engineering Technology/Technician - 150301	0	0	0	0	0	0	0	116	116
Computer and Information Sciences, General - 110101	0	0	415	231	0	55	111	258	1,070
Computer and Information Sciences, Other - 119999	132	0	0	0	0	0	0	23	155
Counseling Psychology - 420601	0	0	0	0	0	0	0	77	77
Counselor Education Counseling and Guidance Services - 131101	0	82	95	132	0	0	0	52	361
Court Reporter - 520405	0	0	0	0	0	0	69	0	69
Criminal Justice Studies - 430104	65	102	310	0	0	50	0	356	883
Criminal Justice/Law Enforcement Administration - 430103	0	0	0	0	0	0	189	0	189
Curriculum and Instruction - 130301	0	0	0	0	0	0	70	59	129
Dairy Science - 020206	0	0	0	7	0	0	0	0	7
Dance - 500301	0	0	0	0	0	0	0	23	23
Dietetics/Human Nutritional Services - 190503	0	0	0	0	0	0	0	106	106
Drama/Theater Arts, General - 500501	0	0	0	0	0	0	88	82	170
Economics, General - 450601	6	0	0	9	0	0	5	0	20
Education Administration and Supervision, General - 130401	0	37	63	41	0	0	50	49	240
Education of the Deaf and Hearing Impaired - 131003	0	0	0	0	0	0	0	36	36
Education of the Gifted and Talented - 131004	0	0	0	0	28	0	0	0	28
Education, General - 130101	0	32	0	253	0	0	90	173	548
Education, Other - 139999	0	0	0	0	0	0	0	2	2
Educational Psychology - 130802	60	0	0	199	0	0	68	0	327
Electrical, Electronic and Communications Eng. Tech./Technician - 150303	0	0	0	0	0	0	0	127	127
Electrical, Electronics and Communication Engineering - 141001	0	0	0	459	0	0	82	0	541
Elementary Teacher Education - 131202	191	324	414	497	231	114	327	508	2,606
Engineering Mechanics - 141101	0	0	0	3	0	0	0	0	3
Engineering Science - 141301	0	0	0	0	0	0	181	0	181
Engineering, General - 140101	0	0	0	51	0	0	53	0	104
Engineering-Related Technology/Technician, General - 151101	0	0	0	0	0	0	0	17	17
English Language and Literature, General - 230101	38	67	141	140	51	18	512	373	1,340
English Teacher Education - 131305	0	32	0	0	0	0	0	0	32
Entomology - 260702	0	0	0	17	0	0	0	0	17
Environmental Science/Studies - 030102	0	0	42	0	0	0	0	0	42
Exercise Sciences/Physiology and Movement Studies - 310505	0	0	0	0	0	0	146	0	146
Family Life and Relations Studies - 190704	0	0	0	0	0	0	0	87	87
Family/Consumer Resource Management, Other - 190499	0	0	0	0	0	0	0	38	38
Fashion Merchandising - 080102	0	16	0	0	0	0	0	0	16
Finance, General - 520801	0	47	86	156	0	0	219	162	670
Fine Arts and Art Studies, Other - 500799	0	0	0	6	0	0	0	0	6

**ON-CAMPUS HEADCOUNT ENROLLMENT  
BY PROGRAM CATEGORY  
FALL, 1995-96 (Continued)**

Six Digit CIP Program Category	ASU	DSU	ISU	MSU	MUW	MYSU	UM	USM	Total
Fishing and Fisheries Sciences and Management - 030301	0	0	0	8	0	0	0	0	8
Food Sciences and Technology - 020301	0	0	0	80	0	0	0	0	80
Food Systems Administration - 190505	0	0	0	0	0	0	0	8	8
Foods and Nutrition Studies, General - 190501	13	0	0	0	0	0	0	3	16
Foreign Languages Teacher Education - 131306	0	2	0	0	0	0	0	60	62
Foreign Languages and Literatures, General - 160101	0	0	0	45	0	0	0	46	91
Forensic Technology/Technician - 430106	0	0	0	0	0	0	7	0	7
Forest Harvesting and Production Technology/Technician - 030401	0	0	0	35	0	0	0	0	35
Forestry, General - 030501	0	0	0	397	0	0	0	0	397
French Language and Literature - 160901	0	3	0	0	0	0	21	0	24
Genetics, Plant and Animal - 260613	0	0	0	7	0	0	0	0	7
Geography - 450701	0	0	0	0	0	0	0	44	44
Geological Engineering - 141501	0	0	0	0	0	0	34	0	34
Geology - 400601	0	0	0	306	0	0	7	46	359
German Language and Literature - 160501	0	0	0	0	0	0	11	0	11
Health Professions and Related Sciences, Other - 519999	31	0	0	0	0	0	0	0	31
Health System/Health Services Administration - 510701	0	0	0	0	0	0	6	0	6
Health and Medical Laboratory Technol./Technicians, Oth. - 511099	0	0	0	8	0	0	0	0	8
Health and Physical Education, General - 310501	0	0	0	0	81	0	0	191	272
Health and Physical Education/Fitness, Other - 310599	0	0	0	0	0	0	13	0	13
Higher Education Administration - 130406	0	0	0	0	0	0	32	0	32
History, General - 450801	26	26	46	160	26	0	231	266	781
Home Economics Teacher Education (Vocational) - 131308	6	0	0	0	2	0	0	0	8
Home Economics, General - 190101	7	31	0	242	0	0	132	8	420
Horticulture Science - 020403	0	0	0	68	0	0	0	0	68
Hotel/Motel and Restaurant Management - 520902	0	0	0	0	0	0	0	108	108
Human Resources Management - 521001	0	0	0	0	0	0	0	93	93
Individual and Family Development Studies, General - 190701	0	0	0	0	106	0	0	0	106
Industrial Production Technologies/Technicians, Other - 150699	0	0	0	20	0	0	0	0	20
Industrial/Manufacturing Engineering - 141701	0	0	0	188	0	0	0	0	188
Industrial/Manufacturing Technology/Technician - 150603	56	0	257	141	0	37	0	29	520
Institutional Food Workers and Administrators, General - 200401	1	0	0	0	0	0	0	0	1
Insurance and Risk Management - 520805	0	36	0	15	0	0	22	0	73
Interior Architecture - 040501	0	0	0	0	0	0	49	49	98
Journalism - 090401	0	0	0	0	25	0	256	111	392
Landscape Architecture - 040601	0	0	0	132	0	0	0	0	132
Landscaping Operations and Management - 010605	0	0	0	57	0	0	0	0	57
Law (LL.B., J.D.) - 220101	0	0	0	0	0	0	460	0	460
Liberal Arts and Sciences/Liberal Studies - 240101	0	0	0	843	0	0	0	0	843
Library Science/Librarianship - 250101	0	0	0	0	0	0	0	91	91
Linguistics - 160102	0	0	0	0	0	0	3	0	3
Management Info. Systems & Business Data Processing, Gen.I - 521201	0	139	0	163	0	0	70	96	468
Mass Communications - 090403	63	0	246	0	0	0	0	0	309

**ON-CAMPUS HEADCOUNT ENROLLMENT  
BY PROGRAM CATEGORY  
FALL, 1995-96 (Continued)**

Six Digit CIP Program Category	ASU	DSU	JSU	MSU	MUW	MVSU	UM	USM	Total
Mathematical Statistics - 270501	0	0	0	9	0	0	0	0	9
Mathematics - 270101	28	52	134	189	50	1	83	133	670
Mathematics Teacher Education - 131311	7	37	24	0	0	0	0	0	68
Mechanical Engineering - 141901	0	0	0	438	0	0	65	0	503
Mechanical Engineering/Mechanical Technology/Technician - 150805	0	0	0	0	0	0	0	50	50
Medical Pharmacology and Pharmaceutical Sciences - 512003	0	0	0	0	0	0	13	0	13
Medical Records Administration - 510706	3	0	0	0	0	0	0	0	3
Medical Technology - 511005	40	17	0	67	0	0	7	161	292
Medicinal/Pharmaceutical Chemistry - 400505	0	0	0	0	0	0	11	0	11
Microbiology/Bacteriology - 260501	0	0	0	108	47	0	0	0	155
Molecular Biology - 260402	0	0	0	4	0	0	0	0	4
Multi/Interdisciplinary Studies, Other - 309999	0	0	0	32	0	0	0	31	63
Music - General Performance - 500903	15	2	11	0	0	0	0	25	53
Music Teacher Education - 131312	28	57	99	58	14	18	0	134	408
Music, General - 500901	0	14	0	0	27	0	134	167	342
Nursing (R.N. Training) - 511601	203	222	0	0	476	0	0	632	1,533
Nursing Administration (Post-R.N.) - 511602	0	0	0	0	0	0	0	112	112
Nursing, Other - 511699	0	33	0	0	0	0	0	0	33
Nursing, Psychiatric/Mental Health (Post-R.N.) - 511610	0	0	0	0	0	0	0	1	1
Nutritional Sciences - 260609	0	0	0	26	0	0	0	20	46
Oceanography - 400702	0	0	0	0	0	0	0	29	29
Office Supervision and Management - 520204	0	29	44	0	0	9	0	0	82
Paralegal/Legal Assistant - 220103	0	0	0	0	89	0	0	104	193
Parks, Recreation and Leisure Facilities Management - 310301	0	0	0	0	0	0	6	0	6
Parks, Recreation and Leisure Studies - 310101	12	0	0	0	0	0	83	82	177
Pharmacology, Human and Animal - 260705	0	0	0	0	0	0	6	0	6
Pharmacy (B. Pharm., Pharm.D.) - 512001	0	0	0	0	0	0	409	0	409
Philosophy - 380101	0	0	0	18	0	0	21	25	64
Physical Education Teaching and Coaching - 131314	40	139	115	314	0	42	1	454	1,105
Physical Sciences, General - 400101	0	0	0	0	8	0	0	0	8
Physical Therapy - 512308	98	0	0	0	0	0	0	0	98
Physics, General - 400801	0	0	17	35	0	0	43	22	117
Physiology, Human and Animal - 260706	0	0	0	14	0	0	0	0	14
Plant Pathology - 260305	0	0	0	5	0	0	0	0	5
Plant Protection (Pest Management) - 020408	0	0	0	48	0	0	0	0	48
Political Science, General - 451001	49	16	168	203	0	12	290	180	918
Poultry Science - 020209	0	0	0	94	0	0	0	0	94
Pre-Elementary/Early Childhood/Kindergarten Teacher Ed. - 131204	6	0	32	0	0	0	0	0	38
Psychology, General - 420101	0	106	217	303	13	0	393	562	1,594
Public Administration - 440401	0	0	89	52	0	0	51	0	192
Public Health, General - 512201	0	0	0	0	0	0	0	84	84
Public Relations and Organizational Communications - 090501	0	0	0	0	0	7	0	18	25
Radio and Television Broadcasting - 090701	0	0	0	0	0	0	54	174	228



**ON-CAMPUS HEADCOUNT ENROLLMENT  
BY PROGRAM CATEGORY  
FALL, 1995-96 (Continued)**

Six Digit CIP Program Category	ASU	DSU	JSU	MSU	MUW	MVSU	UM	USM	Total
Reading Teacher Education - 131315	0	0	0	0	0	0	0	1	1
Real Estate - 521501	0	0	0	39	0	0	35	3	77
Science Teacher Education, General - 131316	0	0	4	0	0	0	0	33	37
Secondary Teacher Education - 131205	114	0	13	320	0	7	15	0	469
Social Science Teacher Education - 131317	0	59	46	0	0	0	0	0	105
Social Sciences, General - 450101	0	34	0	0	24	0	0	0	58
Social Work - 440701	0	100	197	68	0	28	137	275	805
Sociology - 451101	106	0	103	175	0	10	52	1	447
Spanish Language and Literature - 160905	0	2	1	0	1	0	38	0	42
Special Education, General - 131001	16	69	74	80	4	0	35	188	466
Speech and Rhetorical Studies - 231001	0	0	92	0	0	4	0	0	96
Speech-Language Pathology - 510203	0	0	0	0	77	0	0	0	77
Speech-Language Pathology and Audiology - 510204	0	57	0	0	0	0	172	241	470
Taxation - 521601	0	0	0	4	0	0	0	0	4
Teacher Ed., Specific Academic & Vocational Programs, Other - 131399	0	29	0	50	0	0	0	0	79
Technical Teacher Education (Vocational) - 131319	3	0	0	49	0	0	0	0	52
Technology Teacher Education/Industrial Arts Teacher Ed. - 131309	108	0	11	0	0	0	0	42	161
Travel-Tourism Management - 520903	0	0	0	8	0	0	0	0	8
Urban Affairs/Studies - 451201	0	0	23	0	0	0	0	0	23
Veterinary Clinical Sciences (M.S., Ph.D.) - 512501	0	0	0	24	0	0	0	0	24
Veterinary Medicine (D.V.M.) - 512401	0	0	0	191	0	0	0	0	191
Visual and Performing Arts - 500101	0	138	45	165	72	12	122	127	681
Vocational Rehabilitation Counseling - 512310	0	0	29	0	0	0	0	0	29
Water Quality & Wastewater Treatment Technology/Technician - 150506	0	0	0	0	0	10	0	0	10
Wildlife and Wildlands Management - 030601	0	0	0	30	0	0	0	0	30
Wood Science and Pulp/Paper Technology - 030509	0	0	0	12	0	0	0	0	12
Unclassified - 000000	489	638	573	316	914	1,551	1,167	936	6,584
<b>TOTAL</b>	<b>3,033</b>	<b>3,887</b>	<b>6,293</b>	<b>13,577</b>	<b>2,877</b>	<b>2,154</b>	<b>10,181</b>	<b>12,113</b>	<b>54,115</b>

**ON-CAMPUS GRADUATE HEADCOUNT ENROLLMENT  
BY ACADEMIC PROGRAM LEVELS AND BY FULL-TIME AND PART-TIME  
FALL, 1995-96**

Institution	Master's Program			Specialist Program			Doctoral Program			First Professional			Unclassified			Total All Programs
	Full Time	Part Time	Total	Full Time	Part Time	Total	Full Time	Part Time	Total	Full Time	Part Time	Total	Full Time	Part Time	Total	
ASU	71	199	270	0	0	0	0	0	0	0	0	0	0	0	0	270
DSU	190	383	573	0	5	5	8	25	33	0	0	0	0	0	0	611
JSU	304	358	662	2	28	30	56	70	126	0	0	0	0	0	0	818
MSU	847	398	1,245	9	40	49	442	288	730	190	1	191	33	214	247	2,462
MUW	46	144	190	0	0	0	0	0	0	0	0	0	0	0	0	190
MVSU	5	10	15	0	0	0	0	0	0	0	0	0	0	0	0	15
UM	726	236	962	4	9	13	398	194	592	456	5	461	68	139	207	2,235
USM	872	608	1,480	4	28	32	327	199	526	0	0	0	25	182	207	2,245
<b>TOTAL</b>	<b>3,061</b>	<b>2,336</b>	<b>5,397</b>	<b>19</b>	<b>110</b>	<b>129</b>	<b>1,231</b>	<b>776</b>	<b>2,007</b>	<b>646</b>	<b>6</b>	<b>652</b>	<b>126</b>	<b>535</b>	<b>661</b>	<b>8,846</b>

**ON-CAMPUS GRADUATE HEADCOUNT ENROLLMENT  
BY PROGRAM CATEGORY  
FALL, 1995-96**

Six Digit CIP Program Category	ASU	DSU	JSU	MSU	MUW	MVSU	UM	USM	Total
Accounting - 520301	1	28	18	32	0	0	68	29	176
Administrative Assistant/Secretarial Science, General - 520401	1	0	0	0	0	0	0	0	1
Adult and Continuing Education Administration - 130403	0	0	0	0	0	0	0	10	10
Aerospace, Aeronautical and Astronautical Engineering - 140201	0	0	0	33	0	0	0	0	33
Agricultural Business and Management, General - 010101	0	0	0	17	0	0	0	0	17
Agricultural Economics - 010103	0	0	0	23	0	0	0	0	23
Agricultural Engineering - 140301	0	0	0	9	0	0	0	0	9
Agricultural Teacher Education (Vocational) - 131301	0	0	0	17	0	0	0	0	17
Agriculture/Agricultural Sciences, General - 020101	22	0	0	0	0	0	0	0	22
Agronomy and Crop Science - 020402	0	0	0	44	0	0	0	0	44
Anthropology - 450201	0	0	0	0	0	0	13	20	33
Applied Mathematics, General - 270301	0	0	0	12	0	0	0	0	12
Architecture - 040201	0	0	0	1	0	0	0	0	1
Area Studies, Other - 050199	0	0	0	0	0	0	38	0	38
Art History, Criticism and Conservation - 500703	0	0	0	0	0	0	9	0	9
Art Teacher Education - 131302	0	0	0	0	0	0	2	7	9
Biochemistry - 260202	0	0	0	5	0	0	0	0	5
Biological and Physical Sciences - 300101	0	32	0	0	0	0	0	0	32
Biology, General - 260101	8	0	28	50	1	0	47	63	197
Business Administration and Management, General - 520201	0	77	48	127	0	0	200	80	532
Business Teacher Education (Vocational) - 131303	0	0	6	0	0	0	0	6	12
Business/Managerial Economics - 520601	0	0	0	0	0	0	23	11	34
Chemical Engineering - 140701	0	0	0	25	0	0	0	0	25
Chemistry, General - 400501	0	0	10	61	0	0	41	35	147
Chemistry, Other - 400599	0	0	0	0	0	0	0	70	70
Civil Engineering, General - 140801	0	0	0	16	0	0	0	0	16
Classics and Classical Languages and Literatures - 161201	0	0	0	0	0	0	2	0	2
Communications, General - 090101	0	0	0	0	0	0	0	59	59
Computer Engineering - 140901	0	0	0	21	0	0	0	0	21
Computer and Information Sciences, General - 110101	0	0	78	53	0	0	0	25	156
Computer and Information Sciences, Other - 119999	0	0	0	0	0	0	0	23	23
Counseling Psychology - 420601	0	0	0	0	0	0	0	77	77
Counselor Education Counseling and Guidance Services - 131101	0	82	93	132	0	0	0	52	359
Criminal Justice Studies - 430104	0	0	13	0	0	0	0	25	38
Curriculum and Instruction - 130301	0	0	0	0	0	0	70	59	129
Drama/Theater Arts, General - 500501	0	0	0	0	0	0	24	22	46
Education Administration and Supervision, General - 130401	0	35	61	41	0	0	50	49	236
Education of the Gifted and Talented - 131004	0	0	0	0	23	0	0	0	23
Education, General - 130101	0	32	0	253	0	0	90	173	548

**ON-CAMPUS GRADUATE HEADCOUNT ENROLLMENT  
BY PROGRAM CATEGORY  
FALL, 1995-96 (Continued)**

Six Digit CIP Program Category	ASU	DSU	JSU	MSU	MUW	MVSU	UM	USM	Total
Education, Other - 139999	0	0	0	0	0	0	0	2	2
Educational Psychology - 130802	0	0	0	36	0	0	68	0	104
Electrical, Electronics and Communication Engineering - 141001	0	0	0	64	0	0	0	0	64
Elementary Teacher Education - 131202	22	22	41	26	0	6	0	0	117
Engineering Mechanics - 141101	0	0	0	3	0	0	0	0	3
Engineering Science - 141301	0	0	0	0	0	0	181	0	181
Engineering, General - 140101	0	0	0	51	0	0	0	0	51
Engineering-Related Technology/Technician, General - 151101	0	0	0	0	0	0	0	17	17
English Language and Literature, General - 230101	0	0	20	46	0	0	130	98	294
English Teacher Education - 131305	0	10	0	0	0	0	0	0	10
Entomology - 260702	0	0	0	16	0	0	0	0	16
Environmental Science/Studies - 030102	0	0	42	0	0	0	0	0	42
Exercise Sciences/Physiology and Movement Studies - 310505	0	0	0	0	0	0	25	0	25
Family/Consumer Resource Management, Other - 190499	0	0	0	0	0	0	0	36	36
Fine Arts and Art Studies, Other - 500799	0	0	0	6	0	0	0	0	6
Food Sciences and Technology - 020301	0	0	0	49	0	0	0	0	49
Food Systems Administration - 190505	0	0	0	0	0	0	0	8	8
Foods and Nutrition Studies, General - 190501	0	0	0	0	0	0	0	3	3
Foreign Languages Teacher Education - 131306	0	0	0	0	0	0	0	60	60
Foreign Languages and Literatures, General - 160101	0	0	0	13	0	0	0	0	13
Forest Harvesting and Production Technology/Technician - 030401	0	0	0	35	0	0	0	0	35
Forestry, General - 030501	0	0	0	27	0	0	0	0	27
French Language and Literature - 160901	0	0	0	0	0	0	7	0	7
Genetics, Plant and Animal - 260613	0	0	0	7	0	0	0	0	7
Geography - 450701	0	0	0	0	0	0	0	19	19
Geology - 400601	0	0	0	37	0	0	0	19	56
German Language and Literature - 160501	0	0	0	0	0	0	3	0	3
Health System/Health Services Administration - 510701	0	0	0	0	0	0	6	0	6
Health and Physical Education, General - 310501	0	0	0	0	1	0	0	0	1
Health and Physical Education/Fitness, Other - 310599	0	0	0	0	0	0	13	0	13
Higher Education Administration - 130406	0	0	0	0	0	0	32	0	32
History, General - 450801	0	0	7	63	0	0	63	55	188
Horticulture Science - 020403	0	0	0	29	0	0	0	0	29
Industrial/Manufacturing Engineering - 141701	0	0	0	20	0	0	0	0	20
Industrial/Manufacturing Technology/Technician - 150603	1	0	0	0	0	0	0	0	1
Journalism - 090401	0	0	0	0	0	0	33	0	33
Law (LL.B., J.D.) - 220101	0	0	0	0	0	0	460	0	460
Library Science/Librarianship - 250101	0	0	0	0	0	0	0	61	61
Management Information Systems & Bus. Data Processing, Gen. - 521201	0	0	0	19	0	0	0	0	19
Mass Communications - 090403	0	0	19	0	0	0	0	0	19
Mathematical Statistics - 270501	0	0	0	9	0	0	0	0	9
Mathematics - 270101	0	0	4	8	0	0	24	9	45

**ON-CAMPUS GRADUATE HEADCOUNT ENROLLMENT  
BY PROGRAM CATEGORY  
FALL, 1995-96 (Continued)**

Six Digit CIP Program Category	ASU	DSU	ISU	MSU	MUW	MYSU	UM	USM	Total
Mathematics Teacher Education - 131311	0	3	5	0	0	0	0	0	8
Mechanical Engineering - 141901	0	0	0	26	0	0	0	0	26
Medical Pharmacology and Pharmaceutical Sciences - 512003	0	0	0	0	0	0	13	0	13
Medical Technology - 511005	0	0	0	0	0	0	0	8	8
Medicina/Pharmaceutical Chemistry - 400505	0	0	0	0	0	0	11	0	11
Molecular Biology - 260402	0	0	0	4	0	0	0	0	4
Multi/Interdisciplinary Studies, Other - 309999	0	0	0	20	0	0	0	0	20
Music - General Performance - 500903	0	0	0	0	0	0	0	25	25
Music Teacher Education - 131312	0	6	4	1	0	0	0	10	21
Music, General - 500901	0	0	0	0	0	0	28	15	43
Nursing (R.N. Training) - 511601	0	1	0	0	41	0	0	0	42
Nursing Administration (Post-R.N.) - 511602	0	0	0	0	0	0	0	112	112
Nursing, Other - 511699	0	33	0	0	0	0	0	0	33
Nursing, Psychiatric/Mental Health (Post-R.N.) - 511610	0	0	0	0	0	0	0	1	1
Nutritional Sciences - 260609	0	0	0	26	0	0	0	20	46
Oceanography - 400702	0	0	0	0	0	0	0	29	29
Parks, Recreation and Leisure Facilities Management - 310301	0	0	0	0	0	0	6	0	6
Parks, Recreation and Leisure Studies - 310101	0	0	0	0	0	0	0	5	5
Pharmacology, Human and Animal - 260705	0	0	0	0	0	0	6	0	6
Pharmacy (B. Pharm., Pharm.D.) - 512001	0	0	0	0	0	0	26	0	26
Philosophy - 380101	0	0	0	0	0	0	9	9	18
Physical Education Teaching and Coaching - 131314	0	19	14	50	0	1	0	76	160
Physics, General - 400801	0	0	0	6	0	0	25	7	38
Physiology, Human and Animal - 260706	0	0	0	14	0	0	0	0	14
Plant Pathology - 260305	0	0	0	5	0	0	0	0	5
Plant Protection (Pest Management) - 020408	0	0	0	14	0	0	0	0	14
Political Science, General - 451001	0	0	7	16	0	0	29	18	70
Poultry Science - 020209	0	0	0	12	0	0	0	0	12
Pre-Elementary/Early Childhood/Kindergarten Teacher Education - 131204	0	0	32	0	0	0	0	0	32
Psychology, General - 420101	0	0	0	37	0	0	61	96	194
Public Administration - 440401	0	0	89	52	0	0	0	0	141
Public Health, General - 512201	0	0	0	0	0	0	0	45	45
Public Relations and Organizational Communications - 090501	0	0	0	0	0	0	0	18	18
Reading Teacher Education - 131315	0	0	0	0	0	0	0	1	1
Science Teacher Education, General - 131316	0	0	4	0	0	0	0	33	37
Secondary Teacher Education - 131205	114	0	11	20	0	0	15	0	160
Social Science Teacher Education - 131317	0	18	0	0	0	0	0	0	18
Social Work - 440701	0	0	20	0	0	0	0	113	133
Sociology - 451101	0	0	46	55	0	0	14	0	115
Spanish Language and Literature - 160905	0	0	0	0	0	0	14	0	14
Special Education, General - 131001	0	14	17	15	0	0	0	53	99
Speech-Language Pathology - 510203	0	0	0	0	19	0	0	0	19

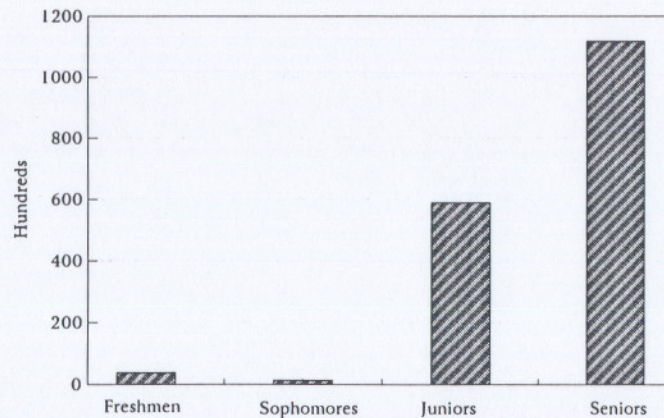
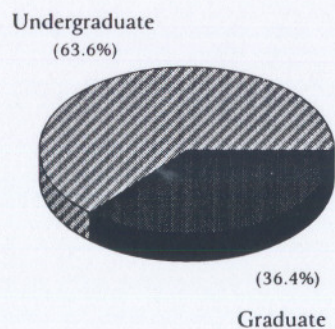
**ON-CAMPUS GRADUATE HEADCOUNT ENROLLMENT  
BY PROGRAM CATEGORY  
FALL, 1995-96 (Continued)**

<b>Six Digit CIP Program Category</b>	<b>ASU</b>	<b>DSU</b>	<b>JSU</b>	<b>MSU</b>	<b>MUW</b>	<b>MVSU</b>	<b>UM</b>	<b>USM</b>	<b>Total</b>
Speech-Language Pathology and Audiology - 510204	0	1	0	0	0	0	45	48	94
Taxation - 521601	0	0	0	4	0	0	0	0	4
Teacher Education, Specific Academic & Voc. Programs, Other - 131399	0	6	0	0	0	0	0	0	6
Technical Teacher Education (Vocational) - 131319	0	0	0	42	0	0	0	0	42
Technology Teacher Education/Industrial Arts Teacher Education - 131309	0	0	9	0	0	0	0	11	20
Veterinary Clinical Sciences (M.S., Ph.D.) - 512501	0	0	0	24	0	0	0	0	24
Veterinary Medicine (D.V.M.) - 512401	0	0	0	191	0	0	0	0	191
Visual and Performing Arts - 500101	0	0	0	0	0	0	14	0	14
Vocational Rehabilitation Counseling - 512310	0	0	29	0	0	0	0	0	29
Wildlife and Wildlands Management - 030601	0	0	0	30	0	0	0	0	30
Wood Science and Pulp/Paper Technology - 030509	0	0	0	12	0	0	0	0	12
Unclassified - 000000	101	192	43	250	105	8	197	210	1,106
<b>TOTAL</b>	<b>270</b>	<b>611</b>	<b>818</b>	<b>2,462</b>	<b>190</b>	<b>15</b>	<b>2,235</b>	<b>2,245</b>	<b>8,846</b>

OFF - CAMPUS

**OFF-CAMPUS HEADCOUNT ENROLLMENT  
BY LEVEL  
FALL, 1995-96**

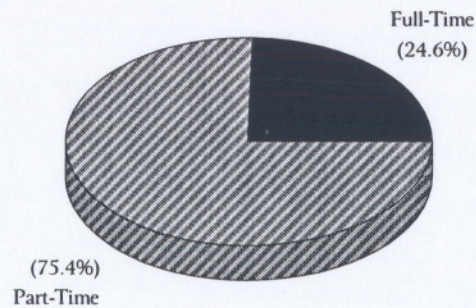
Institution	Freshman	Sophomore	Junior	Senior	Total				
					Undergraduate	Graduate	Total		
DSU - Greenville	12	1	1	34	48	61.5%	30	38.5%	78
MSU - Meridian	18	12	150	256	436	65.0%	235	35.0%	671
MSU - Vicksburg Engineering	0	0	0	1	1	1.4%	72	98.6%	73
MSU - Stennis Center	0	0	0	0	0	0.0%	23	100.0%	23
UM - Jackson	0	0	0	0	0	0.0%	32	100.0%	32
UM - Tupelo	8	0	52	74	134	50.2%	133	49.8%	267
UM - Yellow Creek	0	0	0	0	0	0.0%	7	100.0%	7
UM - Southaven	0	0	32	37	69	86.3%	11	13.8%	80
USM - Gulf Coast	0	0	355	716	1,071	69.9%	462	30.1%	1,533
<b>TOTAL</b>	<b>38</b>	<b>13</b>	<b>590</b>	<b>1,118</b>	<b>1,759</b>	<b>63.6%</b>	<b>1,005</b>	<b>36.4%</b>	<b>2,764</b>





**OFF-CAMPUS HEADCOUNT ENROLLMENT AND FULL-TIME EQUIVALENT ENROLLMENT  
BY LEVEL AND FULL-TIME AND PART-TIME  
FALL, 1995-96**

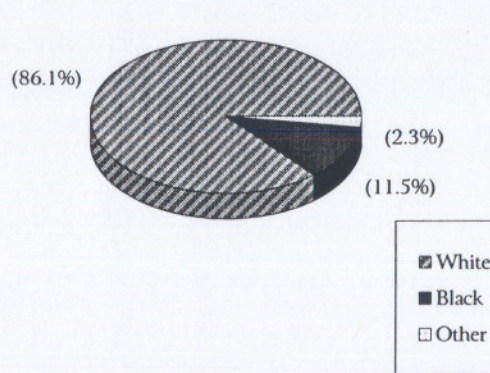
Institution	Headcount				Full-Time Equivalent				FTE Percent Of Headcount
	Full-Time	Part-Time	Total	Percent Part-Time	Lower	Upper	Graduate	Total	
DSU - Greenville	28	50	78	64.1	5	24	14	44	55.8
MSU - Meridian	229	442	671	65.9	10	255	95	360	53.6
MSU - Vicksburg Engineering	0	73	73	100.0	0	0	19	19	26.6
MSU - Stennis Center	0	23	23	100.0	0	0	6	6	27.5
UM - Jackson	0	32	32	100.0	0	0	12	12	36.2
UM - Tupelo	7	260	267	97.4	3	35	43	80	30.1
UM - Yellow Creek	0	7	7	100.0	0	0	2	2	25.0
UM - Southaven	0	80	80	100.0	0	19	4	22	27.9
USM - Gulf Coast	416	1,117	1,533	72.9	0	593	168	762	49.7
<b>TOTAL</b>	<b>680</b>	<b>2,084</b>	<b>2,764</b>	<b>75.4</b>	<b>18</b>	<b>926</b>	<b>362</b>	<b>1,307</b>	<b>47.3</b>



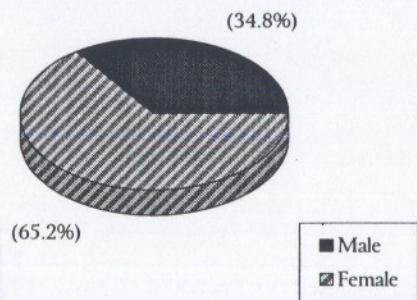
## OFF-CAMPUS HEADCOUNT ENROLLMENT BY ETHNICITY, BY GENDER, AND BY RESIDENT AND NON-RESIDENT FALL, 1995-96

Institution	White	Black	Other	Male	Female	Resident	Non-Resident	Total
DSU - Greenville	51 65.4%	26 33.3%	1 1.3%	19 24.4%	59 75.6%	76 97.4%	2 2.6%	78
MSU - Meridian	535 79.7%	110 16.4%	26 3.9%	194 28.9%	477 71.1%	652 97.2%	19 2.8%	671
MSU - Vicksburg Engineering	65 89.0%	8 11.0%	0 0.0%	58 79.5%	15 20.5%	73 100.0%	0 0.0%	73
MSU - Stennis Center	21 91.3%	1 4.3%	1 4.3%	16 69.6%	7 30.4%	9 39.1%	14 60.9%	23
UM - Jackson	30 93.8%	2 6.3%	0 0.0%	9 28.1%	23 71.9%	29 90.6%	3 9.4%	32
UM - Tupelo	238 89.1%	28 10.5%	1 0.4%	77 28.8%	190 71.2%	267 100.0%	0 0.0%	267
UM - Yellow Creek	7 100.0%	0 0.0%	0 0.0%	0 0.0%	7 100.0%	7 100.0%	0 0.0%	7
UM - Southaven	79 98.8%	1 1.3%	0 0.0%	28 35.0%	52 65.0%	80 100.0%	0 0.0%	80
USM - Gulf Coast	1,355 88.4%	143 9.3%	35 2.3%	560 36.5%	973 63.5%	1,503 98.0%	30 2.0%	1,533
<b>TOTAL</b>	<b>2,381 86.1%</b>	<b>319 11.5%</b>	<b>64 2.3%</b>	<b>961 34.8%</b>	<b>1,803 65.2%</b>	<b>2,696 97.5%</b>	<b>68 2.5%</b>	<b>2,764</b>

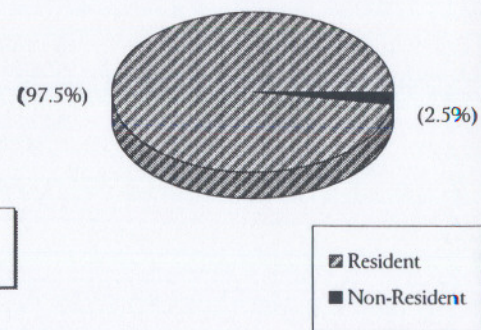
**Ethnicity**



**Gender**



**Residence**



**OFF-CAMPUS HEADCOUNT ENROLLMENT  
BY PROGRAM CATEGORY  
FALL, 1995-96**

Six Digit CIP Program Category	DSU Greenville	MSU Meridian	MSU Yicksburg	MSU Stennis	UM Jackson	UM Tupelo	UM Yellow Creek	UM Southaven	USM Gulf Coast	Total
Accounting - 520301	3	1	0	0	0	13	0	13	125	155
Adult and Continuing Education Administration - 130403	0	0	0	0	0	0	0	0	8	8
Advertising - 090201	0	0	0	0	0	0	0	0	1	1
Aerospace, Aeronautical and Astronautical Engineering - 140201	0	0	0	1	0	0	0	0	0	1
American Studies/Civilization - 050102	0	0	0	0	0	0	0	0	5	5
Architectural Engineering Technology/Technician - 150101	0	0	0	0	0	0	0	0	1	1
Biological and Physical Sciences - 300101	1	0	0	0	0	0	0	0	0	1
Biology, General - 260101	1	3	0	0	0	0	0	0	10	14
Business Administration and Management, General - 520201	12	192	0	1	0	15	0	2	185	407
Business Marketing and Marketing Management - 521401	2	4	0	0	0	9	0	1	4	20
Business Teacher Education (Vocational) - 131303	0	0	0	0	0	0	0	0	6	6
Business, General - 520101	3	0	0	0	0	40	0	22	0	65
Business/Managerial Economics - 520601	0	0	0	0	0	0	0	0	1	1
Chemical Engineering - 140701	0	0	2	0	0	0	0	0	0	2
Civil Engineering, General - 140801	0	0	20	1	0	0	0	0	0	21
Communications, General - 090101	0	0	0	0	0	0	0	0	5	5
Communications, Other - 099999	0	0	0	0	0	0	0	0	1	1
Computer Engineering - 140901	0	1	0	1	0	0	0	0	0	2
Computer Engineering Technology/Technician - 150301	0	0	0	0	0	0	0	0	4	4
Computer and Information Sciences, General - 110101	0	0	5	0	0	0	0	0	108	113
Computer and Information Sciences, Other - 119999	0	0	0	0	0	0	0	0	2	2
Counselor Education Counseling and Guidance Services - 131101	5	47	0	0	0	2	0	0	33	87
Criminal Justice Studies - 430104	0	0	0	0	0	0	0	0	43	43
Curriculum and Instruction - 130301	0	0	0	0	0	5	1	0	58	64
Education Administration and Supervision, General - 130401	3	11	0	0	0	36	0	1	16	67
Education, General - 130101	1	16	0	0	32	5	0	3	23	80
Education, Other - 139999	0	0	0	0	0	0	0	0	4	4
Educational Psychology - 130802	0	3	0	0	0	23	0	0	0	26
Electrical, Electronic and Communications Eng. Tech./Technician - 150303	0	0	0	0	0	0	0	0	27	27
Electrical, Electronics and Communication Engineering - 141001	0	1	2	3	0	0	0	0	0	6
Elementary Teacher Education - 131202	25	132	0	0	0	65	6	7	159	394
Engineering Mechanics - 141101	0	0	4	0	0	0	0	0	0	4
Engineering Science - 141301	0	0	0	0	0	1	0	0	0	1
Engineering, General - 140101	0	0	2	0	0	0	0	0	0	2
Engineering-Related Technology/Technician, General - 151101	0	0	0	0	0	0	0	0	7	7
English Language and Literature, General - 230101	0	4	0	0	0	5	0	2	37	48
English Teacher Education - 131305	1	0	0	0	0	0	0	0	0	1
Exercise Sciences/Physiology and Movement Studies - 310505	0	0	0	0	0	1	0	0	0	1
Family Life and Relations Studies - 190704	0	0	0	0	0	0	0	0	1	1
Finance, General - 520801	0	0	0	0	0	2	0	2	2	6
Foreign Languages Teacher Education - 131306	0	0	0	0	0	0	0	0	1	1
Foreign Languages and Literatures, General - 160101	0	0	0	0	0	0	0	0	2	2
Forest Harvesting and Production Technology/Technician - 030401	0	0	1	0	0	0	0	0	0	1

OFF-CAMPUS HEADCOUNT ENROLLMENT  
 BY PROGRAM CATEGORY  
 FALL, 1995-96 (Continued)

Six Digit CIP Program Category	DSU Greenville	MSU Meridian	MSU Yicksburg	MSU Stennis	UM Jackson	UM Tupelo	UM Yellow Creek	UM Southaven	USM Gulf Coast	Total
Geography - 450701	0	0	0	0	0	0	0	0	1	1
Geology - 400601	0	0	1	0	0	0	0	0	0	1
History, General - 450801	0	0	0	0	0	1	0	0	34	35
Horticulture Science - 020403	0	1	0	0	0	0	0	0	0	1
Hotel/Motel and Restaurant Management - 520902	0	0	0	0	0	0	0	0	4	4
Industrial/Manufacturing Engineering - 141701	0	1	3	2	0	0	0	0	0	6
Industrial/Manufacturing Technology/Technician - 150603	0	0	0	0	0	0	0	0	1	1
Journalism - 090401	0	0	0	0	0	0	0	0	1	1
Liberal Arts and Sciences/Liberal Studies - 240101	0	27	0	0	0	0	0	0	0	27
Library Science/Librarianship - 250101	0	0	0	0	0	0	0	0	11	11
Management Information Systems & Bus. Data Processing, Gen. - 521201	0	2	0	0	0	0	0	0	21	23
Mathematics - 270101	0	0	0	0	0	10	0	0	26	36
Mathematics Teacher Education - 131311	1	0	0	0	0	0	0	0	0	1
Mechanical Engineering - 141901	0	2	0	4	0	0	0	0	0	6
Medical Technology - 511005	0	1	0	0	0	0	0	0	2	3
Molecular Biology - 260402	0	0	0	1	0	0	0	0	0	1
Multi/Interdisciplinary Studies, Other - 309999	0	0	1	0	0	0	0	0	1	2
Music Teacher Education - 131312	0	0	0	0	0	0	0	0	1	1
Nursing (R.N. Training) - 511601	5	0	0	0	0	0	0	0	25	30
Nursing Administration (Post-R.N.) - 511602	0	0	0	0	0	0	0	0	2	2
Nursing, Other - 511699	3	0	0	0	0	0	0	0	0	3
Paralegal/Legal Assistant - 220103	0	0	0	0	0	8	0	0	39	47
Physical Education Teaching and Coaching - 131314	0	1	0	0	0	2	0	0	1	4
Physics, General - 400801	0	0	0	0	0	0	0	0	1	1
Political Science, General - 451001	0	0	0	0	0	1	0	0	17	18
Psychology, General - 420101	1	2	0	0	0	0	0	0	110	113
Public Relations and Organizational Communications - 090501	0	0	0	0	0	0	0	0	8	8
Radio and Television Broadcasting - 090701	0	0	0	0	0	0	0	0	1	1
Real Estate - 521501	0	0	0	0	0	0	0	1	0	1
Science Teacher Education, General - 131316	0	0	0	0	0	0	0	0	3	3
Secondary Teacher Education - 131205	0	33	0	0	0	0	0	0	0	33
Social Work - 440701	0	43	0	0	0	0	0	0	3	46
Sociology - 451101	0	2	0	0	0	0	0	1	1	4
Special Education, General - 131001	0	23	0	0	0	23	0	25	72	143
Speech-Language Pathology and Audiology - 510204	0	0	0	0	0	0	0	0	1	1
Teacher Education, Specific Academic & Voc. Programs, Other - 131399	4	0	0	0	0	0	0	0	0	4
Technical Teacher Education (Vocational) - 131319	0	1	0	0	0	0	0	0	0	1
Technology Teacher Education/Industrial Arts Teacher Education - 131309	0	0	0	0	0	0	0	0	64	64
Unclassified - 000000	7	117	32	9	0	0	0	0	203	368
<b>TOTAL</b>	<b>78</b>	<b>671</b>	<b>73</b>	<b>23</b>	<b>32</b>	<b>267</b>	<b>7</b>	<b>80</b>	<b>1,533</b>	<b>2,764</b>

**OFF-CAMPUS GRADUATE HEADCOUNT ENROLLMENT  
BY ACADEMIC PROGRAM LEVELS AND BY FULL-TIME AND PART-TIME  
FALL, 1995-96**

Institution	Master's Program			Specialist Program			Doctoral Program			Unclassified			Total All Programs
	Full Time	Part Time	Total	Full Time	Part Time	Total	Full Time	Part Time	Total	Full Time	Part Time	Total	
DSU - Greenville	8	21	29	0	0	0	0	1	1	0	0	0	30
MSU - Meridian	24	94	118	1	12	13	0	3	3	12	89	101	235
MSU - Stennis Center	0	11	11	0	0	0	0	3	3	0	9	9	23
MSU - Vicksburg Engineering	0	36	36	0	0	0	0	4	4	0	32	32	72
UM - Jackson	0	0	0	0	0	0	0	32	32	0	0	0	32
UM - Southaven	0	6	6	0	0	0	0	3	3	0	2	2	11
UM - Tupelo	1	73	74	0	0	0	0	6	6	3	50	53	133
UM - Yellow Creek	0	6	6	0	0	0	0	0	0	0	1	1	7
USM - Gulf Coast	26	295	321	1	14	15	0	12	12	2	112	114	462
<b>TOTAL</b>	<b>59</b>	<b>542</b>	<b>601</b>	<b>2</b>	<b>26</b>	<b>28</b>	<b>0</b>	<b>64</b>	<b>64</b>	<b>17</b>	<b>295</b>	<b>312</b>	<b>1,005</b>

**OFF-CAMPUS GRADUATE HEADCOUNT ENROLLMENT  
BY PROGRAM CATEGORY  
FALL, 1995-96**

Six Digit CIP Program Category	DSU Greenville	MSU Meridian	MSU Yicksburg	MSU Stennis	UM Jackson	UM Tupelo	UM Yellow Creek	UM Southaven	USM Gulf Coast	Total
Accounting - 520301	0	0	0	0	0	1	0	0	10	11
Adult and Continuing Education Administration - 130403	0	0	0	0	0	0	0	0	8	8
Aerospace, Aeronautical and Astronautical Engineering - 140201	0	0	0	1	0	0	0	0	0	1
Biological and Physical Sciences - 300101	1	0	0	0	0	0	0	0	0	1
Biology, General - 260101	0	0	0	0	0	0	0	0	1	1
Business Administration and Management, General - 520201	2	20	0	1	0	11	0	1	46	81
Business Teacher Education (Vocational) - 131303	0	0	0	0	0	0	0	0	3	3
Chemical Engineering - 140701	0	0	2	0	0	0	0	0	0	2
Civil Engineering, General - 140801	0	0	19	1	0	0	0	0	0	20
Communications, General - 090101	0	0	0	0	0	0	0	0	5	5
Computer Engineering - 140901	0	0	0	1	0	0	0	0	0	1
Computer and Information Sciences, General - 110101	0	0	5	0	0	0	0	0	25	30
Computer and Information Sciences, Other - 119999	0	0	0	0	0	0	0	0	2	2
Counselor Education Counseling and Guidance Services - 131101	5	47	0	0	0	2	0	0	33	87
Criminal Justice Studies - 430104	0	0	0	0	0	0	0	0	11	11
Curriculum and Instruction - 130301	0	0	0	0	0	5	1	0	58	64
Education Administration and Supervision, General - 130401	3	11	0	0	0	36	0	1	16	67
Education, General - 130101	1	16	0	0	32	5	0	3	23	80
Education, Other - 139999	0	0	0	0	0	0	0	0	4	4
Educational Psychology - 130802	0	0	0	0	0	23	0	0	0	23
Electrical, Electronics and Communication Engineering - 141001	0	1	2	3	0	0	0	0	0	6
Elementary Teacher Education - 131202	5	18	0	0	0	33	6	3	0	65
Engineering Mechanics - 141101	0	0	4	0	0	0	0	0	0	4
Engineering, General - 140101	0	0	2	0	0	0	0	0	0	2
Engineering-Related Technology/Technician, General - 151101	0	0	0	0	0	0	0	0	7	7
English Language and Literature, General - 230101	0	1	0	0	0	0	0	0	7	8
English Teacher Education - 131305	1	0	0	0	0	0	0	0	0	1
Foreign Languages Teacher Education - 131306	0	0	0	0	0	0	0	0	1	1
Forest Harvesting and Production Technology/Technician - 030401	0	0	1	0	0	0	0	0	0	1
Geography - 450701	0	0	0	0	0	0	0	0	1	1
Geology - 400601	0	0	1	0	0	0	0	0	0	1
History, General - 450801	0	0	0	0	0	1	0	0	4	5
Industrial/Manufacturing Engineering - 141701	0	1	3	2	0	0	0	0	0	6
Library Science/Librarianship - 250101	0	0	0	0	0	0	0	0	9	9
Mathematics - 270101	0	0	0	0	0	10	0	0	0	10
Mathematics Teacher Education - 131311	1	0	0	0	0	0	0	0	0	1
Mechanical Engineering - 141901	0	1	0	4	0	0	0	0	0	5
Molecular Biology - 260402	0	0	0	1	0	0	0	0	0	1
Multi/Interdisciplinary Studies, Other - 309999	0	0	1	0	0	0	0	0	0	1
Music Teacher Education - 131312	0	0	0	0	0	0	0	0	1	1
Nursing Administration (Post-R.N.) - 511602	0	0	0	0	0	0	0	0	2	2
Nursing, Other - 511699	3	0	0	0	0	0	0	0	0	3

OFF-CAMPUS GRADUATE HEADCOUNT ENROLLMENT  
 BY PROGRAM CATEGORY  
 FALL, 1995-96 (Continued)

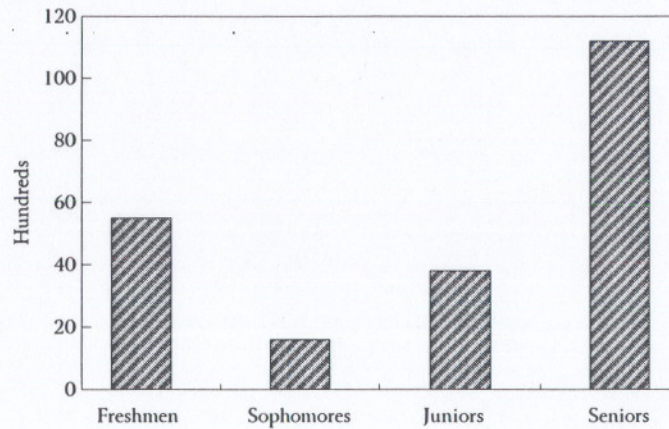
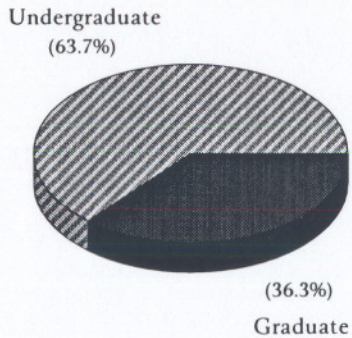
Six Digit CIP Program Category	DSU Greenville	MSU Meridian	MSU Vicksburg	MSU Stennis	UM Jackson	UM Tupelo	UM Yellow Creek	UM Southaven	USM Gulf Coast	Total
Physical Education Teaching and Coaching - 131314	0	0	0	0	0	2	0	0	0	2
Physics, General - 400801	0	0	0	0	0	0	0	0	1	1
Political Science, General - 451001	0	0	0	0	0	0	0	0	4	4
Public Relations and Organizational Communications - 090501	0	0	0	0	0	0	0	0	8	8
Science Teacher Education, General - 131316	0	0	0	0	0	0	0	0	3	3
Secondary Teacher Education - 131205	0	9	0	0	0	0	0	0	0	9
Social Work - 440701	0	0	0	0	0	0	0	0	1	1
Special Education, General - 131001	0	8	0	0	0	4	0	3	34	49
Speech-Language Pathology and Audiology - 510204	0	0	0	0	0	0	0	0	1	1
Teacher Education, Specific Academic & Voc. Programs, Other - 131399	4	0	0	0	0	0	0	0	0	4
Technical Teacher Education (Vocational) - 131319	0	1	0	0	0	0	0	0	0	1
Technology Teacher Education/Industrial Arts Teacher Education - 131309	0	0	0	0	0	0	0	0	18	18
Unclassified - 000000	4	101	32	9	0	0	0	0	115	261
<b>TOTAL</b>	<b>30</b>	<b>235</b>	<b>72</b>	<b>23</b>	<b>32</b>	<b>133</b>	<b>7</b>	<b>11</b>	<b>462</b>	<b>1,005</b>

# OTHER LOCATIONS



**OTHER LOCATION HEADCOUNT ENROLLMENT  
BY LEVEL  
FALL, 1995-96**

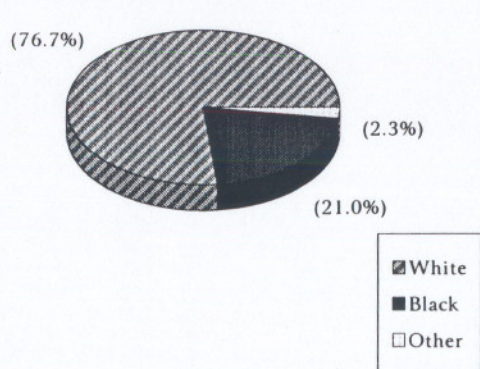
Institution	Freshman	Sophomore	Junior	Senior	Total		Graduate	Total	
					Undergraduate				
DSU - Other Locations	6	1	3	7	17	40.5%	25	59.5%	42
JSU - Other Locations	14	0	1	1	16	80.0%	4	20.0%	20
MSU - Other Locations	3	4	6	2	15	62.5%	9	37.5%	24
MUW - Other Locations	32	11	28	102	173	94.0%	11	6.0%	184
UM - Other Locations	0	0	0	0	0	0.0%	66	100.0%	66
USM - Other Locations	0	0	0	0	0	0.0%	11	100.0%	11
<b>TOTAL</b>	<b>55</b>	<b>16</b>	<b>38</b>	<b>112</b>	<b>221</b>	<b>63.7%</b>	<b>126</b>	<b>36.3%</b>	<b>347</b>



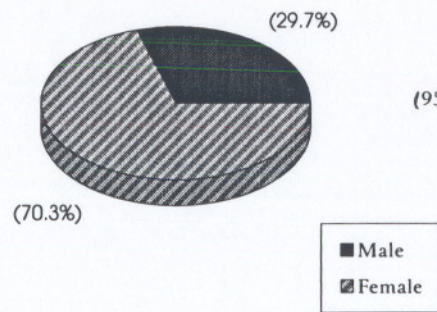
## OTHER LOCATION HEADCOUNT ENROLLMENT BY ETHNICITY, BY GENDER, AND BY RESIDENT AND NON-RESIDENT FALL, 1995-96

Institution	White	Black	Other	Male	Female	Resident	Non-Resident	Total
DSU - Other Locations	26 61.9%	15 35.7%	1 2.4%	12 28.6%	30 71.4%	39 92.9%	3 7.1%	42
JSU - Other Locations	2 10.0%	18 90.0%	0 0.0%	2 10.0%	18 90.0%	19 95.0%	1 5.0%	20
MSU - Other Locations	23 95.8%	1 4.2%	0 0.0%	8 33.3%	16 66.7%	16 66.7%	8 33.3%	24
MUW - Other Locations	151 82.1%	30 16.3%	3 1.6%	41 22.3%	143 77.7%	181 98.4%	3 1.6%	184
UM - Other Locations	53 80.3%	9 13.6%	4 6.1%	36 54.5%	30 45.5%	64 97.0%	2 3.0%	66
USM - Other Locations	11 100.0%	0 0.0%	0 0.0%	4 36.4%	7 63.6%	11 100.0%	0 0.0%	11
<b>TOTAL</b>	<b>266 76.7%</b>	<b>73 21.0%</b>	<b>8 2.3%</b>	<b>103 29.7%</b>	<b>244 70.3%</b>	<b>330 95.1%</b>	<b>17 4.9%</b>	<b>347</b>


**Ethnicity**



**Gender**



**Residence**



**OTHER LOCATION HEADCOUNT ENROLLMENT  
BY PROGRAM CATEGORY  
FALL, 1995-96**

<u>Six Digit CIP Program Category</u>	<u>DSU</u>	<u>JSU</u>	<u>MSU</u>	<u>MUW</u>	<u>UM</u>	<u>USM</u>	<u>Total</u>
Accounting - 520301	0	0	2	18	0	0	20
Art Teacher Education - 131302	0	0	0	1	0	0	1
Biological and Physical Sciences - 300101	1	0	0	0	0	0	1
Biology, General - 260101	0	1	0	0	0	0	1
Broadcast Journalism - 090402	0	0	0	1	0	0	1
Business Administration and Management, General - 520201	1	0	1	43	0	0	45
Business Teacher Education (Vocational) - 131303	0	0	0	0	0	1	1
Counselor Education Counseling and Guidance Services - 131101	0	4	6	0	0	0	10
Curriculum and Instruction - 130301	0	0	0	0	0	2	2
Education Administration and Supervision, General - 130401	9	0	0	0	0	1	10
Education of the Gifted and Talented - 131004	0	0	0	2	0	0	2
Education, General - 130101	0	0	0	0	23	0	23
Elementary Teacher Education - 131202	5	0	0	12	0	0	17
English Language and Literature, General - 230101	1	0	0	2	0	0	3
English Teacher Education - 131305	1	0	0	0	0	0	1
Health and Physical Education, General - 310501	0	0	0	3	0	0	3
History, General - 450801	0	0	0	1	0	0	1
Individual and Family Development Studies, General - 190701	0	0	0	4	0	0	4
Journalism - 090401	0	0	0	3	0	0	3
Liberal Arts and Sciences/Liberal Studies - 240101	0	0	8	0	0	0	8
Management Information Systems & Bus. Data Processing, Gen. - 521201	1	0	0	0	0	0	1
Mathematics - 270101	0	0	0	2	0	0	2
Microbiology/Bacteriology - 260501	0	0	0	1	0	0	1
Nursing (R.N. Training) - 511601	12	0	0	49	0	0	61
Nursing, Other - 511699	3	0	0	0	0	0	3
Paralegal/Legal Assistant - 220103	0	0	0	2	0	0	2
Science Teacher Education, General - 131316	0	0	0	0	0	3	3
Secondary Teacher Education - 131205	0	0	0	0	43	0	43
Social Sciences, General - 450101	0	0	0	2	0	0	2
Social Work - 440701	0	0	1	0	0	0	1
Special Education, General - 131001	0	0	0	0	0	3	3
Teacher Education, Specific Academic & Voc. Programs, Other - 131399	0	0	2	0	0	0	2
Technology Teacher Education/Industrial Arts Teacher Education - 131309	0	0	0	0	0	1	1
Visual and Performing Arts - 500101	0	0	0	1	0	0	1
Unclassified - 000000	8	15	4	37	0	0	64
<b>TOTAL</b>	<b>42</b>	<b>20</b>	<b>24</b>	<b>184</b>	<b>66</b>	<b>11</b>	<b>347</b>

**UNIVERSITY OF MISSISSIPPI  
MEDICAL CENTER**

**UNIVERSITY OF MISSISSIPPI MEDICAL CENTER  
ON-CAMPUS HEADCOUNT ENROLLMENT  
BY PROGRAM CATEGORY AND BY LEVEL  
FALL, 1995-96**

	<u>Total</u>	<u>Men</u>	<u>Women</u>	<u>White</u>	<u>Black</u>	<u>Other</u>	<u>Full Time</u>	<u>Part Time</u>	<u>Resident</u>	<u>Non- Resident</u>
<b>Anatomy - 260601</b>										
Master's	1	0	1	1	0	0	1	0	1	0
Doctoral	11	5	6	2	0	9	4	7	2	9
Nondegree-Post Baccalaureate	1	1	0	0	0	1	0	1	0	1
<b>Total</b>	<b>13</b>	<b>6</b>	<b>7</b>	<b>3</b>	<b>0</b>	<b>10</b>	<b>5</b>	<b>8</b>	<b>3</b>	<b>10</b>
<b>Basic Medical Sciences, Other - 511399</b>										
Senior	11	6	5	10	1	0	0	11	11	0
<b>Total</b>	<b>11</b>	<b>6</b>	<b>5</b>	<b>10</b>	<b>1</b>	<b>0</b>	<b>0</b>	<b>11</b>	<b>11</b>	<b>0</b>
<b>Biochemistry - 260202</b>										
Master's	1	1	0	1	0	0	0	1	1	0
Doctoral	17	10	7	8	0	9	2	15	6	11
Nondegree-Post Baccalaureate	2	2	0	2	0	0	0	2	2	0
<b>Total</b>	<b>20</b>	<b>13</b>	<b>7</b>	<b>11</b>	<b>0</b>	<b>9</b>	<b>2</b>	<b>18</b>	<b>9</b>	<b>11</b>
<b>Clinical Psychology - 420201</b>										
Intern	13	7	6	13	0	0	13	0	0	13
<b>Total</b>	<b>13</b>	<b>7</b>	<b>6</b>	<b>13</b>	<b>0</b>	<b>0</b>	<b>13</b>	<b>0</b>	<b>0</b>	<b>13</b>
<b>Cytotechnologist - 511002</b>										
Freshman	1	0	1	1	0	0	0	1	1	0
Junior	17	5	12	14	3	0	16	1	17	0
<b>Total</b>	<b>18</b>	<b>5</b>	<b>13</b>	<b>15</b>	<b>3</b>	<b>0</b>	<b>16</b>	<b>2</b>	<b>18</b>	<b>0</b>
<b>Dental Hygienist - 510602</b>										
Junior	37	0	37	31	6	0	37	0	36	1
<b>Total</b>	<b>37</b>	<b>0</b>	<b>37</b>	<b>31</b>	<b>6</b>	<b>0</b>	<b>37</b>	<b>0</b>	<b>36</b>	<b>1</b>

UNIVERSITY OF MISSISSIPPI MEDICAL CENTER  
 HEADCOUNT ENROLLMENT  
 BY PROGRAM CATEGORY AND BY LEVEL  
 FALL, 1994-95 (Continued)

	Total	Men	Women	White	Black	Other	Full Time	Part Time	Resident	Non- Resident
Dentistry (D.D.S., D.M.D.) - 510401										
1st Year	28	18	10	26	2	0	28	0	28	0
2nd Year	33	23	10	28	4	1	33	0	33	0
3rd Year	28	21	7	27	1	0	28	0	28	0
4th Year	31	24	7	27	3	1	31	0	31	0
Total	120	86	34	108	10	2	120	0	120	0
Emergency Medical Technology/Technician - 510904										
Freshman	60	49	11	58	2	0	60	0	60	0
Total	60	49	11	58	2	0	60	0	60	0
Medical Radiologic Technology/Technician - 510907										
Freshman	20	6	14	19	1	0	0	20	20	0
Sophomore	17	9	8	17	0	0	17	0	17	0
Total	37	15	22	36	1	0	17	20	37	0
Medical Records Administration - 510706										
Junior	19	1	18	14	5	0	19	0	19	0
Senior	18	0	18	16	2	0	18	0	18	0
Total	37	1	36	30	7	0	37	0	37	0
Medical Technology - 511005										
Junior	20	3	17	16	4	0	20	0	20	0
Senior	16	3	13	11	5	0	15	1	15	1
Total	36	6	30	27	9	0	35	1	35	1
Medicine (M.D.) - 511201										
Nondegree-Post Baccalaureate	1	0	1	1	0	0	0	1	1	0
1st Year	105	69	36	84	15	6	105	0	105	0
2nd Year	100	70	30	80	15	5	100	0	100	0
3rd Year	90	65	25	79	6	5	89	1	90	0
4th Year	88	59	29	74	6	8	88	0	88	0
Intern	17	14	3	12	0	5	17	0	8	9
Resident	394	302	92	313	21	60	394	0	207	187
Total	795	579	216	643	63	89	793	2	599	196

UNIVERSITY OF MISSISSIPPI MEDICAL CENTER  
 HEADCOUNT ENROLLMENT  
 BY PROGRAM CATEGORY AND BY LEVEL  
 FALL, 1994-95 (Continued)

	Total	Men	Women	White	Black	Other	Full Time	Part Time	Resident	Non-Resident
Microbiology/Bacteriology - 260501										
Master's	2	0	2	1	1	0	0	2	2	0
Doctoral	23	15	8	16	0	7	4	19	8	15
Total	25	15	10	17	1	7	4	21	10	15
Nuclear Medical Technology/Technician - 510905										
Sophomore	6	5	1	4	1	1	5	1	5	1
Total	6	5	1	4	1	1	5	1	5	1
Nursing (R.N. Training) - 511601										
Junior	97	14	83	91	6	0	96	1	97	0
Senior	102	17	85	93	8	1	100	2	102	0
Master's	1	1	0	1	0	0	1	0	1	0
Nondegree-Post Baccalaureate	49	6	43	39	10	0	17	32	45	4
Total	249	38	211	224	24	1	214	35	245	4
Nursing, Maternal/Child Health (Post-R.N.) - 511606										
Master's	3	1	2	3	0	0	0	3	2	1
Total	3	1	2	3	0	0	0	3	2	1
Nursing, Surgical (Post-R.N.) - 511612										
Master's	84	5	79	74	10	0	22	62	82	2
Doctoral	2	0	2	1	1	0	0	2	2	0
Nondegree-Post Baccalaureate	3	0	3	3	0	0	0	3	3	0
Total	89	5	84	78	11	0	22	67	87	2
Occupational Therapy - 512306										
Junior	27	4	23	27	0	0	27	0	27	0
Senior	25	1	24	25	0	0	25	0	25	0
Total	52	5	47	52	0	0	52	0	52	0
Pathology, Human and Animal - 260704										
Doctoral	2	1	1	2	0	0	0	2	2	0
Total	2	1	1	2	0	0	0	2	2	0

UNIVERSITY OF MISSISSIPPI MEDICAL CENTER  
 HEADCOUNT ENROLLMENT  
 BY PROGRAM CATEGORY AND BY LEVEL  
 FALL, 1994-95 (Continued)

	Total	Men	Women	White	Black	Other	Full Time	Part Time	Resident	Non- Resident
Pharmacology, Human and Animal - 260705										
Doctoral	25	12	13	6	0	19	8	17	5	20
Total	25	12	13	6	0	19	8	17	5	20
Physical Therapy - 512308										
Junior	77	34	43	71	5	1	77	0	77	0
Senior	65	21	44	63	1	1	64	1	65	0
Total	142	55	87	134	6	2	141	1	142	0
Physiology, Human and Animal - 260706										
Doctoral	6	2	4	3	0	3	2	4	3	3
Resident	2	0	2	2	0	0	2	0	1	1
Total	8	2	6	5	0	3	4	4	4	4
Preventive Medicine Residency - 512954										
Doctoral	1	0	1	1	0	0	0	1	1	0
Nondegree-Post Baccalaureate	5	1	4	4	0	1	0	5	5	0
Total	6	1	5	5	0	1	0	6	6	0
Toxicology - 260612										
Nondegree-Post Baccalaureate	2	1	1	1	1	0	0	2	2	0
Total	2	1	1	1	1	0	0	2	2	0
Unclassified - 000000										
Nondegree-Post Baccalaureate	11	2	9	10	1	0	0	11	11	0
Total	11	2	9	10	1	0	0	11	11	0
<b>Grand Total</b>	<b>1,817</b>	<b>916</b>	<b>901</b>	<b>1,526</b>	<b>147</b>	<b>144</b>	<b>1,585</b>	<b>232</b>	<b>1,538</b>	<b>279</b>



