

# Fall 1997 Enrollment Fact Book

Published by:

Board of Trustees of State Institutions of Higher Learning  
Office of Research and Planning  
3825 Ridgewood Road  
Jackson, Mississippi 39211  
(601) 982-6296  
<http://www.ihl.state.ms.us/research>

Dr. Thomas D. Layzell  
Commissioner of Higher Education



# Board of Trustees

Members with terms expiring  
May 7, 2000

**Ms. Nan McGahey Baker**, Winona  
*Northern Supreme Court District*

**Mr. J. Marlin Ivey**, Kosciusko  
*Fourth Congressional District*

**Mr. James W. Luvene**, Holly Springs  
*Second Congressional District*

**Dr. Cassie Pennington**, Indianola  
*Third Congressional District*

Members with terms expiring  
May 7, 2004

**Mr. William S. Crawford**, Meridian  
*Fifth Congressional District*

**Ms. Ricki R. Garrett**, Clinton  
*Seventh Congressional District*

**Mr. J. P. "Jake" Mills**, Tupelo  
*First Congressional District*

**Mr. Carl Nicholson, Jr.**, Hattiesburg  
*State-at-Large*

Members with terms expiring  
May 7, 2008

**Mr. Thomas W. Colbert**, Jackson  
*State-at-Large*

**Mr. James Roy Klumb**, Gulfport  
*Sixth Congressional District*

**Dr. D. E. Magee, Jr.**, Jackson  
*Central Supreme Court District*

**Ms. Virginia Shanteau Newton**, Gulfport  
*Southern Supreme Court District*

# Institutions

**Alcorn State University  
(ASU)**

Dr. Clinton Bristow, Jr., President  
*Lorman*

**Delta State University  
(DSU)**

Dr. Kent Wyatt, President  
*Cleveland*

**Jackson State University  
(JSU)**

Dr. James E. Lyons, Sr., President  
*Jackson*

**Mississippi State University  
(MSU)**

Dr. Malcolm Portera, President  
*Starkville*

**Mississippi University for  
Women (MUW)**

Dr. Clyda Stokes Rent, President  
*Columbus*

**Mississippi Valley State  
University (MVSU)**

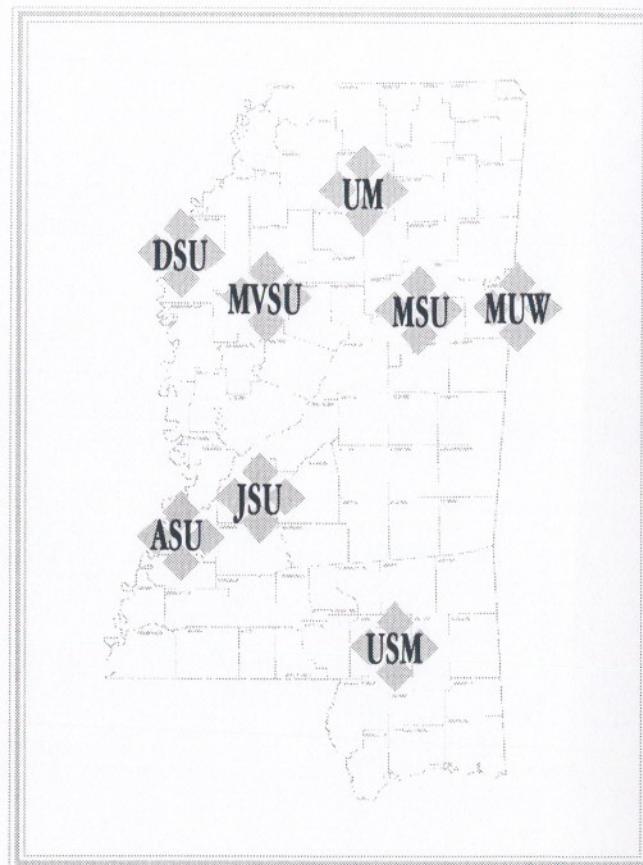
Dr. William W. Sutton, President  
*Itta Bena*

**University of  
Mississippi (UM)**

Dr. Robert C. Khayat, Chancellor  
*Oxford*

**University of Southern  
Mississippi (USM)**

Dr. Horace Fleming, Jr., President  
*Hattiesburg*



# Table of Contents

## Total Headcount Enrollment

On-Campus and Off-Campus Headcount Enrollment, by Level .....	1
On-Campus and Off-Campus Headcount Enrollment, by Ethnicity, by Gender, and by Residence .....	2
On-Campus and Off-Campus Headcount Enrollment and Full-Time Equivalent (FTE) Enrollment, by Level and by Full-Time and Part-Time .....	3

## On-Campus

Headcount Enrollment, by Level .....	4
Headcount Enrollment, by Ethnicity, by Gender, and by Residence .....	5
Headcount Enrollment and Full-Time Equivalent (FTE) Enrollment, by Level and by Full-Time and Part-Time .....	6
Distribution of Enhanced ACT Composite Scores, by Frequency of Standard, First-Time Entering Freshmen .....	7
Headcount Enrollment, by Students' Origin .....	8
Headcount Enrollment, by Out-of-State Students' Residence .....	9
Headcount Enrollment, by Counties for Residents of Mississippi .....	10
Location of Students, by Counties for Residents of Mississippi (Map) .....	14
Headcount Enrollment, by Program Category .....	15
Graduate Headcount Enrollment, by Academic Program Levels and by Full-Time and Part-Time .....	20
Graduate Headcount Enrollment, by Program Category .....	21

## Off-Campus

Headcount Enrollment, by Level .....	25
Headcount Enrollment, by Ethnicity, by Gender, and by Residence .....	26
Headcount Enrollment and Full-Time Equivalent (FTE) Enrollment, by Level and by Full-Time and Part-Time .....	27
Headcount Enrollment, by Program Category .....	28
Graduate Headcount Enrollment, by Academic Program Levels and by Full-Time and Part-Time .....	34
Graduate Headcount Enrollment, by Program Category .....	35

## Other Locations

Headcount Enrollment, by Level .....	39
Headcount Enrollment, by Ethnicity, by Gender, and by Residence .....	40
Headcount Enrollment and Full-Time Equivalent (FTE) Enrollment, by Level and by Full-Time and Part-Time .....	41
Headcount Enrollment, by Program Category .....	42

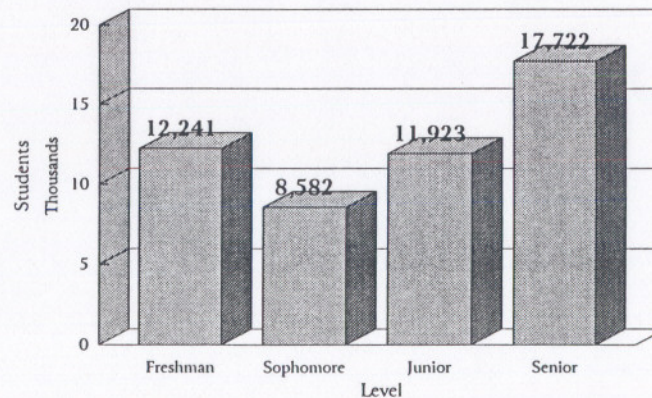
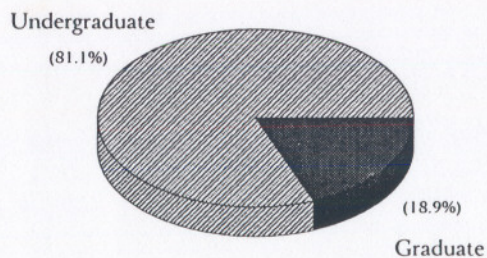
## University of Mississippi Medical Center

Headcount Enrollment, by Program Category, by Level, by Ethnicity, by Gender, and by Residence .....	44
--	----

Total

# ON-CAMPUS AND OFF-CAMPUS HEADCOUNT ENROLLMENT BY LEVEL FALL, 1997-98

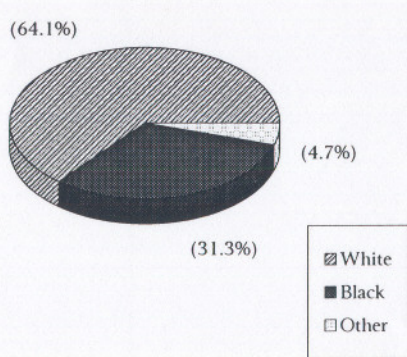
<b>Institution</b>	<b>Freshman</b>	<b>Sophomore</b>	<b>Junior</b>	<b>Senior</b>	<b>Undergraduate</b>	<b>Graduate</b>	<b>Total</b>
Alcorn State University	805	527	527	674	2,533 89.0%	314 11.0%	2,847
Delta State University	1,220	448	650	1,178	3,496 85.6%	589 14.4%	4,085
Jackson State University	1,505	1,075	1,134	1,490	5,204 82.2%	1,129 17.8%	6,333
Mississippi State University	2,726	2,323	3,117	4,468	12,634 80.8%	3,011 19.2%	15,645
Mississippi University for Women	848	482	558	1,196	3,084 93.2%	225 6.8%	3,309
Mississippi Valley State University	805	432	436	542	2,215 98.3%	38 1.7%	2,253
University of Mississippi	2,372	1,642	2,011	2,826	8,851 78.3%	2,450 21.7%	11,301
University of Mississippi Medical Center	65	4	316	251	636 33.9%	1,241 66.1%	1,877
University of Southern Mississippi	1,895	1,649	3,174	5,097	11,815 81.0%	2,778 19.0%	14,593
<b>TOTAL</b>	<b>12,241</b>	<b>8,582</b>	<b>11,923</b>	<b>17,722</b>	<b>50,468 81.1%</b>	<b>11,775 18.9%</b>	<b>62,243</b>



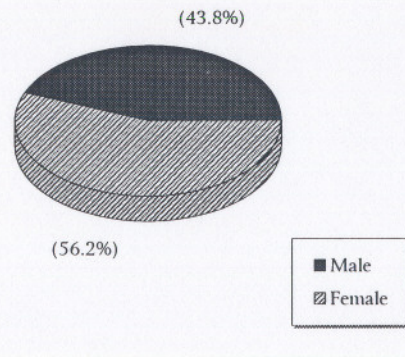
# ON-CAMPUS AND OFF-CAMPUS HEADCOUNT ENROLLMENT By ETHNICITY, BY GENDER, AND BY RESIDENCE FALL, 1997-98

Institution	Ethnicity			Gender		Residence		Total
	White	Black	Other	Male	Female	Resident	Nonresident	
Alcorn State University	114 4.0%	2,724 95.7%	9 0.3%	1,100 38.6%	1,747 61.4%	2,495 87.6%	352 12.4%	2,847
Delta State University	2,852 69.8%	1,179 28.9%	54 1.3%	1,564 38.3%	2,521 61.7%	3,850 94.2%	235 5.8%	4,085
Jackson State University	194 3.1%	5,933 93.7%	206 3.3%	2,586 40.8%	3,747 59.2%	4,745 74.9%	1,588 25.1%	6,333
Mississippi State University	12,254 78.3%	2,362 15.1%	1,029 6.6%	8,544 54.6%	7,101 45.4%	12,224 78.1%	3,421 21.9%	15,645
Mississippi University for Women	2,308 69.7%	909 27.5%	92 2.8%	541 16.3%	2,768 83.7%	2,950 89.2%	359 10.8%	3,309
Mississippi Valley State University	50 2.2%	2,198 97.6%	5 0.2%	905 40.2%	1,348 59.8%	2,009 89.2%	244 10.8%	2,253
University of Mississippi	9,259 81.9%	1,324 11.7%	718 6.4%	5,308 47.0%	5,993 53.0%	7,300 64.6%	4,001 35.4%	11,301
University of Mississippi Medical Center	1,533 81.7%	186 9.9%	158 8.4%	904 48.2%	973 51.8%	1,592 84.8%	285 15.2%	1,877
University of Southern Mississippi	11,303 77.5%	2,652 18.2%	638 4.4%	5,840 40.0%	8,753 60.0%	12,003 82.3%	2,590 17.7%	14,593
<b>TOTAL</b>	<b>39,867 64.1%</b>	<b>19,467 31.3%</b>	<b>2,909 4.7%</b>	<b>27,292 43.8%</b>	<b>34,951 56.2%</b>	<b>49,168 79.0%</b>	<b>13,075 21.0%</b>	<b>62,243</b>

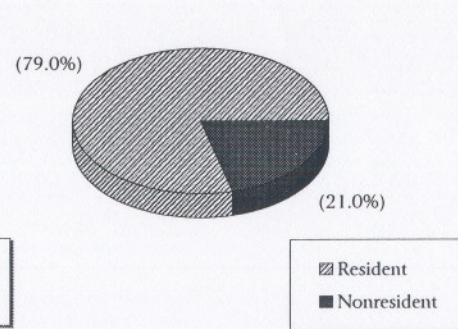
**Ethnicity**



**Gender**



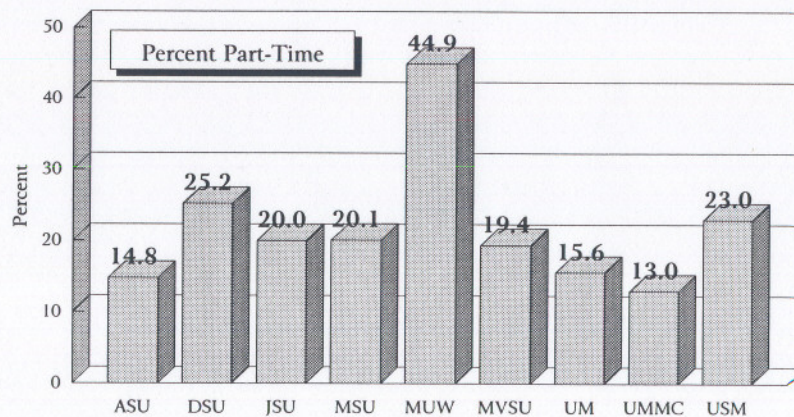
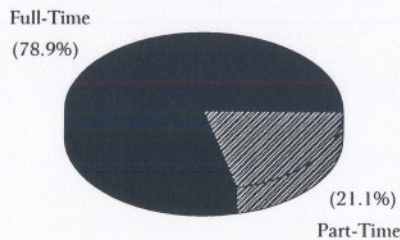
**Residence**





**ON-CAMPUS AND OFF-CAMPUS HEADCOUNT ENROLLMENT AND  
FULL-TIME EQUIVALENT (FTE) ENROLLMENT  
BY LEVEL AND BY FULL-TIME AND PART-TIME  
FALL, 1997-98**

Institution	Headcount				Full-Time Equivalent				FTE Perc Of Headc
	Full-Time	Part-Time	Total	Percent Part-Time	Lower	Upper	Graduate	Total	
Alcorn State University	2,426	421	2,847	14.8	1,342.6	1,216.9	172.5	2,732.0	96.0
Delta State University	3,056	1,029	4,085	25.2	1,403.7	1,674.7	321.6	3,400.0	83.2
Jackson State University	5,067	1,266	6,333	20.0	2,409.7	2,404.3	655.2	5,469.2	86.4
Mississippi State University	12,494	3,151	15,645	20.1	4,703.1	6,651.8	1,915.1	13,270.0	84.8
Mississippi University for Women	1,823	1,486	3,309	44.9	942.1	1,183.4	88.1	2,213.6	66.9
Mississippi Valley State University	1,815	438	2,253	19.4	1,076.7	937.7	21.3	2,035.7	90.4
University of Mississippi	9,540	1,761	11,301	15.6	3,851.8	4,393.5	1,863.3	10,108.6	89.4
University of Mississippi Medical Center	1,633	244	1,877	13.0	50.7	608.1	1,879.7	2,538.5	135.2
University of Southern Mississippi	11,240	3,353	14,593	23.0	3,482.8	7,257.8	1,816.3	12,556.9	86.0
<b>TOTAL</b>	<b>49,094</b>	<b>13,149</b>	<b>62,243</b>	<b>21.1</b>	<b>19,263.2</b>	<b>26,328.2</b>	<b>8,733.1</b>	<b>54,324.5</b>	<b>87.3</b>



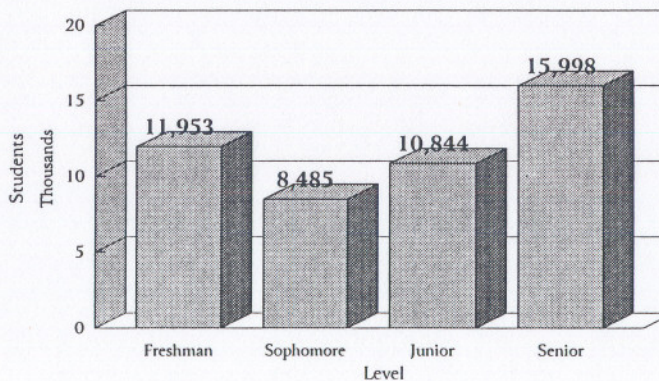
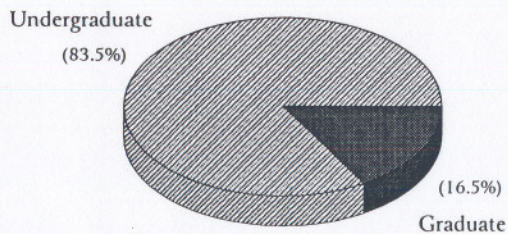
# On-Campus

# ON-CAMPUS HEADCOUNT ENROLLMENT

## BY LEVEL

### FALL, 1997-98

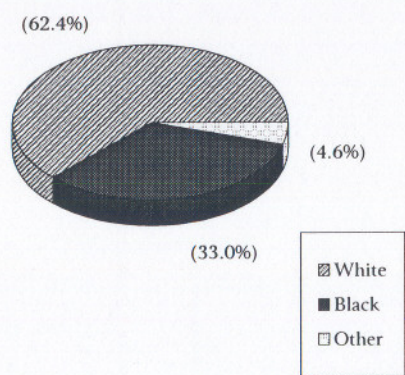
Institution	Freshman	Sophomore	Junior	Senior	Undergraduate	Graduate	Total
Alcorn State University	805	527	527	674	2,533 89.0%	314 11.0%	2,847
Delta State University	1,185	443	642	1,152	3,422 86.2%	547 13.8%	3,969
Jackson State University	1,499	1,075	1,134	1,490	5,198 82.2%	1,128 17.8%	6,326
Mississippi State University	2,712	2,290	2,962	4,189	12,153 82.2%	2,635 17.8%	14,788
Mississippi University for Women	833	467	502	1,067	2,869 93.0%	215 7.0%	3,084
Mississippi Valley State University	693	420	430	532	2,075 98.2%	38 1.8%	2,113
University of Mississippi	2,331	1,614	1,888	2,587	8,420 79.9%	2,114 20.1%	10,534
University of Southern Mississippi	1,895	1,649	2,759	4,307	10,610 81.9%	2,344 18.1%	12,954
<b>TOTAL</b>	<b>11,953</b>	<b>8,485</b>	<b>10,844</b>	<b>15,998</b>	<b>47,280 83.5%</b>	<b>9,335 16.5%</b>	<b>56,615</b>



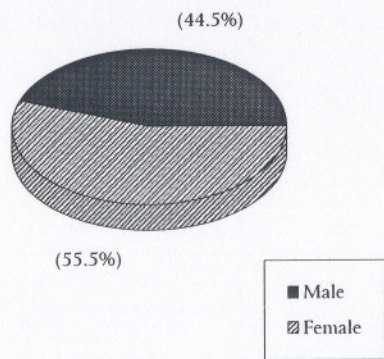
# ON-CAMPUS HEADCOUNT ENROLLMENT By ETHNICITY, By GENDER, AND By RESIDENCE FALL, 1997-98

Institution	White	Black	Other	Male	Female	Resident	Nonresident	Total
Alcorn State University	114 4.0%	2,724 95.7%	9 0.3%	1,100 38.6%	1,747 61.4%	2,495 87.6%	352 12.4%	2,847
Delta State University	2,789 70.3%	1,126 28.4%	54 1.4%	1,535 38.7%	2,434 61.3%	3,736 94.1%	233 5.9%	3,969
Jackson State University	192 3.0%	5,933 93.8%	201 3.2%	2,584 40.8%	3,742 59.2%	4,743 75.0%	1,583 25.0%	6,326
Mississippi State University	11,587 78.4%	2,213 15.0%	988 6.7%	8,260 55.9%	6,528 44.1%	11,389 77.0%	3,399 23.0%	14,788
Mississippi University for Women	2,154 69.8%	845 27.4%	85 2.8%	506 16.4%	2,578 83.6%	2,730 88.5%	354 11.5%	3,084
Mississippi Valley State University	16 0.8%	2,092 99.0%	5 0.2%	869 41.1%	1,244 58.9%	1,870 88.5%	243 11.5%	2,113
University of Mississippi	8,587 81.5%	1,240 11.8%	707 6.7%	5,055 48.0%	5,479 52.0%	6,597 62.6%	3,937 37.4%	10,534
University of Southern Mississippi	9,909 76.5%	2,484 19.2%	561 4.3%	5,287 40.8%	7,667 59.2%	10,395 80.2%	2,559 19.8%	12,954
<b>TOTAL</b>	<b>35,348 62.4%</b>	<b>18,657 33.0%</b>	<b>2,610 4.6%</b>	<b>25,196 44.5%</b>	<b>31,419 55.5%</b>	<b>43,955 77.6%</b>	<b>12,660 22.4%</b>	<b>56,615</b>

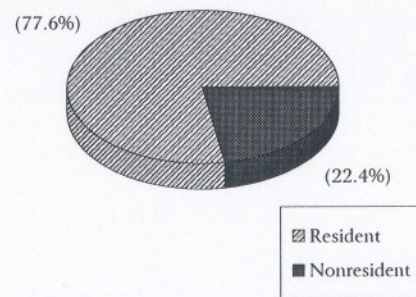
Ethnicity



Gender

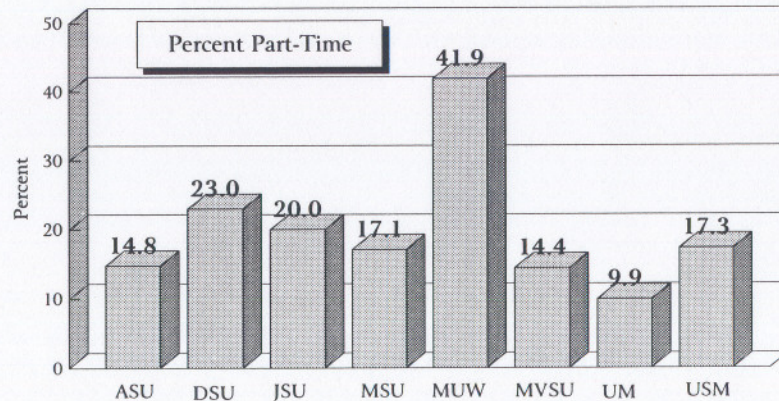
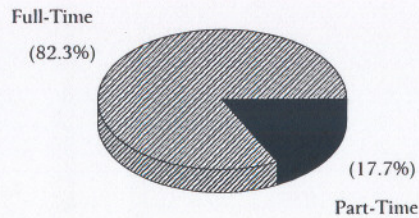


Residence



# ON-CAMPUS HEADCOUNT ENROLLMENT AND FULL-TIME EQUIVALENT ( FTE) ENROLLMENT BY LEVEL AND BY FULL-TIME AND PART-TIME FALL, 1997-98

Institution	Headcount				Full-Time Equivalent				FTE Percent Of Headcount
	Full-Time	Part-Time	Total	Percent Part-Time	Lower	Upper	Graduate	Total	
Alcorn State University	2,426	421	2,847	14.8	1,342.6	1,216.9	172.5	2,732.0	96.0
Delta State University	3,056	913	3,969	23.0	1,394.1	1,667.6	310.6	3,372.3	85.0
Jackson State University	5,063	1,263	6,326	20.0	2,405.3	2,404.3	654.9	5,464.5	86.4
Mississippi State University	12,260	2,528	14,788	17.1	4,685.4	6,411.8	1,761.1	12,858.3	87.0
Mississippi University for Women	1,793	1,291	3,084	41.9	934.1	1,116.9	84.3	2,135.3	69.2
Mississippi Valley State University	1,809	304	2,113	14.4	1,030.7	932.8	21.3	1,984.8	93.9
University of Mississippi	9,488	1,046	10,534	9.9	3,831.3	4,256.9	1,749.4	9,837.6	93.4
University of Southern Mississippi	10,712	2,242	12,954	17.3	3,482.8	6,550.7	1,650.0	11,683.5	90.2
<b>TOTAL</b>	<b>46,607</b>	<b>10,008</b>	<b>56,615</b>	<b>17.7</b>	<b>19,106.3</b>	<b>24,557.9</b>	<b>6,404.1</b>	<b>50,068.3</b>	<b>88.4</b>



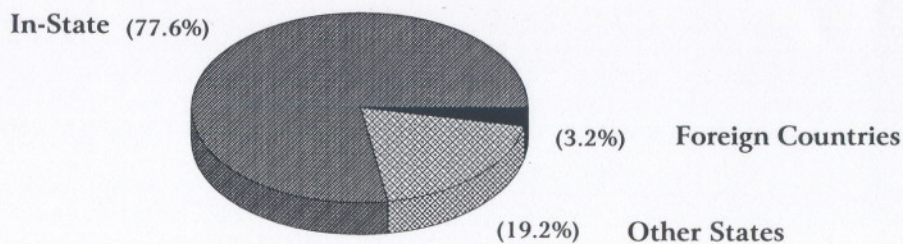
**DISTRIBUTION OF ENHANCED ACT COMPOSITE SCORES  
BY FREQUENCY OF STANDARD  
FIRST-TIME ENTERING FRESHMEN  
FALL, 1997-98**

Score	ASU	DSU	JSU	MSU	MUW	MVSU	UM	USM	Total
36	0	0	0	0	0	0	0	0	0
35	0	0	0	4	1	0	2	0	7
34	0	0	0	11	1	0	7	0	19
33	0	0	0	21	1	0	18	6	46
32	0	1	0	47	4	0	40	12	104
31	0	0	0	49	5	0	48	8	110
30	0	2	1	95	9	0	59	25	191
29	1	6	1	97	15	0	67	34	221
28	2	4	1	110	18	0	89	40	264
27	1	7	10	122	21	0	106	47	314
26	2	14	9	138	23	1	121	56	364
25	10	14	19	112	24	3	87	72	341
24	6	19	18	118	26	1	104	86	378
23	8	19	23	125	14	11	134	79	413
22	12	40	36	125	12	12	105	109	451
21	29	33	63	157	28	19	135	112	576
20	43	61	53	152	16	48	161	128	662
19	38	53	78	150	18	28	163	140	668
18	52	56	106	164	30	45	139	154	746
17	85	47	117	99	17	56	58	95	574
16	85	43	120	59	8	64	33	47	459
15	27	23	44	9	1	19	3	11	137
14	16	7	25	2	0	13	1	0	64
13	2	2	4	2	0	10	0	2	22
12	2	0	2	0	0	2	0	0	6
11	1	0	1	0	0	2	0	0	4
10	0	0	0	0	0	0	0	0	0
09	0	0	0	0	0	0	0	0	0
08	0	0	0	0	0	0	0	0	0
07	0	0	0	0	0	0	0	0	0
06	0	0	0	0	0	0	0	0	0
05	1	0	0	0	0	0	0	0	1
04	0	0	0	0	0	0	0	0	0
03	0	0	0	0	0	0	0	0	0
02	0	0	0	0	0	0	0	0	0
01	0	0	0	0	0	0	0	0	0
Total	423	451	731	1,968	292	334	1,680	1,263	7,142
Mean	18.0	19.8	18.6	23.4	23.3	17.9	23.3	21.7	21.8

Note: The definition of a first-time entering freshmen used in this table is a student with less than 12 cumulative semester credit hours.

**ON-CAMPUS HEADCOUNT ENROLLMENT  
BY STUDENTS' ORIGIN  
FALL, 1997-98**

<b>Institution</b>	<b>Number of Students from Adjacent Counties</b>	<b>Number of Students from In-State</b>	<b>Number of Students from Other States</b>	<b>Number of Students from Foreign Countries</b>	<b>Total On-Campus Enrollment</b>	<b>Percent of In-State Students to Total On-Campus Enrollment</b>	<b>Percent of In-State Students from Adjacent Counties</b>
Alcorn State University	822	2,495	348	4	2,847	87.6	32.9
Delta State University	2,251	3,736	218	15	3,969	94.1	60.3
Jackson State University	3,118	4,743	1,305	278	6,326	75.0	65.7
Mississippi State University	3,229	11,389	2,747	652	14,788	77.0	28.4
Mississippi University for Women	2,094	2,730	306	48	3,084	88.5	76.7
Mississippi Valley State University	924	1,870	243	0	2,113	88.5	49.4
University of Mississippi	2,190	6,597	3,468	469	10,534	62.6	33.2
University of Southern Mississippi	3,933	10,395	2,220	339	12,954	80.2	37.8
<b>TOTAL</b>	<b>18,561</b>	<b>43,955</b>	<b>10,855</b>	<b>1,805</b>	<b>56,615</b>	<b>77.6</b>	<b>42.2</b>



**ON-CAMPUS HEADCOUNT ENROLLMENT  
BY OUT-OF-STATE STUDENTS' RESIDENCE  
FALL, 1997-98**

	<u>ASU</u>	<u>DSU</u>	<u>JSU</u>	<u>MSU</u>	<u>MUW</u>	<u>MVSU</u>	<u>UM</u>	<u>USM</u>	<u>Total</u>
Total Enrollment	2,847	3,969	6,326	14,788	3,084	2,113	10,534	12,954	56,615
Total Nonresident	352	233	1,582	3,399	354	243	3,937	2,559	12,659
Nonresident Percent of Total Enrollment	12.4%	5.9%	25.0%	23.0%	11.5%	11.5%	37.4%	19.8%	22.4%
<b>Nonresidents from SREB States</b>									
Alabama	10	14	98	664	162	22	298	248	1,516
Arkansas	12	35	35	138	2	6	258	23	509
Florida	4	15	22	155	15	15	159	189	574
Georgia	22	2	59	114	17	11	277	65	567
Kentucky	2	1	1	43	0	2	93	10	152
Louisiana	115	33	134	252	36	21	478	1,178	2,247
Maryland	4	3	8	19	0	1	24	14	73
North Carolina	1	1	3	41	1	2	46	17	112
Oklahoma	0	1	31	12	0	1	25	15	85
South Carolina	1	1	8	25	1	0	44	11	91
Tennessee	14	61	121	490	37	42	759	55	1,579
Texas	53	16	54	147	6	12	333	74	695
Virginia	2	0	3	42	3	1	74	25	150
West Virginia	0	0	0	7	0	0	1	3	11
<b>Total SREB States</b>	<b>240</b>	<b>183</b>	<b>577</b>	<b>2,149</b>	<b>280</b>	<b>136</b>	<b>2,869</b>	<b>1,927</b>	<b>8,361</b>
From Other U.S. States	108	35	728	598	26	107	599	293	2,494
From Foreign Countries	4	15	277	652	48	0	469	339	1,804
Foreign Countries Represented (Total represents unique countries)	4	6	30	79	24	0	66	60	120



**ON-CAMPUS HEADCOUNT ENROLLMENT  
BY COUNTIES FOR RESIDENTS OF MISSISSIPPI  
FALL, 1997-98**

<u>County of Residence</u>	<u>ASU</u>	<u>DSU</u>	<u>JSU</u>	<u>MSU</u>	<u>MUW</u>	<u>MVSU</u>	<u>UM</u>	<u>USM</u>	<u>Total</u>
Adams	321	18	41	123	4	3	63	152	725
Alcorn	2	5	3	145	10	0	89	45	299
Amite	40	4	26	22	0	0	13	57	162
Attala	19	14	23	205	15	12	43	21	352
Benton	0	2	1	8	0	0	29	0	40
Bolivar	61	1,175	73	126	6	153	61	50	1,705
Calhoun	3	30	6	77	13	2	83	6	220
Carroll	5	39	12	78	8	21	47	6	216
Chickasaw	2	11	10	145	58	5	53	11	295
Choctaw	1	6	3	151	17	1	25	1	205
Claiborne	196	4	33	24	1	4	13	15	290
Clarke	7	4	9	48	3	3	10	76	160
Clay	10	4	12	282	200	6	28	18	560
Coahoma	34	257	61	86	4	56	126	15	639
Copiah	47	3	87	56	2	7	26	101	329
Covington	19	3	11	36	0	5	15	171	260
DeSoto	0	125	11	167	19	2	275	15	614
Forrest	25	6	26	148	3	2	91	2,042	2,343
Franklin	45	1	5	20	0	0	4	31	106
George	1	3	5	32	1	0	13	91	146
Greene	2	1	0	11	1	0	3	55	73
Grenada	9	134	27	99	7	24	92	18	410
Hancock	3	1	2	48	2	2	37	224	319
Harrison	20	20	47	355	14	15	213	833	1,517
Hinds	218	56	2,350	927	32	38	547	717	4,885
Holmes	57	32	91	92	6	85	25	22	410

**ON-CAMPUS HEADCOUNT ENROLLMENT  
BY COUNTIES FOR RESIDENTS OF MISSISSIPPI  
FALL, 1997-98 (CONTINUED)**

<u>County of Residence</u>	<u>ASU</u>	<u>DSU</u>	<u>JSU</u>	<u>MSU</u>	<u>MUW</u>	<u>MVSU</u>	<u>UM</u>	<u>USM</u>	<u>Total</u>
Humphreys	21	51	33	23	0	100	11	9	248
Issaquena	1	10	5	2	0	2	1	3	24
Itawamba	1	1	0	86	18	0	54	5	165
Jackson	60	29	62	316	22	13	157	549	1,208
Jasper	32	3	23	39	5	3	11	118	234
Jefferson	219	0	14	18	1	2	3	9	266
Jefferson Davis	33	3	29	11	1	0	1	111	189
Jones	21	4	28	149	7	2	78	558	847
Kemper	4	0	3	24	7	6	3	16	63
Lafayette	1	21	10	71	5	3	1,220	26	1,357
Lamar	1	1	3	33	1	1	25	627	692
Lauderdale	20	8	53	288	17	16	97	231	730
Lawrence	19	0	20	26	0	6	5	109	185
Leake	12	5	54	92	1	20	13	39	236
Lee	4	24	15	440	63	10	316	60	932
Leflore	39	154	82	121	8	506	69	26	1,005
Lincoln	44	12	39	72	3	0	29	186	385
Lowndes	16	20	19	611	1,393	16	93	61	2,229
Madison	69	42	208	277	13	20	160	127	916
Marion	36	5	40	44	0	1	17	265	408
Marshall	3	9	14	63	6	3	154	9	261
Monroe	2	17	5	207	286	3	83	12	615
Montgomery	3	27	6	111	5	34	60	3	249
Neshoba	6	8	6	130	5	2	28	43	228
Newton	8	5	17	60	5	8	25	74	202

**ON-CAMPUS HEADCOUNT ENROLLMENT  
BY COUNTIES FOR RESIDENTS OF MISSISSIPPI  
FALL, 1997-98 (CONTINUED)**

<u>County of Residence</u>	<u>ASU</u>	<u>DSU</u>	<u>ISU</u>	<u>MSU</u>	<u>MUW</u>	<u>MVSU</u>	<u>UM</u>	<u>USM</u>	<u>Total</u>
Noxubee	10	1	14	103	76	8	9	20	241
Oktibbeha	5	10	16	1,655	139	4	40	26	1,895
Panola	22	51	22	87	4	10	250	10	456
Pearl River	7	5	5	87	9	0	22	350	485
Perry	2	3	4	18	0	1	3	72	103
Pike	102	7	61	71	4	4	44	303	596
Pontotoc	1	8	1	87	14	5	119	5	240
Prentiss	1	5	5	79	8	0	60	9	167
Quitman	9	51	32	27	0	28	38	8	193
Rankin	23	61	170	451	17	4	238	382	1,346
Scott	13	6	41	66	10	6	20	75	237
Sharkey	20	40	25	31	1	38	11	9	175
Simpson	22	5	58	28	2	0	22	165	302
Smith	7	6	1	36	2	1	8	90	151
Stone	2	0	0	28	0	2	11	113	156
Sunflower	38	260	47	64	7	155	44	39	654
Tallahatchie	5	58	23	34	0	33	52	6	211
Tate	0	40	11	73	2	9	100	17	252
Tippah	0	2	1	85	5	0	62	3	158
Tishomingo	0	3	1	72	9	0	26	4	115
Tunica	2	17	13	8	5	13	23	1	82
Union	0	5	3	203	5	0	144	12	372
Walthall	20	3	16	24	1	0	9	100	173
Warren	142	34	132	294	11	10	125	173	921
Washington	122	559	124	256	16	274	115	100	1,566

**ON-CAMPUS HEADCOUNT ENROLLMENT  
 BY COUNTIES FOR RESIDENTS OF MISSISSIPPI  
 FALL, 1997-98 (CONTINUED)**

<u>County of Residence</u>	<u>ASU</u>	<u>DSU</u>	<u>JSU</u>	<u>MSU</u>	<u>MUW</u>	<u>MVSU</u>	<u>UM</u>	<u>USM</u>	<u>Total</u>
Wayne	9	2	16	20	1	6	14	128	196
Webster	1	2	1	209	12	3	49	2	279
Wilkinson	55	0	24	12	1	2	12	35	141
Winston	4	7	27	218	63	7	25	22	373
Yalobusha	5	20	6	39	0	12	120	9	211
Yazoo	24	48	80	99	8	12	45	38	354
<b>TOTAL</b>	<b>2,495</b>	<b>3,736</b>	<b>4,743</b>	<b>11,389</b>	<b>2,730</b>	<b>1,870</b>	<b>6,597</b>	<b>10,395</b>	<b>43,955</b>



# ON-CAMPUS HEADCOUNT ENROLLMENT

## BY PROGRAM CATEGORY

### FALL, 1997-98

Six-Digit CIP Program Category	ASU	DSU	JSU	MSU	MUW	MYSU	UM	USM	Total
Accounting - 520301	82	170	302	446	104	50	519	444	2,117
Administrative Assistant/Secretarial Science, General - 520401	15	0	0	0	0	0	0	0	15
Adult and Continuing Education Administration - 130403	0	0	0	0	0	0	0	7	7
Advertising - 090201	0	0	0	0	0	0	0	44	44
Aerospace, Aeronautical and Astronautical Engineering - 140201	0	0	0	82	0	0	0	0	82
Agricultural Business and Management, General - 010101	58	0	0	9	0	0	0	0	67
Agricultural Business/Agribusiness Operations - 010102	0	0	0	69	0	0	0	0	69
Agricultural Economics - 010103	77	0	0	88	0	0	0	0	165
Agricultural Engineering - 140301	0	0	0	8	0	0	0	0	8
Agricultural Teacher Education (Vocational) - 131301	3	0	0	49	0	0	0	0	52
Agriculture/Agricultural Sciences, General - 020101	25	0	0	66	0	0	0	0	91
Agronomy and Crop Science - 020402	16	0	0	192	0	0	0	0	208
Aircraft Pilot and Navigator (Professional) - 490102	0	63	0	0	0	0	0	0	63
American Studies/Civilization - 050102	0	0	0	0	0	0	0	16	16
Animal Sciences, General - 020201	22	0	0	209	0	0	0	0	231
Anthropology - 450201	0	0	0	41	0	0	37	57	135
Applied Mathematics, General - 270301	0	0	0	9	0	0	0	0	9
Architectural Engineering Technology/Technician - 150101	0	0	0	0	0	0	0	175	175
Architecture - 040201	0	0	0	267	0	0	0	0	267
Area Studies, Other - 050199	0	0	0	0	0	0	106	0	106
Art History, Criticism and Conservation - 500703	0	0	0	0	0	0	17	0	17
Art Teacher Education - 131302	0	0	0	0	12	0	3	8	23
Atmospheric Sciences and Meteorology - 400401	0	0	19	0	0	0	0	0	19
Aviation Management - 490104	0	5	0	0	0	0	0	0	5
Aviation and Airway Science - 490101	0	19	0	0	0	0	0	0	19
Biochemistry - 260202	0	0	0	41	0	0	0	0	41
Bioengineering and Biomedical Engineering - 140501	0	0	0	133	0	0	0	0	133
Biological Sciences/Life Sciences, Other - 269999	0	0	0	0	0	0	312	0	312
Biological and Physical Sciences - 300101	0	45	0	16	0	0	0	0	61
Biology, General - 260101	188	313	940	570	108	258	570	930	3,877
Broadcast Journalism - 090402	0	0	0	0	29	0	0	0	29
Business Administration and Management, General - 520201	132	181	527	914	244	221	290	472	2,981
Business Marketing and Marketing Management - 521401	0	73	108	510	0	0	261	227	1,179
Business Teacher Education (Vocational) - 131303	0	20	37	58	0	0	0	19	134
Business, General - 520101	0	198	0	0	0	0	659	0	857
Business/Managerial Economics - 520601	0	0	12	14	0	0	48	216	290
Chemical Engineering - 140701	0	0	0	332	0	0	98	0	430
Chemistry, General - 400501	33	45	77	109	25	7	82	144	522
Chemistry, Other - 400599	0	0	0	0	0	0	0	172	172
City/Urban, Community and Regional Planning - 040301	0	0	0	0	0	0	0	14	14
Civil Engineering, General - 140801	0	0	0	257	0	0	74	0	331
Classics and Classical Languages and Literatures - 161201	0	0	0	0	0	0	6	0	6
Clinical Psychology - 420201	0	0	13	0	0	0	0	0	13
Clothing/Apparel and Textile Studies - 190901	0	0	0	0	7	0	0	45	52
Communications, General - 090101	0	0	0	329	0	0	0	100	429

**ON-CAMPUS HEADCOUNT ENROLLMENT  
BY PROGRAM CATEGORY  
FALL, 1997-98 (CONTINUED)**

Six Digit CIP Program Category	ASU	DSU	JSU	MSU	MUW	MYSU	UM	USM	Total
Communications, Other - 099999	0	0	0	1	0	0	28	69	98
Community Organization, Resources and Services - 440201	0	5	0	0	0	0	0	0	5
Computer Engineering - 140901	0	0	0	322	0	0	0	0	322
Computer Engineering Technology/Technician - 150301	0	0	0	0	0	0	0	146	146
Computer and Information Sciences, General - 110101	0	0	442	302	0	189	140	288	1,361
Computer and Information Sciences, Other - 119999	90	0	0	0	0	0	0	25	115
Counseling Psychology - 420601	0	0	0	0	0	0	0	65	65
Counselor Education Counseling and Guidance Services - 131101	0	78	115	173	0	0	0	55	421
Court Reporter - 520405	0	0	0	0	0	0	50	0	50
Criminal Justice Studies - 430104	24	115	290	0	0	176	0	329	934
Criminal Justice/Law Enforcement Administration - 430103	0	0	0	0	0	9	148	0	157
Curriculum and Instruction - 130301	0	0	0	0	0	0	127	50	177
Dance - 500301	0	0	0	0	0	0	0	57	57
Dietetics/Human Nutritional Services - 190503	0	0	0	0	0	0	0	122	122
Drama/Theater Arts, General - 500501	0	0	0	0	0	0	94	104	198
Economics, General - 450601	0	0	0	2	0	0	5	0	7
Education Administration and Supervision, General - 130401	0	32	73	27	0	0	47	53	232
Education of the Deaf and Hearing Impaired - 131003	0	0	0	0	0	0	0	46	46
Education of the Gifted and Talented - 131004	0	0	0	0	21	0	0	0	21
Education, General - 130101	0	28	0	241	0	0	117	215	601
Education, Other - 139999	0	0	43	0	0	0	0	24	67
Educational Psychology - 130802	49	0	0	208	0	0	82	0	339
Electrical, Electronic and Communications Eng. Tech./Technician - 150303	0	0	0	0	0	0	0	94	94
Electrical, Electronics and Communication Engineering - 141001	0	0	0	423	0	0	107	0	530
Elementary Teacher Education - 131202	173	360	417	673	291	289	408	629	3,240
Engineering Mechanics - 141101	0	0	0	1	0	0	0	0	1
Engineering Science - 141301	0	0	0	0	0	0	157	0	157
Engineering, General - 140101	0	0	0	37	0	0	74	0	111
Engineering-Related Technology/Technician, General - 151101	0	0	0	0	0	0	0	36	36
English Language and Literature, General - 230101	23	45	145	137	77	32	439	391	1,289
English Teacher Education - 131305	0	42	0	0	0	0	0	0	42
Entomology - 260702	0	0	0	21	0	0	0	0	21
Environmental Science/Studies - 030102	0	0	32	0	0	0	0	0	32
Environmental and Pollution Control Technology/Technician - 150507	0	0	16	0	0	0	0	0	16
Exercise Sciences/Physiology and Movement Studies - 310505	0	0	0	0	0	0	192	0	192
Family Life and Relations Studies - 190704	0	0	0	0	0	0	0	103	103
Family/Consumer Resource Management, Other - 190499	0	0	0	0	0	0	0	39	39
Fashion Merchandising - 080102	0	14	0	0	0	0	0	0	14
Finance, General - 520801	0	49	108	147	0	0	228	159	691
Fine Arts and Art Studies, Other - 500799	0	0	0	16	0	0	0	0	16
Fine/Studio Arts - 500702	0	0	0	0	0	0	0	2	2
Fishing and Fisheries Sciences and Management - 030301	0	0	0	3	0	0	0	0	3
Food Sciences and Technology - 020301	0	0	0	83	0	0	0	0	83
Food Systems Administration - 190505	0	0	0	0	0	0	0	5	5
Foods and Nutrition Studies, General - 190501	0	0	0	0	0	0	0	12	12

**ON-CAMPUS HEADCOUNT ENROLLMENT  
BY PROGRAM CATEGORY  
FALL, 1997-98 (CONTINUED)**

Six Digit CIP Program Category	ASU	DSU	JSU	MSU	MUW	MYSU	UM	USM	Total
Foreign Languages Teacher Education - 131306	0	0	0	0	0	0	0	65	65
Foreign Languages and Literatures, General - 160101	0	3	5	31	0	0	0	45	84
Forensic Technology/Technician - 430106	0	0	0	0	0	0	17	0	17
Forest Harvesting and Production Technology/Technician - 030401	0	0	0	32	0	0	0	0	32
Forestry, General - 030501	0	0	0	352	0	0	0	0	352
French Language and Literature - 160901	0	0	0	0	0	0	18	0	18
Genetics, Plant and Animal - 260613	0	0	0	4	0	0	0	0	4
Geography - 450701	0	0	0	0	0	0	0	44	44
Geological Engineering - 141501	0	0	0	0	0	0	56	0	56
Geology - 400601	0	0	0	365	0	0	3	29	397
German Language and Literature - 160501	0	0	0	0	0	0	9	0	9
Health System/Health Services Administration - 510701	0	0	0	0	0	0	8	0	8
Health and Medical Laboratory Technol./Technicians, Oth. - 511099	0	0	0	6	0	0	0	0	6
Health and Physical Education, General - 310501	0	0	0	0	77	0	0	219	296
Health and Physical Education/Fitness, Other - 310599	0	0	0	0	0	0	10	0	10
Higher Education Administration - 130406	0	0	0	0	0	0	36	0	36
History, General - 450801	7	28	49	130	22	11	186	292	725
Home Economics Teacher Education (Vocational) - 131308	1	0	0	0	0	0	0	0	1
Home Economics, General - 190101	10	51	0	258	0	0	178	10	507
Horticulture Science - 020403	0	0	0	87	0	0	0	0	87
Hotel/Motel and Restaurant Management - 520902	0	0	0	0	0	0	0	149	149
Human Resources Management - 521001	0	0	0	0	0	0	0	99	99
Individual and Family Development Studies, General - 190701	0	0	0	0	82	0	0	0	82
Industrial Production Technologies/Technicians, Other - 150699	0	0	0	42	0	0	0	0	42
Industrial/Manufacturing Engineering - 141701	0	0	0	182	0	0	0	0	182
Industrial/Manufacturing Technology/Technician - 150603	141	0	232	131	0	97	0	28	629
Insurance and Risk Management - 520805	0	43	0	25	0	0	31	0	99
Interior Architecture - 040501	0	0	0	0	0	0	59	65	124
Journalism - 090401	0	0	0	0	29	0	220	126	375
Landscape Architecture - 040601	0	0	0	158	0	0	0	0	158
Landscaping Operations and Management - 010605	0	0	0	43	0	0	0	0	43
Law (LL.B., J.D.) - 220101	0	0	0	0	0	0	497	0	497
Liberal Arts and Sciences/Liberal Studies - 240101	0	0	0	976	0	0	1	0	977
Library Science/Librarianship - 250101	0	0	0	0	0	0	0	116	116
Linguistics - 160102	0	0	0	0	0	0	4	0	4
Management Information Systems & Bus. Data Processing, Gen. - 521201	0	180	0	278	0	0	97	130	685
Mass Communications - 090403	27	0	224	0	0	0	0	0	251
Mathematical Statistics - 270501	0	0	0	12	0	0	0	0	12
Mathematics - 270101	28	35	106	178	30	21	77	115	590
Mathematics Teacher Education - 131311	0	44	18	0	0	0	0	0	62
Mechanical Engineering - 141901	0	0	0	451	0	0	74	0	525
Mechanical Engineering/Mechanical Technology/Technician - 150805	0	0	0	0	0	0	0	48	48
Medical Pharmacology and Pharmaceutical Sciences - 512003	0	0	0	0	0	0	11	0	11
Medical Technology - 511005	20	12	0	49	0	0	3	123	207
Medicinal/Pharmaceutical Chemistry - 400505	0	0	0	0	0	0	14	0	14



**ON-CAMPUS HEADCOUNT ENROLLMENT  
BY PROGRAM CATEGORY  
FALL, 1997-98 (CONTINUED)**

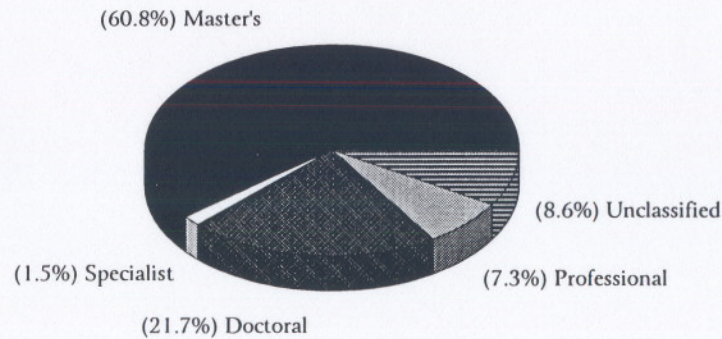
Six Digit CIP Program Category	ASU	DSU	JSU	MSU	MUW	MYSU	UM	USM	Total
Microbiology/Bacteriology - 260501	0	0	0	118	51	0	0	0	169
Molecular Biology - 260402	0	0	0	8	0	0	0	0	8
Multi/Interdisciplinary Studies, Other - 309999	0	0	0	51	0	0	0	28	79
Music - General Performance - 500903	10	1	19	0	0	0	0	21	51
Music Teacher Education - 131312	9	87	110	79	15	26	0	186	512
Music, General - 500901	0	12	0	0	27	18	142	188	387
Nursing (R.N. Training) - 511601	120	167	0	0	393	0	0	633	1,313
Nursing Administration (Post-R.N.) - 511602	0	0	0	0	0	0	0	109	109
Nursing, Other - 511699	0	31	0	0	0	0	0	0	31
Nutritional Sciences - 260609	0	0	0	59	0	0	0	23	82
Oceanography - 400702	0	0	0	0	0	0	0	41	41
Office Supervision and Management - 520204	0	34	29	0	0	18	0	0	81
Paralegal/Legal Assistant - 220103	0	0	0	0	77	0	0	95	172
Parks, Recreation and Leisure Facilities Management - 310301	0	0	0	0	0	0	4	0	4
Parks, Recreation and Leisure Studies - 310101	13	0	0	0	0	0	51	105	169
Pharmacology, Human and Animal - 260705	0	0	0	0	0	0	8	0	8
Pharmacy (B. Pharm., Pharm.D.) - 512001	0	0	0	0	0	0	345	0	345
Philosophy - 380101	0	0	0	20	0	0	23	20	63
Physical Education Teaching and Coaching - 131314	37	151	152	387	0	131	0	537	1,395
Physical Sciences, General - 400101	0	0	0	0	5	0	0	0	5
Physical Therapy - 512308	93	0	0	0	0	0	0	0	93
Physics, General - 400801	0	0	15	39	0	0	40	23	117
Physiology, Human and Animal - 260706	0	0	0	13	0	0	0	0	13
Plant Pathology - 260305	0	0	0	5	0	0	0	0	5
Plant Protection (Pest Management) - 020408	0	0	0	67	0	0	0	0	67
Political Science, General - 451001	20	19	123	173	14	38	308	171	866
Poultry Science - 020209	0	0	0	50	0	0	0	0	50
Pre-Elementary/Early Childhood/Kindergarten Teacher Education - 131204	1	0	37	0	0	0	0	0	38
Psychology, General - 420101	0	99	224	303	72	0	364	552	1,614
Public Administration - 440401	0	0	81	56	0	23	11	0	171
Public Health, General - 512201	0	0	0	0	0	0	0	121	121
Public Relations and Organizational Communications - 090501	0	0	0	0	0	65	0	18	83
Radio and Television Broadcasting - 090701	0	0	0	0	0	0	85	198	283
Real Estate - 521501	0	0	0	34	0	0	46	1	81
Science Teacher Education, General - 131316	0	0	2	0	0	0	0	25	27
Secondary Teacher Education - 131205	53	0	17	355	0	10	3	0	438
Social Science Teacher Education - 131317	0	69	27	0	0	0	0	0	96
Social Sciences, General - 450101	0	37	0	0	28	0	0	0	65
Social Work - 440701	0	123	301	103	0	158	143	230	1,058
Sociology - 451101	45	0	81	167	0	52	54	0	399
Spanish Language and Literature - 160905	0	0	0	0	3	0	19	0	22
Special Education, General - 131001	0	60	101	78	1	0	42	182	464
Speech and Rhetorical Studies - 231001	0	0	96	0	0	7	0	0	103
Speech-Language Pathology - 510203	0	0	0	0	82	0	0	0	82
Speech-Language Pathology and Audiology - 510204	0	80	0	0	0	0	200	299	579

**ON-CAMPUS HEADCOUNT ENROLLMENT  
BY PROGRAM CATEGORY  
FALL, 1997-98 (CONTINUED)**

Six Digit CIP Program Category	ASU	DSU	JSU	MSU	MUW	MVSU	UM	USM	Total
Taxation - 521601	0	0	0	6	0	0	12	0	18
Teacher Education, Specific Academic & Vocational Programs, Other - 1313	0	39	0	60	0	0	0	0	99
Technical Teacher Education (Vocational) - 131319	0	0	0	63	0	0	0	0	63
Technology Teacher Education/Industrial Arts Teacher Education - 131309	45	0	7	0	0	0	0	27	79
Travel-Tourism Management - 520903	0	0	0	1	0	0	0	0	1
Urban Affairs/Studies - 451201	0	0	18	0	0	0	0	0	18
Veterinary Clinical Sciences (M.S., Ph.D.) - 512501	0	0	0	31	0	0	0	0	31
Veterinary Medicine (D.V.M.) - 512401	0	0	0	185	0	0	0	0	185
Visual and Performing Arts - 500101	0	128	34	239	65	26	163	162	817
Vocational Rehabilitation Counseling - 512310	0	0	28	0	0	0	0	0	28
Water Quality and Wastewater Treatment Technology/Technician - 150506	0	0	0	0	0	29	0	0	29
Wildlife and Wildlands Management - 030601	0	0	0	127	0	0	0	0	127
Wood Science and Pulp/Paper Technology - 030509	0	0	0	37	0	0	0	0	37
Unclassified - 000000	1,157	536	474	449	1,093	151	1,337	1,048	6,245
<b>TOTAL</b>	<b>2,847</b>	<b>3,969</b>	<b>6,326</b>	<b>14,788</b>	<b>3,084</b>	<b>2,112</b>	<b>10,534</b>	<b>12,954</b>	<b>56,614</b>

**ON-CAMPUS GRADUATE HEADCOUNT ENROLLMENT  
BY ACADEMIC PROGRAM LEVELS AND BY FULL-TIME AND PART-TIME  
FALL, 1997-98**

Institution	Master's Program			Specialist Program			Doctoral Program			First Professional			Unclassified			Total All Programs
	Full Time	Part Time	Total	Full Time	Part Time	Total	Full Time	Part Time	Total	Full Time	Part Time	Total	Full Time	Part Time	Total	
ASU	109	205	314	0	0	0	0	0	0	0	0	0	0	0	0	314
DSU	221	291	512	1	6	7	7	21	28	0	0	0	0	0	0	547
JSU	370	468	838	6	31	37	52	70	122	0	0	0	34	97	131	1,128
MSU	854	481	1,335	5	37	42	422	303	725	185	0	185	34	314	348	2,635
MUW	50	165	215	0	0	0	0	0	0	0	0	0	0	0	0	215
MVSU	11	27	38	0	0	0	0	0	0	0	0	0	0	0	0	38
UM	672	221	893	0	4	4	411	177	588	494	3	497	51	81	132	2,114
USM	906	629	1,535	7	45	52	340	224	564	0	0	0	17	176	193	2,344
<b>TOTAL</b>	<b>3,193</b>	<b>2,487</b>	<b>5,680</b>	<b>19</b>	<b>123</b>	<b>142</b>	<b>1,232</b>	<b>795</b>	<b>2,027</b>	<b>679</b>	<b>3</b>	<b>682</b>	<b>136</b>	<b>668</b>	<b>804</b>	<b>9,335</b>



# ON-CAMPUS GRADUATE HEADCOUNT ENROLLMENT

## BY PROGRAM CATEGORY

### FALL, 1997-98

Six Digit CIP Program Category	ASU	DSU	JSU	MSU	MUW	MVSU	UM	USM	Total
Accounting - 520301	0	22	14	25	0	0	95	31	187
Adult and Continuing Education Administration - 130403	0	0	0	0	0	0	0	7	7
Aerospace, Aeronautical and Astronautical Engineering - 140201	0	0	0	15	0	0	0	0	15
Agricultural Business and Management, General - 010101	2	0	0	9	0	0	0	0	11
Agricultural Economics - 010103	2	0	0	23	0	0	0	0	25
Agricultural Engineering - 140301	0	0	0	8	0	0	0	0	8
Agricultural Teacher Education (Vocational) - 131301	0	0	0	7	0	0	0	0	7
Agriculture/Agricultural Sciences, General - 020101	15	0	0	0	0	0	0	0	15
Agronomy and Crop Science - 020402	1	0	0	42	0	0	0	0	43
Aircraft Pilot and Navigator (Professional) - 490102	0	1	0	0	0	0	0	0	1
Anthropology - 450201	0	0	0	0	0	0	11	13	24
Applied Mathematics, General - 270301	0	0	0	9	0	0	0	0	9
Architecture - 040201	0	0	0	5	0	0	0	0	5
Area Studies, Other - 050199	0	0	0	0	0	0	34	0	34
Art History, Criticism and Conservation - 500703	0	0	0	0	0	0	6	0	6
Art Teacher Education - 131302	0	0	0	0	0	0	3	8	11
Aviation Management - 490104	0	5	0	0	0	0	0	0	5
Biochemistry - 260202	0	0	0	3	0	0	0	0	3
Biological and Physical Sciences - 300101	0	24	0	0	0	0	0	0	24
Biology, General - 260101	21	0	49	47	1	7	46	61	232
Business Administration and Management, General - 520201	0	100	110	145	0	0	105	71	531
Business Teacher Education (Vocational) - 131303	0	0	12	0	0	0	0	1	13
Business/Managerial Economics - 520601	0	0	0	0	0	0	24	14	38
Chemical Engineering - 140701	0	0	0	12	0	0	0	0	12
Chemistry, General - 400501	0	0	6	48	0	0	31	33	118
Chemistry, Other - 400599	0	0	0	0	0	0	0	67	67
Civil Engineering, General - 140801	0	0	0	17	0	0	0	0	17
Classics and Classical Languages and Literatures - 161201	0	0	0	0	0	0	4	0	4
Clinical Psychology - 420201	0	0	13	0	0	0	0	0	13
Communications, General - 090101	0	0	0	0	0	0	0	74	74
Community Organization, Resources and Services - 440201	0	4	0	0	0	0	0	0	4
Computer Engineering - 140901	0	0	0	24	0	0	0	0	24
Computer and Information Sciences, General - 110101	0	0	85	71	0	0	0	19	175
Computer and Information Sciences, Other - 119999	0	0	0	0	0	0	0	25	25
Counseling Psychology - 420601	0	0	0	0	0	0	0	65	65
Counselor Education Counseling and Guidance Services - 131101	0	78	115	173	0	0	0	55	421
Criminal Justice Studies - 430104	0	10	16	0	0	4	0	28	58
Criminal Justice/Law Enforcement Administration - 430103	0	0	0	0	0	3	0	0	3
Curriculum and Instruction - 130301	0	0	0	0	0	0	127	50	177
Drama/Theater Arts, General - 500501	0	0	0	0	0	0	21	22	43
Education Administration and Supervision, General - 130401	0	31	73	27	0	0	47	53	231
Education of the Gifted and Talented - 131004	0	0	0	0	21	0	0	0	21
Education, General - 130101	0	28	0	241	0	0	117	215	601
Education, Other - 139999	0	0	0	0	0	0	0	24	24
Educational Psychology - 130802	0	0	0	38	0	0	82	0	120

**ON-CAMPUS GRADUATE HEADCOUNT ENROLLMENT**  
**By PROGRAM CATEGORY**  
**FALL, 1997-98 (CONTINUED)**

Six Digit CIP Program Category	ASU	DSU	ISU	MSU	MUW	MVSU	UM	USM	Total
Electrical, Electronics and Communication Engineering - 141001	0	0	0	64	0	0	0	0	64
Elementary Teacher Education - 131202	10	20	31	38	3	10	0	0	112
Engineering Mechanics - 141101	0	0	0	1	0	0	0	0	1
Engineering Science - 141301	0	0	0	0	0	0	157	0	157
Engineering, General - 140101	0	0	0	37	0	0	0	0	37
Engineering-Related Technology/Technician, General - 151101	0	0	0	0	0	0	0	35	35
English Language and Literature, General - 230101	1	0	25	40	0	0	120	98	284
English Teacher Education - 131305	0	10	0	0	0	0	0	0	10
Entomology - 260702	0	0	0	20	0	0	0	0	20
Environmental Science/Studies - 030102	0	0	32	0	0	0	0	0	32
Environmental and Pollution Control Technology/Technician - 150507	0	0	16	0	0	0	0	0	16
Exercise Sciences/Physiology and Movement Studies - 310505	0	0	0	0	0	0	29	0	29
Family Life and Relations Studies - 190704	0	0	0	0	0	0	0	1	1
Family/Consumer Resource Management, Other - 190499	0	0	0	0	0	0	0	39	39
Fine Arts and Art Studies, Other - 500799	0	0	0	16	0	0	0	0	16
Fine/Studio Arts - 500702	0	0	0	0	0	0	0	1	1
Food Sciences and Technology - 020301	0	0	0	53	0	0	0	0	53
Food Systems Administration - 190505	0	0	0	0	0	0	0	5	5
Foods and Nutrition Studies, General - 190501	0	0	0	0	0	0	0	12	12
Foreign Languages Teacher Education - 131306	0	0	0	0	0	0	0	65	65
Foreign Languages and Literatures, General - 160101	0	0	0	11	0	0	0	0	11
Forest Harvesting and Production Technology/Technician - 030401	0	0	0	32	0	0	0	0	32
Forestry, General - 030501	0	0	0	25	0	0	0	0	25
French Language and Literature - 160901	0	0	0	0	0	0	5	0	5
Genetics, Plant and Animal - 260613	0	0	0	4	0	0	0	0	4
Geography - 450701	0	0	0	0	0	0	0	21	21
Geology - 400601	0	0	0	33	0	0	0	13	46
German Language and Literature - 160501	0	0	0	0	0	0	3	0	3
Health System/Health Services Administration - 510701	0	0	0	0	0	0	8	0	8
Health and Physical Education, General - 310501	0	0	0	0	1	0	0	0	1
Health and Physical Education/Fitness, Other - 310599	0	0	0	0	0	0	10	0	10
Higher Education Administration - 130406	0	0	0	0	0	0	36	0	36
History, General - 450801	0	0	8	50	0	0	54	49	161
Horticulture Science - 020403	0	0	0	32	0	0	0	0	32
Industrial/Manufacturing Engineering - 141701	0	0	0	18	0	0	0	0	18
Industrial/Manufacturing Technology/Technician - 150603	6	0	0	0	0	0	0	0	6
Journalism - 090401	0	0	0	0	0	0	27	0	27
Law (LL.B., J.D.) - 220101	0	0	0	0	0	0	497	0	497
Library Science/Librarianship - 250101	0	0	0	0	0	0	0	79	79
Management Information Systems & Bus. Data Processing, Gen. - 521201	0	0	0	31	0	0	0	0	31
Mass Communications - 090403	1	0	13	0	0	0	0	0	14
Mathematical Statistics - 270501	0	0	0	12	0	0	0	0	12
Mathematics - 270101	0	0	8	11	0	0	22	12	53
Mathematics Teacher Education - 131311	0	3	3	0	0	0	0	0	6
Mechanical Engineering - 141901	0	0	0	20	0	0	0	0	20

**ON-CAMPUS GRADUATE HEADCOUNT ENROLLMENT  
BY PROGRAM CATEGORY  
FALL, 1997-98 (CONTINUED)**

Six Digit CIP Program Category	ASU	DSU	JSU	MSU	MUW	MVSU	UM	USM	Total
Medical Pharmacology and Pharmaceutical Sciences - 512003	0	0	0	0	0	0	11	0	11
Medical Technology - 511005	0	0	0	0	0	0	0	9	9
Medicinal/Pharmaceutical Chemistry - 400505	0	0	0	0	0	0	14	0	14
Molecular Biology - 260402	0	0	0	8	0	0	0	0	8
Multi/Interdisciplinary Studies, Other - 309999	0	0	0	29	0	0	0	0	29
Music - General Performance - 500903	0	0	0	0	0	0	0	21	21
Music Teacher Education - 131312	0	4	5	1	0	0	0	18	28
Music, General - 500901	0	0	0	0	0	0	35	24	59
Nursing (R.N. Training) - 511601	0	2	0	0	40	0	0	0	42
Nursing Administration (Post-R.N.) - 511602	0	0	0	0	0	0	0	109	109
Nursing, Other - 511699	0	31	0	0	0	0	0	0	31
Nutritional Sciences - 260609	0	0	0	59	0	0	0	23	82
Oceanography - 400702	0	0	0	0	0	0	0	41	41
Parks, Recreation and Leisure Facilities Management - 310301	0	0	0	0	0	0	4	0	4
Parks, Recreation and Leisure Studies - 310101	0	0	0	0	0	0	0	8	8
Pharmacology, Human and Animal - 260705	0	0	0	0	0	0	8	0	8
Pharmacy (B. Pharm., Pharm.D.) - 512001	0	0	0	0	0	0	22	0	22
Philosophy - 380101	0	0	0	0	0	0	3	8	11
Physical Education Teaching and Coaching - 131314	0	30	18	66	0	0	0	82	196
Physics, General - 400801	0	0	0	6	0	0	20	3	29
Physiology, Human and Animal - 260706	0	0	0	13	0	0	0	0	13
Plant Pathology - 260305	0	0	0	5	0	0	0	0	5
Plant Protection (Pest Management) - 020408	0	0	0	24	0	0	0	0	24
Political Science, General - 451001	0	0	6	9	0	1	19	23	58
Poultry Science - 020209	0	0	0	5	0	0	0	0	5
Pre-Elementary/Early Childhood/Kindergarten Teacher Education - 131204	0	0	37	0	0	0	0	0	37
Psychology, General - 420101	0	0	0	36	0	0	61	89	186
Public Administration - 440401	0	0	81	56	0	0	0	0	137
Public Health, General - 512201	0	0	0	0	0	0	0	57	57
Public Relations and Organizational Communications - 090501	0	0	0	0	0	0	0	18	18
Science Teacher Education, General - 131316	0	0	2	0	0	0	0	25	27
Secondary Teacher Education - 131205	53	0	17	23	0	0	3	0	96
Social Science Teacher Education - 131317	0	22	0	0	0	0	0	0	22
Social Sciences, General - 450101	0	0	0	0	1	0	0	0	1
Social Work - 440701	0	0	80	0	0	1	0	102	183
Sociology - 451101	0	0	56	64	0	1	10	0	131
Spanish Language and Literature - 160905	0	0	0	0	0	0	4	0	4
Special Education, General - 131001	0	16	24	13	0	0	0	65	118
Speech-Language Pathology - 510203	0	0	0	0	33	0	0	0	33
Speech-Language Pathology and Audiology - 510204	0	0	0	0	0	0	47	47	94
Taxation - 521601	0	0	0	6	0	0	12	0	18
Teacher Education, Specific Academic & Vocational Programs, Other - 1313	0	12	0	2	0	0	0	0	14
Technical Teacher Education (Vocational) - 131319	0	0	0	56	0	0	0	0	56
Technology Teacher Education/Industrial Arts Teacher Education - 131309	0	0	3	0	0	0	0	8	11
Veterinary Clinical Sciences (M.S., Ph.D.) - 512501	0	0	0	31	0	0	0	0	31

**ON-CAMPUS GRADUATE HEADCOUNT ENROLLMENT**  
**BY PROGRAM CATEGORY**  
**FALL, 1997-98 (CONTINUED)**

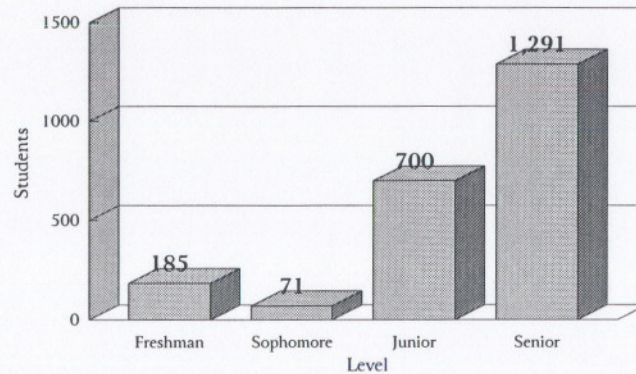
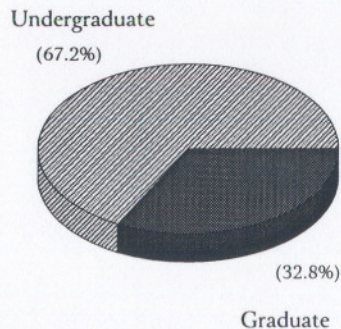
Six Digit CIP Program Category	ASU	DSU	JSU	MSU	MUW	MVSU	UM	USM	Total
Veterinary Medicine (D.V.M.) - 512401	0	0	0	185	0	0	0	0	185
Visual and Performing Arts - 500101	0	0	0	0	0	0	10	0	10
Vocational Rehabilitation Counseling - 512310	0	0	28	0	0	0	0	0	28
Water Quality and Wastewater Treatment Technology/Technician - 150506	0	0	0	0	0	10	0	0	10
Wildlife and Wildlands Management - 030601	0	0	0	36	0	0	0	0	36
Wood Science and Pulp/Paper Technology - 030509	0	0	0	16	0	0	0	0	16
Unclassified - 000000	202	94	142	349	115	1	110	198	1,211
<b>TOTAL</b>	<b>314</b>	<b>547</b>	<b>1,128</b>	<b>2,635</b>	<b>215</b>	<b>38</b>	<b>2,114</b>	<b>2,344</b>	<b>9,335</b>

# Off-Campus



**OFF-CAMPUS HEADCOUNT ENROLLMENT  
BY LEVEL  
FALL, 1997-98**

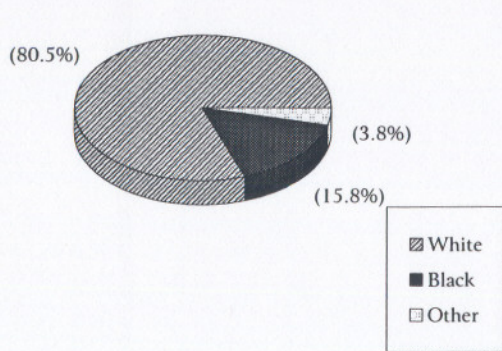
<b>Institution</b>	<b>Freshman</b>	<b>Sophomore</b>	<b>Junior</b>	<b>Senior</b>	<b>Undergraduate</b>		<b>Graduate</b>		<b>Total</b>
DSU - Greenville	24	3	7	21	55	63.2%	32	36.8%	87
MSU - Meridian	14	33	155	279	481	61.7%	298	38.3%	779
MSU - Vicksburg Engineering	0	0	0	0	0	0.0%	60	100.0%	60
MSU - Stennis Center	0	0	0	0	0	0.0%	18	100.0%	18
MVSU - Greenwood	112	12	6	10	140	100.0%	0	0.0%	140
UM - Jackson	0	0	0	0	0	0.0%	30	100.0%	30
UM - Tupelo	28	15	51	111	205	63.9%	116	36.1%	321
UM - Yellow Creek	0	0	0	0	0	0.0%	18	100.0%	18
UM - Jackson Engineering	0	0	0	0	0	0.0%	59	100.0%	59
UM - Southaven	7	8	66	81	162	79.0%	43	21.0%	205
USM - Gulf Coast	0	0	412	788	1,200	74.0%	422	26.0%	1,622
USM - Jackson	0	0	3	1	4	100.0%	0	0.0%	4
<b>TOTAL</b>	<b>185</b>	<b>71</b>	<b>700</b>	<b>1,291</b>	<b>2,247</b>	<b>67.2%</b>	<b>1,096</b>	<b>32.8%</b>	<b>3,343</b>



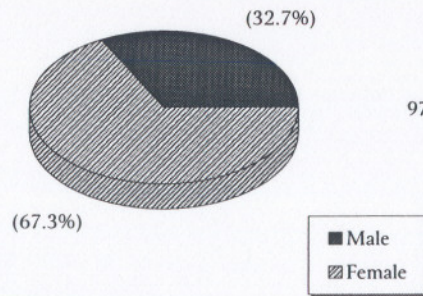
## OFF-CAMPUS HEADCOUNT ENROLLMENT BY ETHNICITY, BY GENDER, AND BY RESIDENCE FALL, 1997-98

Institution	White	Black	Other	Male	Female	Resident	Nonresident	Total
DSU - Greenville	45 51.7%	42 48.3%	0 0.0%	24 27.6%	63 72.4%	87 100.0%	0 0.0%	87
MSU - Meridian	597 76.6%	142 18.2%	40 5.1%	230 29.5%	549 70.5%	762 97.8%	17 2.2%	779
MSU - Vicksburg Engineering	52 86.7%	7 11.7%	1 1.7%	41 68.3%	19 31.7%	60 100.0%	0 0.0%	60
MSU - Stennis Center	18 100.0%	0 0.0%	0 0.0%	13 72.2%	5 27.8%	13 72.2%	5 27.8%	18
MVSU - Greenwood	34 24.3%	106 75.7%	0 0.0%	36 25.7%	104 74.3%	139 99.3%	1 0.7%	140
UM - Jackson	25 83.3%	5 16.7%	0 0.0%	9 30.0%	21 70.0%	28 93.3%	2 6.7%	30
UM - Tupelo	290 90.3%	27 8.4%	4 1.2%	86 26.8%	235 73.2%	317 98.8%	4 1.2%	321
UM - Yellow Creek	18 100.0%	0 0.0%	0 0.0%	2 11.1%	16 88.9%	18 100.0%	0 0.0%	18
UM - Jackson Engineering	50 84.7%	5 8.5%	4 6.8%	45 76.3%	14 23.7%	58 98.3%	1 1.7%	59
UM - Southaven	179 87.3%	26 12.7%	0 0.0%	56 27.3%	149 72.7%	189 92.2%	16 7.8%	205
USM - Gulf Coast	1,379 85.0%	166 10.2%	77 4.7%	548 33.8%	1,074 66.2%	1,591 98.1%	31 1.9%	1,622
USM - Jackson	3 75.0%	1 25.0%	0 0.0%	3 75.0%	1 25.0%	4 100.0%	0 0.0%	4
<b>TOTAL</b>	<b>2,690 80.5%</b>	<b>527 15.8%</b>	<b>126 3.8%</b>	<b>1,093 32.7%</b>	<b>2,250 67.3%</b>	<b>3,266 97.7%</b>	<b>77 2.3%</b>	<b>3,343</b>

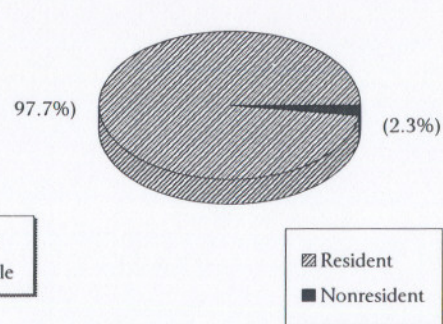
**Ethnicity**



**Gender**

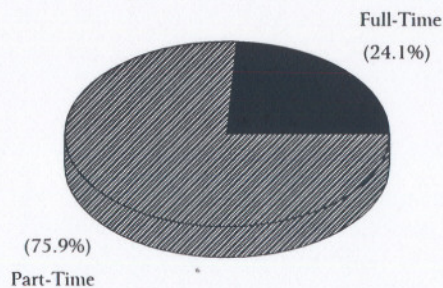


**Residence**



**OFF-CAMPUS HEADCOUNT ENROLLMENT AND FULL-TIME EQUIVALENT (FTE) ENROLLMENT  
BY LEVEL AND BY FULL-TIME AND PART-TIME  
FALL, 1997-98**

Institution	Headcount				Full-Time Equivalent				FTE Percent Of Headcount
	Full-Time	Part-Time	Total	Percent Part-Time	Lower	Upper	Graduate	Total	
DSU - Greenville	0	87	87	100.0	6.4	5.8	8.5	20.7	23.8
MSU - Meridian	233	546	779	70.1	17.7	240.0	133.8	391.5	50.3
MSU - Vicksburg Engineering	1	59	60	98.3	0.0	0.0	15.7	15.7	26.2
MSU - Stennis Center	0	18	18	100.0	0.0	0.0	4.5	4.5	25.0
MVSU - Greenwood	6	134	140	95.7	46.0	4.9	0.0	50.9	36.4
UM - Jackson	0	30	30	100.0	0.0	0.0	13.3	13.3	44.3
UM - Tupelo	19	302	321	94.1	10.8	49.6	40.0	100.4	31.3
UM - Yellow Creek	0	18	18	100.0	0.0	0.0	5.3	5.3	29.4
UM - Jackson Engineering	1	58	59	98.3	0.0	0.0	16.1	16.1	27.3
UM - Southaven	16	189	205	92.2	3.7	56.8	15.3	75.8	37.0
USM - Gulf Coast	528	1,094	1,622	67.4	0.0	705.9	163.3	869.2	53.6
USM - Jackson	0	4	4	100.0	0.0	1.0	0.0	1.0	25.0
<b>TOTAL</b>	<b>804</b>	<b>2,539</b>	<b>3,343</b>	<b>75.9</b>	<b>84.6</b>	<b>1064.0</b>	<b>415.8</b>	<b>1564.4</b>	<b>46.8</b>



**OFF-CAMPUS HEADCOUNT ENROLLMENT  
BY PROGRAM CATEGORY  
FALL, 1997-98**

<u>Six Digit CIP Program Category</u>	<u>DSU Greenville</u>	<u>MSU Meridian</u>	<u>MSU Vicksburg</u>	<u>MSU Stennis</u>	<u>MVSU Greenwood</u>	<u>UM Jackson</u>
Accounting - 520301	2	4	0	0	4	0
Adult and Continuing Education Administration - 130403	0	0	0	0	0	0
Aerospace, Aeronautical and Astronautical Engineering - 140201	0	0	0	1	0	0
Agricultural Teacher Education (Vocational) - 131301	0	5	0	0	0	0
American Studies/Civilization - 050102	0	0	0	0	0	0
Anthropology - 450201	0	0	0	0	0	0
Biological Sciences/Life Sciences, Other - 269999	0	0	0	0	0	0
Biology, General - 260101	2	1	0	0	2	0
Business Administration and Management, General - 520201	3	208	0	0	7	0
Business Marketing and Marketing Management - 521401	3	1	0	0	0	0
Business Teacher Education (Vocational) - 131303	0	1	0	0	0	0
Business, General - 520101	5	0	0	0	0	0
Business/Managerial Economics - 520601	0	0	0	0	0	0
Chemical Engineering - 140701	0	0	0	1	0	0
Chemistry, General - 400501	0	0	0	0	0	0
Civil Engineering, General - 140801	0	2	20	1	0	0
Communications, General - 090101	0	0	0	0	0	0
Computer Engineering Technology/Technician - 150301	0	0	0	0	0	0
Computer and Information Sciences, General - 110101	0	0	7	0	0	0
Counselor Education Counseling and Guidance Services - 131101	2	65	0	0	0	0
Court Reporter - 520405	0	0	0	0	0	0
Criminal Justice Studies - 430104	0	0	0	0	17	0
Criminal Justice/Law Enforcement Administration - 430103	0	0	0	0	16	0
Curriculum and Instruction - 130301	0	0	0	0	0	1
Dietetics/Human Nutritional Services - 190503	0	0	0	0	0	0
Education Administration and Supervision, General - 130401	4	8	0	0	0	0
Education of the Deaf and Hearing Impaired - 131003	0	0	0	0	0	0
Education, General - 130101	2	32	0	0	0	29
Education, Other - 139999	0	0	0	0	0	0
Educational Psychology - 130802	0	2	0	0	0	0
Electrical, Electronic and Communications Eng. Tech./Technician - 150303	0	0	0	0	0	0
Electrical, Electronics and Communication Engineering - 141001	0	1	0	6	0	0
Elementary Teacher Education - 131202	16	162	0	0	46	0

**OFF-CAMPUS HEADCOUNT ENROLLMENT**  
**BY PROGRAM CATEGORY**  
**FALL, 1997-98 (CONTINUED)**

Six Digit CIP Program Category	DSU Greenville	MSU Meridian	MSU Vicksburg	MSU Stennis	MVSU Greenwood	UM Jackson
Engineering Science - 141301	0	0	0	0	0	0
Engineering, General - 140101	0	0	1	0	0	0
English Language and Literature, General - 230101	0	2	0	0	1	0
English Teacher Education - 131305	2	0	0	0	0	0
Exercise Sciences/Physiology and Movement Studies - 310505	0	0	0	0	0	0
Finance, General - 520801	2	1	0	0	0	0
Foreign Languages Teacher Education - 131306	0	0	0	0	0	0
Forest Harvesting and Production Technology/Technician - 030401	0	0	1	0	0	0
Health and Physical Education, General - 310501	0	0	0	0	0	0
Higher Education Administration - 130406	0	0	0	0	0	0
History, General - 450801	0	1	0	0	0	0
Home Economics, General - 190101	1	0	0	0	0	0
Hotel/Motel and Restaurant Management - 520902	0	0	0	0	0	0
Human Resources Management - 521001	0	0	0	0	0	0
Industrial/Manufacturing Engineering - 141701	0	0	2	2	0	0
Industrial/Manufacturing Technology/Technician - 150603	0	4	0	0	2	0
Insurance and Risk Management - 520805	0	0	0	0	0	0
Interior Architecture - 040501	0	0	0	0	0	0
Journalism - 090401	0	0	0	0	0	0
Landscaping Operations and Management - 010605	0	1	0	0	0	0
Law (LL.B., J.D.) - 220101	0	0	0	0	0	0
Liberal Arts and Sciences/Liberal Studies - 240101	0	60	0	0	0	0
Library Science/Librarianship - 250101	0	0	0	0	0	0
Management Information Systems & Bus. Data Processing, Gen. - 521201	1	2	0	0	0	0
Mathematics - 270101	0	0	0	0	0	0
Mathematics Teacher Education - 131311	1	0	0	0	0	0
Mechanical Engineering - 141901	0	0	0	2	0	0
Mechanical Engineering/Mechanical Technology/Technician - 150805	0	0	0	0	0	0
Medical Technology - 511005	0	0	0	0	0	0
Multi/Interdisciplinary Studies, Other - 309999	0	1	0	0	0	0
Music Teacher Education - 131312	0	1	0	0	0	0
Music, General - 500901	0	0	0	0	0	0

**OFF-CAMPUS HEADCOUNT ENROLLMENT  
BY PROGRAM CATEGORY  
FALL, 1997-98 (CONTINUED)**

Six Digit CIP Program Category	DSU Greenville	MSU Meridian	MSU Vicksburg	MSU Stennis	MVSU Greenwood	UM Jackson
Nursing (R.N. Training) - 511601	0	0	0	0	0	0
Nursing Administration (Post-R.N.) - 511602	0	0	0	0	0	0
Nutritional Sciences - 260609	0	0	0	0	0	0
Oceanography - 400702	0	0	0	0	0	0
Paralegal/Legal Assistant - 220103	0	0	0	0	0	0
Parks, Recreation and Leisure Studies - 310101	0	0	0	0	0	0
Physical Education Teaching and Coaching - 131314	1	1	0	0	1	0
Political Science, General - 451001	0	1	0	0	0	0
Psychology, General - 420101	0	0	0	0	0	0
Public Health, General - 512201	0	0	0	0	0	0
Public Relations and Organizational Communications - 090501	0	0	0	0	0	0
Radio and Television Broadcasting - 090701	0	0	0	0	0	0
Real Estate - 521501	0	0	0	0	0	0
Science Teacher Education, General - 131316	0	0	0	0	0	0
Secondary Teacher Education - 131205	0	36	0	0	0	0
Social Science Teacher Education - 131317	1	0	0	0	0	0
Social Sciences, General - 450101	2	0	0	0	0	0
Social Work - 440701	0	39	0	0	9	0
Sociology - 451101	0	2	0	0	6	0
Special Education, General - 131001	7	2	0	0	0	0
Speech and Rhetorical Studies - 231001	0	0	0	0	1	0
Speech-Language Pathology and Audiology - 510204	1	0	0	0	0	0
Teacher Ed., Specific Academic & Vocational Programs, Other - 131399	1	2	0	0	0	0
Technical Teacher Education (Vocational) - 131319	0	4	0	0	0	0
Technology Teacher Education/Industrial Arts Teacher Education - 131309	0	0	0	0	0	0
Visual and Performing Arts - 500101	0	1	0	0	0	0
Water Quality and Wastewater Treatment Technology/Technician - 15050	0	0	0	0	1	0
Unclassified - 000000	28	126	29	5	27	0
<b>TOTAL</b>	<b>87</b>	<b>779</b>	<b>60</b>	<b>18</b>	<b>140</b>	<b>30</b>

**OFF-CAMPUS HEADCOUNT ENROLLMENT  
BY PROGRAM CATEGORY  
FALL, 1997-98 (CONTINUED)**

Six Digit CIP Program Category	UM Tupelo	UM Yellow Creek	UM Jackson Eng.	UM Southaven	USM Gulf Coast	USM Jackson	Total
Accounting - 520301	46	0	0	21	141	0	218
Adult and Continuing Education Administration - 130403	0	0	0	0	18	0	18
Aerospace, Aeronautical and Astronautical Engineering - 140201	0	0	0	0	0	0	1
Agricultural Teacher Education (Vocational) - 131301	0	0	0	0	0	0	5
American Studies/Civilization - 050102	0	0	0	0	3	0	3
Anthropology - 450201	1	0	0	0	0	0	1
Biological Sciences/Life Sciences, Other - 269999	3	0	0	0	0	0	3
Biology, General - 260101	0	0	0	1	6	0	12
Business Administration and Management, General - 520201	17	0	0	9	211	0	455
Business Marketing and Marketing Management - 521401	6	0	0	2	3	0	15
Business Teacher Education (Vocational) - 131303	0	0	0	0	0	0	1
Business, General - 520101	27	0	0	11	0	0	43
Business/Managerial Economics - 520601	0	0	0	0	1	0	1
Chemical Engineering - 140701	0	0	0	0	0	0	1
Chemistry, General - 400501	0	0	0	0	1	0	1
Civil Engineering, General - 140801	0	0	0	0	0	0	23
Communications, General - 090101	0	0	0	0	6	0	6
Computer Engineering Technology/Technician - 150301	0	0	0	0	3	0	3
Computer and Information Sciences, General - 110101	0	0	0	0	102	0	109
Counselor Education Counseling and Guidance Services - 131101	0	0	0	0	22	0	89
Court Reporter - 520405	1	0	0	0	0	0	1
Criminal Justice Studies - 430104	0	0	0	0	55	0	72
Criminal Justice/Law Enforcement Administration - 430103	0	0	0	6	0	0	22
Curriculum and Instruction - 130301	37	12	0	26	36	0	112
Dietetics/Human Nutritional Services - 190503	0	0	0	0	1	0	1
Education Administration and Supervision, General - 130401	7	1	0	2	30	0	52
Education of the Deaf and Hearing Impaired - 131003	0	0	0	0	1	0	1
Education, General - 130101	2	0	0	2	18	0	85
Education, Other - 139999	0	0	0	0	20	0	20
Educational Psychology - 130802	8	0	0	2	0	0	12
Electrical, Electronic and Communications Eng. Tech./Technician - 150303	0	0	0	0	20	0	20
Electrical, Electronics and Communication Engineering - 141001	1	0	0	0	0	0	8
Elementary Teacher Education - 131202	19	0	0	23	216	0	482

**OFF-CAMPUS HEADCOUNT ENROLLMENT  
BY PROGRAM CATEGORY  
FALL, 1997-98 (CONTINUED)**

<u>Six Digit CIP Program Category</u>	<u>UM Tupelo</u>	<u>UM Yellow Creek</u>	<u>UM Jackson Eng.</u>	<u>UM Southaven</u>	<u>USM Gulf Coast</u>	<u>USM Jackson</u>	<u>Total</u>
Engineering Science - 141301	0	0	32	0	0	0	32
Engineering, General - 140101	0	0	0	0	0	0	1
English Language and Literature, General - 230101	2	0	0	3	47	0	55
English Teacher Education - 131305	0	0	0	0	0	0	2
Exercise Sciences/Physiology and Movement Studies - 310505	0	0	0	1	0	0	1
Finance, General - 520801	4	0	0	4	4	0	15
Foreign Languages Teacher Education - 131306	0	0	0	0	1	0	1
Forest Harvesting and Production Technology/Technician - 030401	0	0	0	0	0	0	1
Health and Physical Education, General - 310501	0	0	0	0	1	0	1
Higher Education Administration - 130406	1	0	0	0	0	0	1
History, General - 450801	3	0	0	1	43	0	48
Home Economics, General - 190101	0	0	0	0	0	0	1
Hotel/Motel and Restaurant Management - 520902	0	0	0	0	14	0	14
Human Resources Management - 521001	0	0	0	0	1	0	1
Industrial/Manufacturing Engineering - 141701	0	0	0	0	0	0	4
Industrial/Manufacturing Technology/Technician - 150603	0	0	0	0	0	0	6
Insurance and Risk Management - 520805	1	0	0	2	0	0	3
Interior Architecture - 040501	0	0	0	0	1	0	1
Journalism - 090401	1	0	0	1	0	0	2
Landscaping Operations and Management - 010605	0	0	0	0	0	0	1
Law (LL.B., J.D.) - 220101	1	0	0	0	0	0	1
Liberal Arts and Sciences/Liberal Studies - 240101	0	0	0	0	0	0	60
Library Science/Librarianship - 250101	0	0	0	0	23	0	23
Management Information Systems & Bus. Data Processing, Gen. - 521201	1	0	0	2	30	0	36
Mathematics - 270101	2	0	0	0	26	0	28
Mathematics Teacher Education - 131311	0	0	0	0	0	0	1
Mechanical Engineering - 141901	0	0	0	0	0	0	2
Mechanical Engineering/Mechanical Technology/Technician - 150805	0	0	0	0	2	0	2
Medical Technology - 511005	0	0	0	0	2	0	2
Multi/Interdisciplinary Studies, Other - 309999	0	0	0	0	0	0	1
Music Teacher Education - 131312	0	0	0	0	2	0	3
Music, General - 500901	0	0	0	0	1	0	1




**OFF-CAMPUS HEADCOUNT ENROLLMENT**  
**BY PROGRAM CATEGORY**  
**FALL, 1997-98 (CONTINUED)**

<b>Six Digit CIP Program Category</b>	<b>UM Tupelo</b>	<b>UM Yellow Creek</b>	<b>UM Jackson Eng.</b>	<b>UM Southaven</b>	<b>USM Gulf Coast</b>	<b>USM Jackson</b>	<b>Total</b>
Nursing (R.N. Training) - 511601	0	0	0	0	14	0	14
Nursing Administration (Post-R.N.) - 511602	0	0	0	0	6	0	6
Nutritional Sciences - 260609	0	0	0	0	1	0	1
Oceanography - 400702	0	0	0	0	4	0	4
Paralegal/Legal Assistant - 220103	0	0	0	0	24	0	24
Parks, Recreation and Leisure Studies - 310101	1	0	0	0	0	0	1
Physical Education Teaching and Coaching - 131314	0	0	0	0	1	0	4
Political Science, General - 451001	1	0	0	3	20	0	25
Psychology, General - 420101	1	0	0	0	129	0	130
Public Health, General - 512201	0	0	0	0	5	0	5
Public Relations and Organizational Communications - 090501	0	0	0	0	18	0	18
Radio and Television Broadcasting - 090701	0	0	0	0	1	0	1
Real Estate - 521501	0	0	0	1	1	0	2
Science Teacher Education, General - 131316	0	0	0	0	2	0	2
Secondary Teacher Education - 131205	0	0	0	0	0	0	36
Social Science Teacher Education - 131317	0	0	0	0	0	0	1
Social Sciences, General - 450101	0	0	0	0	0	0	2
Social Work - 440701	0	0	0	0	18	0	66
Sociology - 451101	3	0	0	0	0	0	11
Special Education, General - 131001	8	0	0	4	70	0	91
Speech and Rhetorical Studies - 231001	0	0	0	0	0	0	1
Speech-Language Pathology and Audiology - 510204	0	0	0	0	2	0	3
Teacher Ed., Specific Academic & Vocational Programs, Other - 131399	0	0	0	0	0	0	3
Technical Teacher Education (Vocational) - 131319	0	0	0	0	0	0	4
Technology Teacher Education/Industrial Arts Teacher Education - 131309	0	0	0	0	65	3	68
Visual and Performing Arts - 500101	0	0	0	0	1	0	2
Water Quality and Wastewater Treatment Technology/Technician - 150506	0	0	0	0	0	0	1
Unclassified - 000000	116	5	27	78	128	1	570
<b>TOTAL</b>	<b>321</b>	<b>18</b>	<b>59</b>	<b>205</b>	<b>1,622</b>	<b>4</b>	<b>3,343</b>

**OFF-CAMPUS GRADUATE HEADCOUNT ENROLLMENT  
BY ACADEMIC PROGRAM LEVELS AND BY FULL-TIME AND PART-TIME  
FALL, 1997-98**

Institution	Master's Program			Specialist Program			Doctoral Program			First Professional			Unclassified			Total All Programs
	Full Time	Part Time	Total	Full Time	Part Time	Total	Full Time	Part Time	Total	Full Time	Part Time	Total	Full Time	Part Time	Total	
DSU - Greenville	0	30	30	0	0	0	0	2	2	0	0	0	0	0	0	32
MSU - Meridian	35	116	151	6	23	29	0	4	4	0	0	0	13	101	114	298
MSU - Vicksburg Engineering	0	28	28	0	0	0	0	3	3	0	0	0	1	28	29	60
MSU - Stennis Center	0	11	11	0	0	0	0	2	2	0	0	0	0	5	5	18
UM - Jackson	0	2	2	0	0	0	0	28	28	0	0	0	0	0	0	30
UM - Tupelo	10	61	71	0	0	0	0	2	2	0	1	1	0	42	42	116
UM - Yellow Creek	0	13	13	0	0	0	0	0	0	0	0	0	0	5	5	18
UM - Jackson Engineering	1	24	25	0	0	0	0	1	1	0	0	0	0	33	33	59
UM - Southaven	0	30	30	0	1	1	0	2	2	0	0	0	1	9	10	43
USM - Gulf Coast	33	301	334	2	11	13	0	10	10	0	0	0	2	63	65	422
<b>TOTAL</b>	<b>79</b>	<b>616</b>	<b>695</b>	<b>8</b>	<b>35</b>	<b>43</b>	<b>0</b>	<b>54</b>	<b>54</b>	<b>0</b>	<b>1</b>	<b>1</b>	<b>17</b>	<b>286</b>	<b>303</b>	<b>1,096</b>



**OFF-CAMPUS GRADUATE HEADCOUNT ENROLLMENT  
BY PROGRAM CATEGORY  
FALL, 1997-98**

Six Digit CIP Program Category	DSU Greenville	MSU Meridian	MSU Vicksburg	MSU Stennis	MVSU Greenwood	UM Jackson
Accounting - 520301	0	2	0	0	0	0
Adult and Continuing Education Administration - 130403	0	0	0	0	0	0
Aerospace, Aeronautical and Astronautical Engineering - 140201	0	0	0	1	0	0
Agricultural Teacher Education (Vocational) - 131301	0	4	0	0	0	0
Business Administration and Management, General - 520201	1	31	0	0	0	0
Chemical Engineering - 140701	0	0	0	1	0	0
Civil Engineering, General - 140801	0	1	20	1	0	0
Communications, General - 090101	0	0	0	0	0	0
Computer and Information Sciences, General - 110101	0	0	7	0	0	0
Counselor Education Counseling and Guidance Services - 131101	2	65	0	0	0	0
Criminal Justice Studies - 430104	0	0	0	0	0	0
Curriculum and Instruction - 130301	0	0	0	0	0	1
Education Administration and Supervision, General - 130401	4	8	0	0	0	0
Education, General - 130101	2	32	0	0	0	29
Education, Other - 139999	0	0	0	0	0	0
Educational Psychology - 130802	0	0	0	0	0	0
Electrical, Electronics and Communication Engineering - 141001	0	1	0	6	0	0
Elementary Teacher Education - 131202	7	23	0	0	0	0
Engineering Science - 141301	0	0	0	0	0	0
Engineering, General - 140101	0	0	1	0	0	0
English Language and Literature, General - 230101	0	1	0	0	0	0
English Teacher Education - 131305	1	0	0	0	0	0
Foreign Languages Teacher Education - 131306	0	0	0	0	0	0
Forest Harvesting and Production Technology/Technician - 030401	0	0	1	0	0	0
Higher Education Administration - 130406	0	0	0	0	0	0
History, General - 450801	0	0	0	0	0	0
Industrial/Manufacturing Engineering - 141701	0	0	2	2	0	0
Journalism - 090401	0	0	0	0	0	0
Law (LL.B., J.D.) - 220101	0	0	0	0	0	0
Library Science/Librarianship - 250101	0	0	0	0	0	0
Management Information Systems & Bus. Data Processing, Gen. - 521201	0	1	0	0	0	0
Mechanical Engineering - 141901	0	0	0	2	0	0
Music Teacher Education - 131312	0	0	0	0	0	0

**OFF-CAMPUS GRADUATE HEADCOUNT ENROLLMENT**  
**BY PROGRAM CATEGORY**  
**FALL, 1997-98 (CONTINUED)**

<b>Six Digit CIP Program Category</b>	<b>DSU Greenville</b>	<b>MSU Meridian</b>	<b>MSU Vicksburg</b>	<b>MSU Stennis</b>	<b>MVSU Greenwood</b>	<b>UM Jackson</b>
Nursing Administration (Post-R.N.) - 511602	0	0	0	0	0	0
Nutritional Sciences - 260609	0	0	0	0	0	0
Oceanography - 400702	0	0	0	0	0	0
Physical Education Teaching and Coaching - 131314	1	0	0	0	0	0
Political Science, General - 451001	0	0	0	0	0	0
Public Health, General - 512201	0	0	0	0	0	0
Public Relations and Organizational Communications - 090501	0	0	0	0	0	0
Science Teacher Education, General - 131316	0	0	0	0	0	0
Secondary Teacher Education - 131205	0	10	0	0	0	0
Social Work - 440701	0	0	0	0	0	0
Special Education, General - 131001	3	0	0	0	0	0
Technical Teacher Education (Vocational) - 131319	0	3	0	0	0	0
Technology Teacher Education/Industrial Arts Teacher Education - 131309	0	0	0	0	0	0
Unclassified - 000000	11	116	29	5	0	0
<b>TOTAL</b>	<b>32</b>	<b>298</b>	<b>60</b>	<b>18</b>	<b>0</b>	<b>30</b>

**OFF-CAMPUS GRADUATE HEADCOUNT ENROLLMENT  
BY PROGRAM CATEGORY  
FALL, 1997-98 (CONTINUED)**

Six Digit CIP Program Category	UM Tupelo	UM Yellow Creek	UM Jackson Eng.	UM Southaven	USM Gulf Coast	Total
Accounting - 520301	0	0	0	0	8	10
Adult and Continuing Education Administration - 130403	0	0	0	0	18	18
Aerospace, Aeronautical and Astronautical Engineering - 140201	0	0	0	0	0	1
Agricultural Teacher Education (Vocational) - 131301	0	0	0	0	0	4
Business Administration and Management, General - 520201	16	0	0	0	37	85
Chemical Engineering - 140701	0	0	0	0	0	1
Civil Engineering, General - 140801	0	0	0	0	0	22
Communications, General - 090101	0	0	0	0	5	5
Computer and Information Sciences, General - 110101	0	0	0	0	16	23
Counselor Education Counseling and Guidance Services - 131101	0	0	0	0	22	89
Criminal Justice Studies - 430104	0	0	0	0	13	13
Curriculum and Instruction - 130301	37	12	0	26	36	112
Education Administration and Supervision, General - 130401	7	1	0	2	30	52
Education, General - 130101	2	0	0	2	18	85
Education, Other - 139999	0	0	0	0	20	20
Educational Psychology - 130802	8	0	0	2	0	10
Electrical, Electronics and Communication Engineering - 141001	0	0	0	0	0	7
Elementary Teacher Education - 131202	0	0	0	0	0	30
Engineering Science - 141301	0	0	32	0	0	32
Engineering, General - 140101	0	0	0	0	0	1
English Language and Literature, General - 230101	1	0	0	0	5	7
English Teacher Education - 131305	0	0	0	0	0	1
Foreign Languages Teacher Education - 131306	0	0	0	0	1	1
Forest Harvesting and Production Technology/Technician - 030401	0	0	0	0	0	1
Higher Education Administration - 130406	1	0	0	0	0	1
History, General - 450801	1	0	0	0	9	10
Industrial/Manufacturing Engineering - 141701	0	0	0	0	0	4
Journalism - 090401	0	0	0	1	0	1
Law (LL.B., J.D.) - 220101	1	0	0	0	0	1
Library Science/Librarianship - 250101	0	0	0	0	16	16
Management Information Systems & Bus. Data Processing, Gen. - 521201	0	0	0	0	0	1
Mechanical Engineering - 141901	0	0	0	0	0	2
Music Teacher Education - 131312	0	0	0	0	1	1

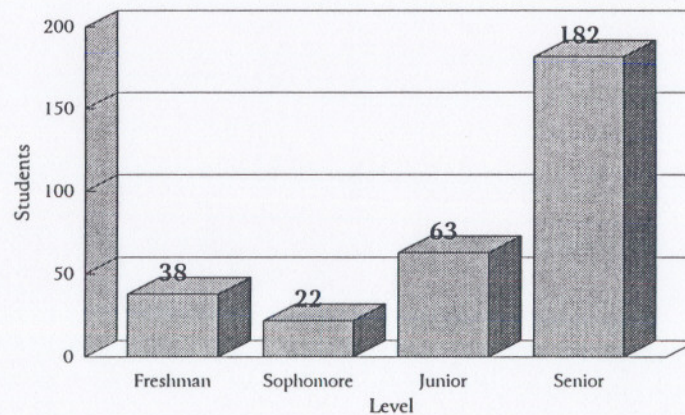
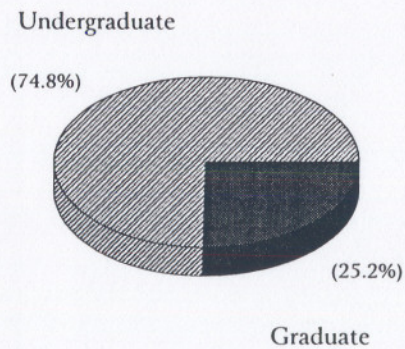
**OFF-CAMPUS GRADUATE HEADCOUNT ENROLLMENT  
BY PROGRAM CATEGORY  
FALL, 1997-98 (CONTINUED)**

<u>Six Digit CIP Program Category</u>	<u>UM Tupelo</u>	<u>UM Yellow Creek</u>	<u>UM Jackson Eng.</u>	<u>UM Southaven</u>	<u>USM Gulf Coast</u>	<u>Total</u>
Nursing Administration (Post-R.N.) - 511602	0	0	0	0	6	6
Nutritional Sciences - 260609	0	0	0	0	1	1
Oceanography - 400702	0	0	0	0	4	4
Physical Education Teaching and Coaching - 131314	0	0	0	0	0	1
Political Science, General - 451001	0	0	0	0	10	10
Public Health, General - 512201	0	0	0	0	4	4
Public Relations and Organizational Communications - 090501	0	0	0	0	18	18
Science Teacher Education, General - 131316	0	0	0	0	2	2
Secondary Teacher Education - 131205	0	0	0	0	0	10
Social Work - 440701	0	0	0	0	16	16
Special Education, General - 131001	0	0	0	0	39	42
Technical Teacher Education (Vocational) - 131319	0	0	0	0	0	3
Technology Teacher Education/Industrial Arts Teacher Education - 131309	0	0	0	0	1	1
Unclassified - 000000	42	5	27	10	66	311
<b>TOTAL</b>	<b>116</b>	<b>18</b>	<b>59</b>	<b>43</b>	<b>422</b>	<b>1,096</b>

# Other Locations

**OTHER LOCATION HEADCOUNT ENROLLMENT  
BY LEVEL  
FALL, 1997-98**

<u>Institution</u>	<u>Freshman</u>	<u>Sophomore</u>	<u>Junior</u>	<u>Senior</u>	<u>Undergraduate</u>	<u>Graduate</u>	<u>Total</u>
DSU - Other Locations	11	2	1	5	19 65.5%	10 34.5%	29
JSU - Other Locations	6	0	0	0	6 85.7%	1 14.3%	7
MUW - Other Locations	15	15	56	129	215 95.6%	10 4.4%	225
UM - Other Locations	6	5	6	47	64 47.8%	70 52.2%	134
USM - Other Locations	0	0	0	1	1 7.7%	12 92.3%	13
<b>TOTAL</b>	<b>38</b>	<b>22</b>	<b>63</b>	<b>182</b>	<b>305 74.8%</b>	<b>103 25.2%</b>	<b>408</b>

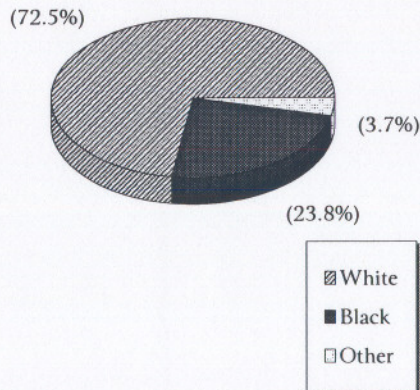




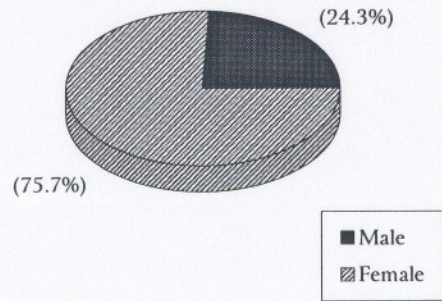
## OTHER LOCATION HEADCOUNT ENROLLMENT BY ETHNICITY, BY GENDER, AND BY RESIDENCE FALL, 1997-98

Institution	White	Black	Other	Male	Female	Resident	Nonresident	Total
DSU - Other Locations	18 62.1%	11 37.9%	0 0.0%	5 17.2%	24 82.8%	27 93.1%	2 6.9%	29
JSU - Other Locations	2 28.6%	0 0.0%	5 71.4%	2 28.6%	5 71.4%	2 28.6%	5 71.4%	7
MUW - Other Locations	154 68.4%	64 28.4%	7 3.1%	35 15.6%	190 84.4%	220 97.8%	5 2.2%	225
UM - Other Locations	110 82.1%	21 15.7%	3 2.2%	55 41.0%	79 59.0%	93 69.4%	41 30.6%	134
USM - Other Locations	12 92.3%	1 7.7%	0 0.0%	2 15.4%	11 84.6%	13 100.0%	0 0.0%	13
<b>TOTAL</b>	<b>296 72.5%</b>	<b>97 23.8%</b>	<b>15 3.7%</b>	<b>99 24.3%</b>	<b>309 75.7%</b>	<b>355 87.0%</b>	<b>53 13.0%</b>	<b>408</b>

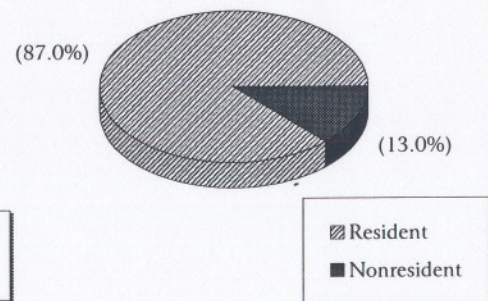
Ethnicity



Gender

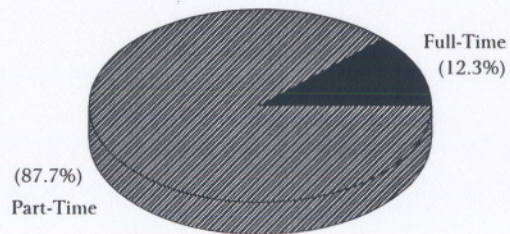


Residence



**OTHER LOCATION HEADCOUNT ENROLLMENT AND FULL-TIME EQUIVALENT (FTE) ENROLLMENT  
BY LEVEL AND BY FULL-TIME AND PART-TIME  
FALL, 1997-98**

Institution	Headcount				Full-Time Equivalent				FTE Percent Of Headcount
	Full-Time	Part-Time	Total	Percent Part-Time	Lower	Upper	Graduate	Total	
DSU - Other Locations	0	29	29	100.0	3.3	1.3	2.5	7.1	24.5
JSU - Other Locations	4	3	7	42.9	4.4	0	0.3	4.7	67.1
MUW - Other Locations	30	195	225	86.7	8	66.5	3.8	78.3	34.8
UM - Other Locations	16	118	134	88.1	6	30.2	24	60.2	44.9
USM - Other Locations	0	13	13	100.0	0	0.2	3	3.2	24.6
<b>TOTAL</b>	<b>50</b>	<b>358</b>	<b>408</b>	<b>87.7</b>	<b>21.7</b>	<b>98.2</b>	<b>33.6</b>	<b>153.5</b>	<b>37.6</b>



**OTHER LOCATION HEADCOUNT ENROLLMENT  
BY PROGRAM CATEGORY  
FALL, 1997-98**

<u>Six Digit CIP Program Category</u>	<u>DSU</u>	<u>JSU</u>	<u>MUW</u>	<u>UM</u>	<u>USM</u>	<u>Total</u>
Accounting - 520301	1	0	5	0	0	6
Biology, General - 260101	0	0	2	1	0	3
Business Administration and Management, General - 520201	1	0	42	0	0	43
Business Marketing and Marketing Management - 521401	2	0	0	0	0	2
Business, General - 520101	0	0	0	1	0	1
Chemistry, General - 400501	0	2	1	0	0	3
Clothing/Apparel and Textile Studies - 190901	0	0	1	0	0	1
Criminal Justice/Law Enforcement Administration - 430103	0	0	0	2	0	2
Curriculum and Instruction - 130301	0	0	0	22	4	26
Education Administration and Supervision, General - 130401	1	0	0	0	3	4
Education of the Gifted and Talented - 131004	0	0	2	0	0	2
Education, General - 130101	0	0	0	27	0	27
Elementary Teacher Education - 131202	3	0	47	0	0	50
English Language and Literature, General - 230101	0	0	3	0	0	3
English Teacher Education - 131305	1	0	0	0	0	1
Health and Physical Education, General - 310501	0	0	3	0	0	3
Higher Education Administration - 130406	0	0	0	1	0	1
History, General - 450801	0	0	1	1	0	2
Home Economics, General - 190101	1	0	0	0	0	1
Individual and Family Development Studies, General - 190701	0	0	21	0	0	21
Journalism - 090401	0	0	0	2	0	2
Library Science/Librarianship - 250101	0	0	0	0	3	3
Linguistics - 160102	0	0	0	1	0	1
Music Teacher Education - 131312	0	0	1	0	0	1
Music, General - 500901	0	0	2	0	0	2
Nursing (R.N. Training) - 511601	1	0	47	0	0	48
Paralegal/Legal Assistant - 220103	0	0	2	0	0	2
Pharmacy (B. Pharm., Pharm.D.) - 512001	0	0	0	27	0	27
Political Science, General - 451001	0	1	0	5	0	6
Psychology, General - 420101	0	0	1	1	0	2
Public Administration - 440401	0	1	0	0	0	1
Secondary Teacher Education - 131205	0	0	0	18	0	18
Social Sciences, General - 450101	0	0	3	0	0	3
Social Work - 440701	1	0	0	0	0	1
Sociology - 451101	0	2	0	0	0	2

**OTHER LOCATION HEADCOUNT ENROLLMENT**  
**By PROGRAM CATEGORY**  
**FALL, 1997-98 (CONTINUED)**

<u>Six Digit CIP Program Category</u>	<u>DSU</u>	<u>JSU</u>	<u>MUW</u>	<u>UM</u>	<u>USM</u>	<u>Total</u>
Spanish Language and Literature - 160905	0	0	0	2	0	2
Special Education, General - 131001	2	0	0	0	0	2
Speech-Language Pathology - 510203	0	0	1	0	0	1
Speech-Language Pathology and Audiology - 510204	0	0	0	1	0	1
Visual and Performing Arts - 500101	0	0	1	1	0	2
Unclassified - 000000	15	1	39	21	3	79
<b>TOTAL</b>	<b>29</b>	<b>7</b>	<b>225</b>	<b>134</b>	<b>13</b>	<b>408</b>

UMMC

UNIVERSITY OF MISSISSIPPI MEDICAL CENTER  
**HEADCOUNT ENROLLMENT**  
**BY PROGRAM CATEGORY, BY LEVEL, BY ETHNICITY, BY GENDER, AND BY RESIDENCE**  
**FALL, 1997-98**

	White	Black	Other	Male	Female	Resident	Nonresident	Full Time	Part Time	Total
Anatomy - 260601										
Master's	1	0	0	0	1	1	0	1	0	1
Doctoral	3	2	8	5	8	4	9	5	8	13
<b>Total</b>	<b>4</b>	<b>2</b>	<b>8</b>	<b>5</b>	<b>9</b>	<b>5</b>	<b>9</b>	<b>6</b>	<b>8</b>	<b>14</b>
Basic Medical Sciences, Other - 511399										
Senior	11	0	0	0	11	11	0	0	11	11
Master's	20	5	0	3	22	23	2	0	25	25
Doctoral	1	0	0	1	0	1	0	0	1	1
<b>Total</b>	<b>32</b>	<b>5</b>	<b>0</b>	<b>4</b>	<b>33</b>	<b>35</b>	<b>2</b>	<b>0</b>	<b>37</b>	<b>37</b>
Biochemistry - 260202										
Master's	0	0	1	1	0	0	1	0	1	1
Doctoral	4	0	9	9	4	2	11	0	13	13
Nondegree-Post Baccalaureate	4	0	1	2	3	5	0	0	5	5
<b>Total</b>	<b>8</b>	<b>0</b>	<b>11</b>	<b>12</b>	<b>7</b>	<b>7</b>	<b>12</b>	<b>0</b>	<b>19</b>	<b>19</b>
Clinical Psychology - 420201										
Intern	11	1	1	6	7	1	12	13	0	13
Cytotechnologist - 511002										
Junior	5	4	0	2	7	9	0	9	0	9
Senior	6	3	0	2	7	9	0	9	0	9
<b>Total</b>	<b>11</b>	<b>7</b>	<b>0</b>	<b>4</b>	<b>14</b>	<b>18</b>	<b>0</b>	<b>18</b>	<b>0</b>	<b>18</b>
Dental Hygienist - 510602										
Junior	23	4	1	0	28	28	0	28	0	28
Senior	16	0	0	0	16	16	0	16	0	16
<b>Total</b>	<b>39</b>	<b>4</b>	<b>1</b>	<b>0</b>	<b>44</b>	<b>44</b>	<b>0</b>	<b>44</b>	<b>0</b>	<b>44</b>

UNIVERSITY OF MISSISSIPPI MEDICAL CENTER  
**ON-CAMPUS HEADCOUNT ENROLLMENT**  
**BY PROGRAM CATEGORY, BY LEVEL, BY ETHNICITY, BY GENDER, AND BY RESIDENCE**  
**FALL, 1997-98 (CONTINUED)**

	White	Black	Other	Male	Female	Resident	Nonresident	Full Time	Part Time	Total
Dentistry (D.D.S., D.M.D.) - 510401										
1st Year	26	4	1	19	12	31	0	31	0	31
2nd Year	29	1	1	22	9	31	0	31	0	31
3rd Year	23	3	0	16	10	26	0	26	0	26
4th Year	28	3	1	23	9	32	0	32	0	32
<b>Total</b>	<b>106</b>	<b>11</b>	<b>3</b>	<b>80</b>	<b>40</b>	<b>120</b>	<b>0</b>	<b>120</b>	<b>0</b>	<b>120</b>
Emergency Medical Technology/Technician - 510904										
Freshman (A)	22	1	1	19	5	24	0	23	1	24
Medical Radiologic Technology/Technician - 510907										
Freshman (B)	36	3	0	12	27	39	0	0	39	39
Medical Records Administration - 510706										
Junior	4	6	1	1	10	11	0	11	0	11
Senior	8	5	0	0	13	13	0	13	0	13
Master's	1	0	0	1	0	1	0	0	1	1
<b>Total</b>	<b>13</b>	<b>11</b>	<b>1</b>	<b>2</b>	<b>23</b>	<b>25</b>	<b>0</b>	<b>24</b>	<b>1</b>	<b>25</b>
Medical Technology - 511005										
Junior	10	6	2	7	11	18	0	18	0	18
Senior	10	5	0	5	10	15	0	15	0	15
<b>Total</b>	<b>20</b>	<b>11</b>	<b>2</b>	<b>12</b>	<b>21</b>	<b>33</b>	<b>0</b>	<b>33</b>	<b>0</b>	<b>33</b>

UNIVERSITY OF MISSISSIPPI MEDICAL CENTER  
ON-CAMPUS HEADCOUNT ENROLLMENT  
BY PROGRAM CATEGORY, BY LEVEL, BY ETHNICITY, BY GENDER, AND BY RESIDENCE  
FALL, 1997-98 (CONTINUED)

	White	Black	Other	Male	Female	Resident	Nonresident	Full Time	Part Time	Total
Medicine (M.D.) - 511201										
Senior	1	3	1	3	2	5	0	5	0	5
1st Year	89	9	9	68	39	107	0	107	0	107
2nd Year	84	7	3	66	28	94	0	94	0	94
3rd Year	79	7	4	61	29	90	0	90	0	90
4th Year	80	9	5	70	24	94	0	94	0	94
Intern	17	0	4	19	2	9	12	21	0	21
Resident	308	21	75	298	106	202	202	404	0	404
<b>Total</b>	<b>658</b>	<b>56</b>	<b>101</b>	<b>585</b>	<b>230</b>	<b>601</b>	<b>214</b>	<b>815</b>	<b>0</b>	<b>815</b>
Microbiology/Bacteriology - 260501										
Master's	2	0	0	1	1	1	1	1	1	2
Doctoral	16	0	7	13	10	7	16	7	16	23
Nondegree-Post Baccalaureate	1	0	0	1	0	1	0	0	1	1
<b>Total</b>	<b>19</b>	<b>0</b>	<b>7</b>	<b>15</b>	<b>11</b>	<b>9</b>	<b>17</b>	<b>8</b>	<b>18</b>	<b>26</b>
Nuclear Medical Technology/Technician - 510905										
Freshman (B)	2	0	0	2	0	2	0	0	2	2
Sophomore	4	0	0	3	1	4	0	0	4	4
<b>Total</b>	<b>6</b>	<b>0</b>	<b>0</b>	<b>5</b>	<b>1</b>	<b>6</b>	<b>0</b>	<b>0</b>	<b>6</b>	<b>6</b>
Nursing (R.N. Training) - 511601										
Junior	131	17	2	25	125	149	1	150	0	150
Senior	87	8	0	22	73	95	0	92	3	95
Master's	2	0	0	1	1	2	0	2	0	2
Nondegree-Post Baccalaureate	47	18	1	12	54	66	0	40	26	66
<b>Total</b>	<b>267</b>	<b>43</b>	<b>3</b>	<b>60</b>	<b>253</b>	<b>312</b>	<b>1</b>	<b>284</b>	<b>29</b>	<b>313</b>
Nursing, Psychiatric/Mental Health (Post-R.N.) - 511610										
Master's	6	3	0	1	8	8	1	0	9	9



UNIVERSITY OF MISSISSIPPI MEDICAL CENTER  
ON-CAMPUS HEADCOUNT ENROLLMENT  
BY PROGRAM CATEGORY, BY LEVEL, BY ETHNICITY, BY GENDER, AND BY RESIDENCE  
FALL, 1997-98 (CONTINUED)

	White	Black	Other	Male	Female	Resident	Nonresident	Full Time	Part Time	Total
Nursing, Surgical (Post-R.N.) - 511612										
Master's	80	17	0	9	88	97	0	50	47	97
Doctoral	4	1	0	0	5	5	0	0	5	5
Nondegree-Post Baccalaureate	1	0	0	1	0	1	0	0	1	1
<b>Total</b>	<b>85</b>	<b>18</b>	<b>0</b>	<b>10</b>	<b>93</b>	<b>103</b>	<b>0</b>	<b>50</b>	<b>53</b>	<b>103</b>
Occupational Therapy - 512306										
Junior	27	1	0	1	27	28	0	28	0	28
Senior	24	0	0	3	21	24	0	24	0	24
<b>Total</b>	<b>51</b>	<b>1</b>	<b>0</b>	<b>4</b>	<b>48</b>	<b>52</b>	<b>0</b>	<b>52</b>	<b>0</b>	<b>52</b>
Pathology, Human and Animal - 260704										
Master's	1	0	0	0	1	1	0	1	0	1
Doctoral	2	1	0	1	2	2	1	1	2	3
<b>Total</b>	<b>3</b>	<b>1</b>	<b>0</b>	<b>1</b>	<b>3</b>	<b>3</b>	<b>1</b>	<b>2</b>	<b>2</b>	<b>4</b>
Pharmacology, Human and Animal - 260705										
Doctoral	6	0	15	11	10	6	15	5	16	21
Physical Therapy - 512308										
Junior	69	1	2	29	43	72	0	72	0	72
Senior	56	7	0	24	39	63	0	63	0	63
<b>Total</b>	<b>125</b>	<b>8</b>	<b>2</b>	<b>53</b>	<b>82</b>	<b>135</b>	<b>0</b>	<b>135</b>	<b>0</b>	<b>135</b>
Physiology, Human and Animal - 260706										
Doctoral	1	0	1	1	1	2	0	0	2	2
Preventive Medicine Residency - 512954										
Doctoral	1	0	0	0	1	1	0	0	1	1
Nondegree-Post Baccalaureate	3	0	0	2	1	3	0	1	2	3
<b>Total</b>	<b>4</b>	<b>0</b>	<b>0</b>	<b>2</b>	<b>2</b>	<b>4</b>	<b>0</b>	<b>1</b>	<b>3</b>	<b>4</b>

UNIVERSITY OF MISSISSIPPI MEDICAL CENTER  
 ON-CAMPUS HEADCOUNT ENROLLMENT  
 BY PROGRAM CATEGORY, BY LEVEL, BY ETHNICITY, BY GENDER, AND BY RESIDENCE  
 FALL, 1997-98 (CONTINUED)

	White	Black	Other	Male	Female	Resident	Nonresident	Full Time	Part Time	Total
Toxicology - 260612 Master's	0	0	1	0	1	0	1	0	1	1
<b>TOTAL</b>	1,533	186	158	904	973	1,592	285	1,633	244	1,877