

**Fall 1999**

# **Enrollment Fact Book**

**Selected Enrollment Statistics Profiling Mississippi Public Universities**

**Board of Trustees of State  
Institutions of Higher Learning**

# Fall 1999 Enrollment Fact Book

Published by:

Board of Trustees of State Institutions of Higher Learning  
Office of Research and Planning  
3825 Ridgewood Road  
Jackson, Mississippi 39211  
(601) 432-6296  
<http://www.ihl.state.ms.us/research.htm>

Dr. Thomas D. Layzell  
Commissioner of Higher Education

# Board of Trustees

Members with terms expiring  
May 7, 2000

**Ms. Nan McGahey Baker**, Winona  
*Northern Supreme Court District*

**Mr. J. Marlin Ivey**, Kosciusko  
*Fourth Congressional District*

**Mr. James W. Luvене**, Holly Springs  
*Second Congressional District*

**Dr. Cassie Pennington**, Indianola  
*Third Congressional District*

Members with terms expiring  
May 7, 2004

**Mr. William S. Crawford**, Meridian  
*Fifth Congressional District*

**Ms. Ricki R. Garrett**, Clinton  
*Seventh Congressional District*

**Larry E. Homan**, Fulton  
*First Congressional District*

**Mr. Carl Nicholson, Jr.**, Hattiesburg  
*State-at-large*

Members with terms expiring  
May 7, 2008

**Mr. Thomas W. Colbert**, Jackson  
*State-at-large*

**Mr. James Roy Klumb**, Gulfport  
*Sixth Congressional District*

**Dr. D. E. Magee, Jr.**, Jackson  
*Central Supreme Court District*

**Ms. Virginia Shanteau Newton**, Gulfport  
*Southern Supreme Court District*

# Institutions

**Alcorn State University  
(ASU)**

Dr. Clinton Bristow, Jr., President  
*Lorman*

**Delta State University  
(DSU)**

Dr. David L. Potter, President  
*Cleveland*

**Jackson State University  
(JSU)**

Dr. Ronald Mason, Jr., President  
*Jackson*

**Mississippi State University  
(MSU)**

Dr. Malcolm Portera, President  
*Starkville*

**Mississippi University for Women  
(MUW)**

Dr. Clyda Stokes Rent, President  
*Columbus*

**Mississippi Valley State University  
(MVSU)**

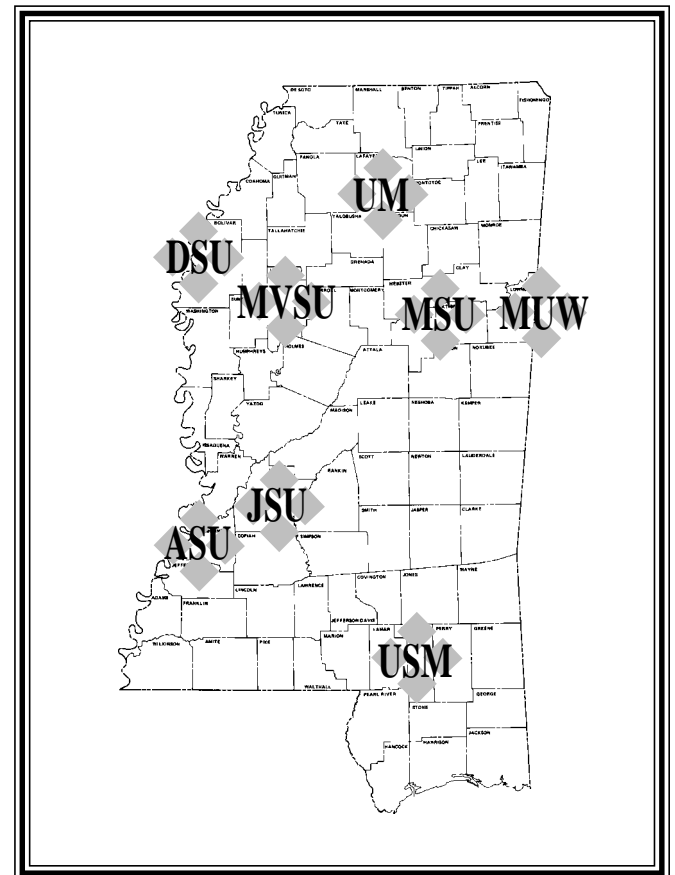
Dr. Lester C. Newman, President  
*Itta Bena*

**University of Mississippi  
(UM)**

Dr. Robert C. Khyat, Chancellor  
*Oxford*

**University of Southern Mississippi  
(USM)**

Dr. Horace Fleming, Jr., President  
*Hattiesburg*



# Table of Contents

## Total Headcount Enrollment

On-Campus and Off Campus Headcount Enrollment, by Level .....	1
On-Campus and Off-Campus Headcount Enrollment, by Ethnicity, by Gender, and by Residence .....	2
Headcount and Full-Time Equivalent (FTE) Enrollment, by Level and by Full-Time and Part-Time .....	3

## On-Campus

Headcount Enrollment, by Level .....	4
Headcount Enrollment, by Ethnicity, by Gender, and by Residence .....	5
Headcount and Full-Time Equivalent (FTE) Enrollment, by Level and by Full-Time and Part-Time .....	6
Distribution of Enhanced ACT Composite Scores .....	7
Headcount Enrollment, by Students' Origin .....	8
Headcount Enrollment, by Out-of-State Students' Residence .....	9
Location of Students, by Counties for Residents of Mississippi .....	10
Headcount Enrollment, by Program Category .....	14
Graduate Headcount Enrollment, by Degree Program Levels and by Full-Time and Part-Time .....	22
Graduate Headcount Enrollment, by Program Category .....	23

## Off-Campus

Headcount Enrollment, by Level .....	29
Headcount Enrollment, by Ethnicity, by Gender, and by Residence .....	30
Headcount and Full-Time Equivalent (FTE) Enrollment, by Level and by Full-Time and Part-Time .....	31
Headcount Enrollment, by Program Category .....	32
Graduate Headcount Enrollment, by Academic Program Levels and by Full-Time and Part-Time .....	42
Graduate Headcount Enrollment, by Program Category .....	43

# Table of Contents (Continued)

## Other Locations

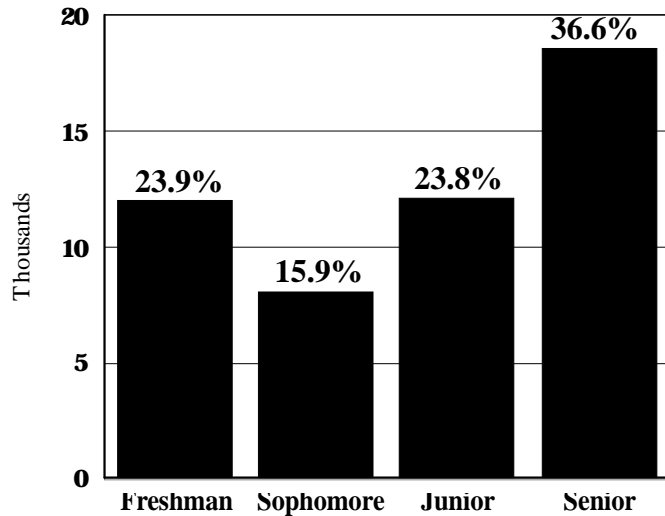
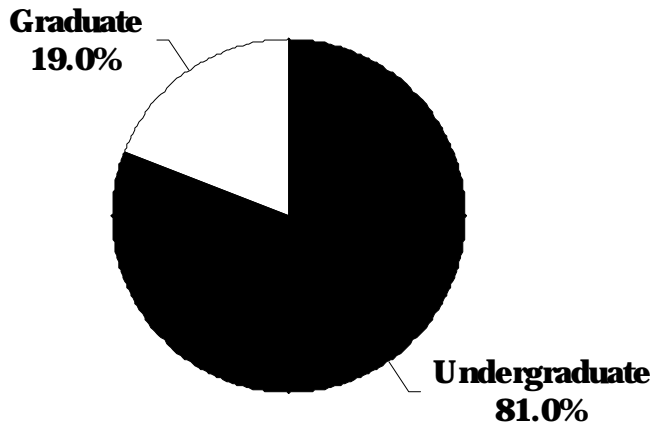
- Headcount Enrollment, by Level ..... 49
- Headcount Enrollment, by Ethnicity, by Gender, and by Residence ..... 50
- Headcount and Full-Time Equivalent (FTE) Enrollment, by Level and by Full-Time and Part-Time ..... 51
- Headcount Enrollment, by Program Category ..... 52

## University of Mississippi Medical Center

- Headcount Enrollment, by Program Category, by Level, by Ethnicity, By Gender, and by Residence ..... 54

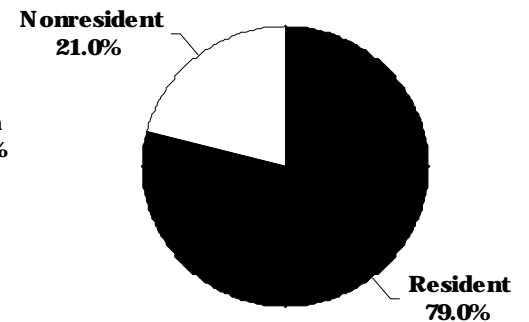
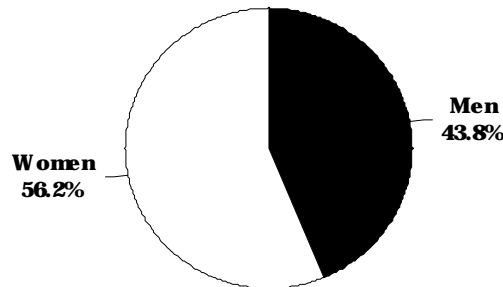
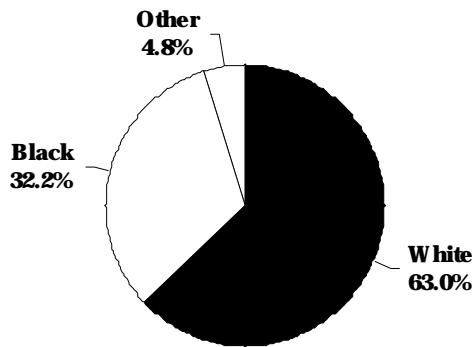
**ON-CAMPUS AND OFF-CAMPUS HEADCOUNT ENROLLMENT  
BY LEVEL  
FALL, 1999-00**

<u>Institution</u>	<u>Freshman</u>	<u>Sophomore</u>	<u>Junior</u>	<u>Senior</u>	<u>Undergraduate</u>	<u>Graduate</u>	<u>Total</u>
Alcorn State University	888	501	455	561	2,405	466	2,871
Delta State University	1,285	447	650	1,130	3,512	574	4,086
Jackson State University	1,304	984	1,152	1,722	5,162	1,192	6,354
Mississippi State University	2,829	2,163	3,112	4,775	12,879	3,197	16,076
Mississippi University for Women	670	309	570	1,243	2,792	161	2,953
Mississippi Valley State University	793	399	417	599	2,208	301	2,509
University of Mississippi	2,318	1,680	2,339	2,967	9,304	2,442	11,746
University of Mississippi Medical Center	67	5	191	305	568	1,213	1,781
University of Southern Mississippi	<u>1,854</u>	<u>1,603</u>	<u>3,220</u>	<u>5,298</u>	<u>11,975</u>	<u>2,375</u>	<u>14,350</u>
<b>Total</b>	<b>12,008</b>	<b>8,091</b>	<b>12,106</b>	<b>18,600</b>	<b>50,805</b>	<b>11,921</b>	<b>62,726</b>



# ON-CAMPUS AND OFF-CAMPUS HEADCOUNT ENROLLMENT BY ETHNICITY, BY GENDER, AND BY RESIDENCE FALL, 1999-00

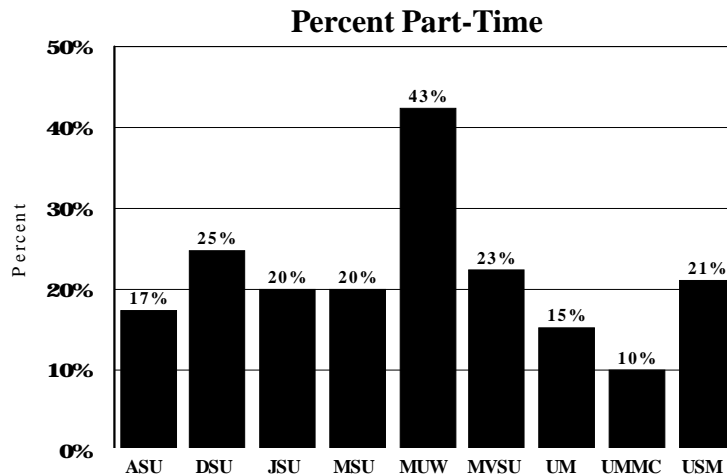
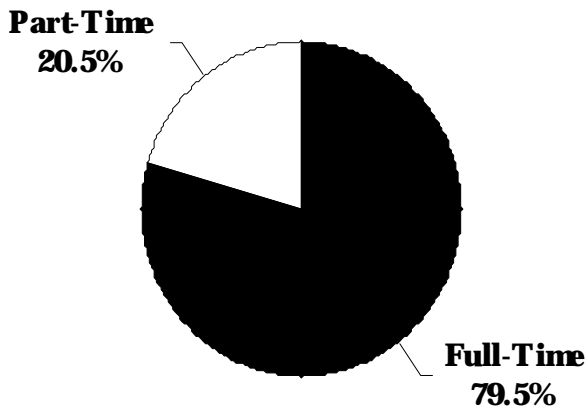
<u>Institution</u>	<u>White</u>		<u>Black</u>		<u>Other</u>		<u>Men</u>		<u>Women</u>		<u>Resident</u>		<u>Nonresident</u>		<u>Total</u>
Alcorn State University	134	4.7%	2,706	94.3%	31	1.1%	1,088	37.9%	1,783	62.1%	2,465	85.9%	406	14.1%	2,871
Delta State University	2,863	70.1%	1,166	28.5%	57	1.4%	1,621	39.7%	2,465	60.3%	3,802	93.0%	284	7.0%	4,086
Jackson State University	162	2.5%	6,050	95.2%	142	2.2%	2,590	40.8%	3,764	59.2%	4,971	78.2%	1,383	21.8%	6,354
Mississippi State University	12,202	75.9%	2,724	16.9%	1,150	7.2%	8,714	54.2%	7,362	45.8%	12,138	75.5%	3,938	24.5%	16,076
Mississippi University for Women	2,045	69.3%	810	27.4%	98	3.3%	478	16.2%	2,475	83.8%	2,630	89.1%	323	10.9%	2,953
Mississippi Valley State University	103	4.1%	2,388	95.2%	18	0.7%	893	35.6%	1,616	64.4%	2,325	92.7%	184	7.3%	2,509
University of Mississippi	9,650	82.2%	1,402	11.9%	694	5.9%	5,570	47.4%	6,176	52.6%	7,753	66.0%	3,993	34.0%	11,746
University of Mississippi Medical Center	1,435	80.6%	167	9.4%	179	10.1%	840	47.2%	941	52.8%	1,496	84.0%	285	16.0%	1,781
University of Southern Mississippi	10,898	75.9%	2,786	19.4%	666	4.6%	5,668	39.5%	8,682	60.5%	11,997	83.6%	2,353	16.4%	14,350
<b>Total</b>	<b>39,492</b>	<b>63.0%</b>	<b>20,199</b>	<b>32.2%</b>	<b>3,035</b>	<b>4.8%</b>	<b>27,462</b>	<b>43.8%</b>	<b>35,264</b>	<b>56.2%</b>	<b>49,577</b>	<b>79.0%</b>	<b>13,149</b>	<b>21.0%</b>	<b>62,726</b>





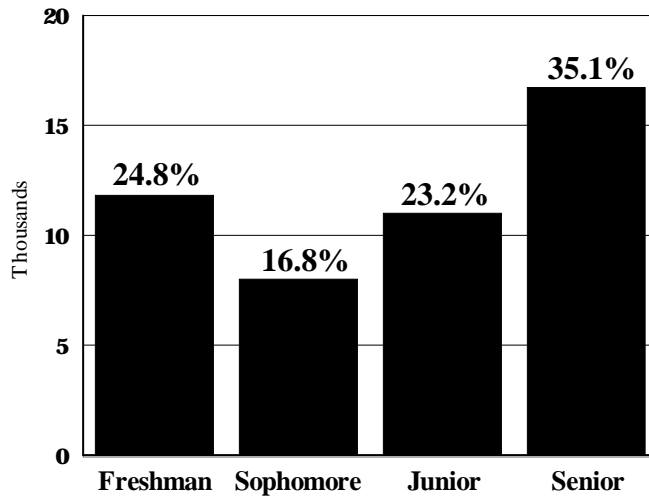
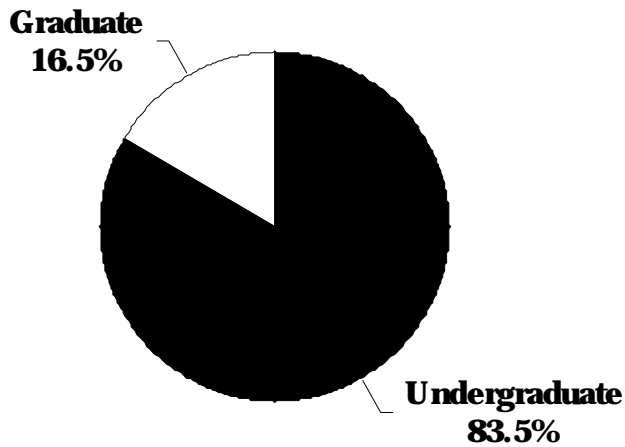
**ON-CAMPUS AND OFF-CAMPUS HEADCOUNT ENROLLMENT AND FULL-TIME  
EQUIVALENT (FTE) ENROLLMENT  
BY LEVEL AND BY FULL-TIME AND PART-TIME  
FALL, 1999-00**

<b>Institution</b>	<b>Headcount</b>				<b>Full-Time Equivalent</b>					<b>FTE Percent of Headcount</b>
	<b>Full-Time</b>	<b>Part-Time</b>	<b>Total</b>	<b>Percent Part-Time</b>	<b>Lower</b>	<b>Upper</b>	<b>Graduate</b>	<b>Total</b>		
Alcorn State University	2,372	499	2,871	17.4%	1,390.4	1,042.3	245.3	2,678.0	93.3%	
Delta State University	3,067	1,019	4,086	24.9%	1,439.2	1,649.3	300.5	3,389.0	82.9%	
Jackson State University	5,075	1,279	6,354	20.1%	2,206.1	2,718.2	760.7	5,685.0	89.5%	
Mississippi State University	12,853	3,223	16,076	20.0%	4,574.1	6,915.9	2,093.5	13,583.5	84.5%	
Mississippi University for Women	1,697	1,256	2,953	42.5%	687.6	1,244.7	92.3	2,024.6	68.6%	
Mississippi Valley State University	1,942	567	2,509	22.6%	1,093.3	988.9	130.4	2,212.6	88.2%	
University of Mississippi	9,949	1,797	11,746	15.3%	3,854.0	4,785.9	1,955.9	10,595.8	90.2%	
University of Mississippi Medical Center	1,601	180	1,781	10.1%	59.3	536.2	1,873.8	2,469.3	138.6%	
University of Southern Mississippi	<u>11,307</u>	<u>3,043</u>	<u>14,350</u>	<u>21.2%</u>	<u>3,423.7</u>	<u>7,534.1</u>	<u>1,581.7</u>	<u>12,539.5</u>	<u>87.4%</u>	
<b>Total</b>	<b>49,863</b>	<b>12,863</b>	<b>62,726</b>	<b>20.5%</b>	<b>18,727.7</b>	<b>27,415.5</b>	<b>9,034.1</b>	<b>55,177.3</b>	<b>88.0%</b>	



**ON-CAMPUS HEADCOUNT ENROLLMENT  
By LEVEL  
FALL, 1999-00**

<u>Institution</u>	<u>Freshman</u>	<u>Sophomore</u>	<u>Junior</u>	<u>Senior</u>	<u>Undergraduate</u>	<u>Graduate</u>	<u>Total</u>
Alcorn State University	888	501	455	561	2,405	466	2,871
Delta State University	1,253	432	637	1,108	3,430	528	3,958
Jackson State University	1,301	982	1,145	1,716	5,144	1,187	6,331
Mississippi State University	2,804	2,155	2,969	4,507	12,435	2,835	15,270
Mississippi University for Women	668	304	510	1,133	2,615	153	2,768
Mississippi Valley State University	763	392	404	582	2,141	210	2,351
University of Mississippi	2,305	1,655	2,207	2,702	8,869	2,047	10,916
University of Southern Mississippi	<u>1,854</u>	<u>1,603</u>	<u>2,731</u>	<u>4,419</u>	<u>10,607</u>	<u>1,981</u>	<u>12,588</u>
<b>Total</b>	<b>11,836</b>	<b>8,024</b>	<b>11,058</b>	<b>16,728</b>	<b>47,646</b>	<b>9,407</b>	<b>57,053</b>

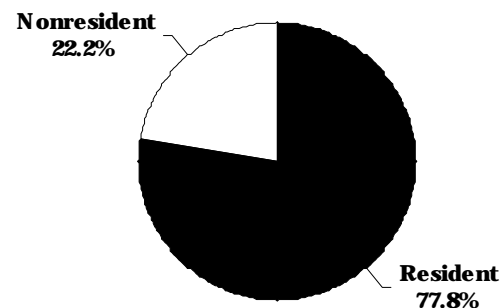
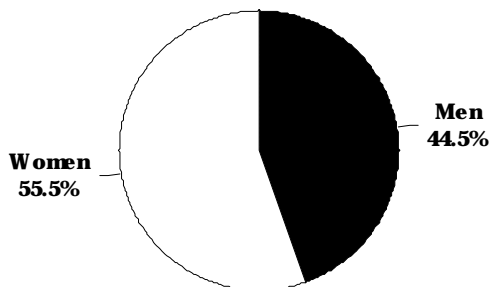
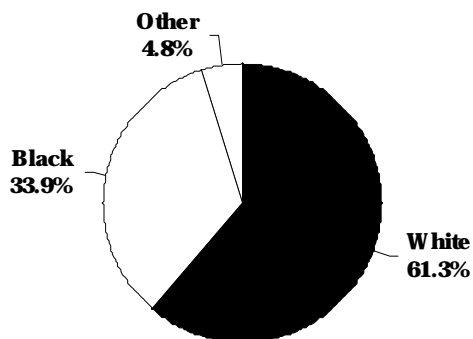


# ON-CAMPUS HEADCOUNT ENROLLMENT

## By Ethnicity, By Gender, and By Residence

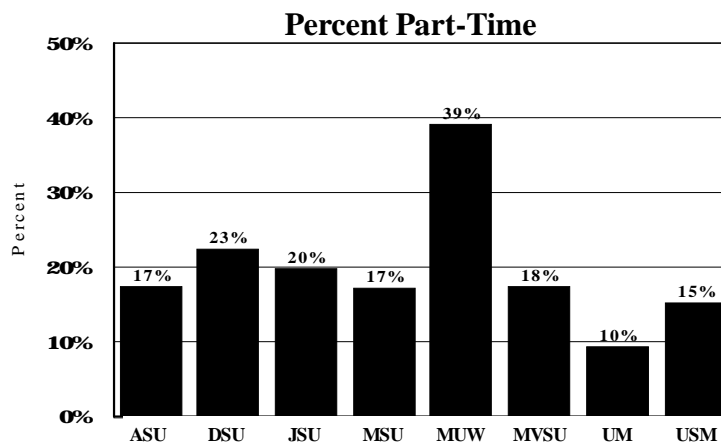
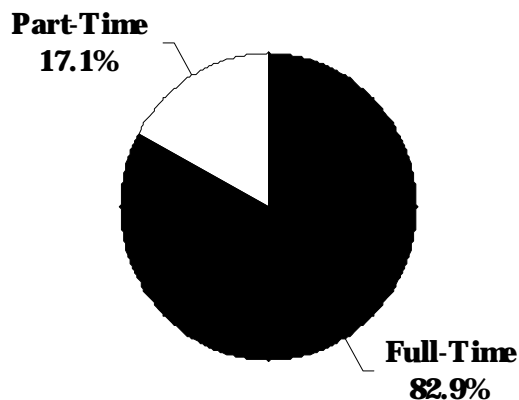
### Fall, 1999-00

<u>Institution</u>	<u>White</u>		<u>Black</u>		<u>Other</u>		<u>Men</u>		<u>Women</u>		<u>Resident</u>		<u>Nonresident</u>		<u>Total</u>
Alcorn State University	134	4.7%	2,706	94.3%	31	1.1%	1,088	37.9%	1,783	62.1%	2,465	85.9%	406	14.1%	2,871
Delta State University	2,784	70.3%	1,118	28.2%	56	1.4%	1,574	39.8%	2,384	60.2%	3,681	93.0%	277	7.0%	3,958
Jackson State University	161	2.5%	6,028	95.2%	142	2.2%	2,588	40.9%	3,743	59.1%	4,950	78.2%	1,381	21.8%	6,331
Mississippi State University	11,591	75.9%	2,568	16.8%	1,111	7.3%	8,460	55.4%	6,810	44.6%	11,369	74.5%	3,901	25.5%	15,270
Mississippi University for Women	1,923	69.5%	753	27.2%	92	3.3%	448	16.2%	2,320	83.8%	2,460	88.9%	308	11.1%	2,768
Mississippi Valley State University	62	2.6%	2,272	96.6%	17	0.7%	862	36.7%	1,489	63.3%	2,170	92.3%	181	7.7%	2,351
University of Mississippi	8,914	81.7%	1,321	12.1%	681	6.2%	5,296	48.5%	5,620	51.5%	6,999	64.1%	3,917	35.9%	10,916
University of Southern Mississippi	9,412	74.8%	2,588	20.6%	588	4.7%	5,081	40.4%	7,507	59.6%	10,265	81.5%	2,323	18.5%	12,588
<b>Total</b>	<b>34,981</b>	<b>61.3%</b>	<b>19,354</b>	<b>33.9%</b>	<b>2,718</b>	<b>4.8%</b>	<b>25,397</b>	<b>44.5%</b>	<b>31,656</b>	<b>55.5%</b>	<b>44,359</b>	<b>77.8%</b>	<b>12,694</b>	<b>22.2%</b>	<b>57,053</b>



# ON-CAMPUS HEADCOUNT ENROLLMENT AND FULL-TIME EQUIVALENT (FTE) ENROLLMENT By Level and By Full-Time and Part-Time Fall, 1999-00

Institution	Headcount				Full-Time Equivalent				FTE Percent of Headcount
	Full-Time	Part-Time	Total	Percent Part-Time	Lower	Upper	Graduate	Total	
Alcorn State University	2,372	499	2,871	17.4%	1,390.4	1,042.3	245.3	2,678.0	93.3%
Delta State University	3,067	891	3,958	22.5%	1,429.4	1,641.7	286.2	3,357.3	84.8%
Jackson State University	5,074	1,257	6,331	19.9%	2,203.1	2,710.4	759.3	5,672.8	89.6%
Mississippi State University	12,622	2,648	15,270	17.3%	4,562.9	6,671.0	1,941.8	13,175.7	86.3%
Mississippi University for Women	1,682	1,086	2,768	39.2%	686.2	1,195.9	90.3	1,972.4	71.3%
Mississippi Valley State University	1,938	413	2,351	17.6%	1,081.1	980.5	99.2	2,160.8	91.9%
University of Mississippi	9,874	1,042	10,916	9.5%	3,841.3	4,627.9	1,815.0	10,284.2	94.2%
University of Southern Mississippi	<u>10,648</u>	<u>1,940</u>	<u>12,588</u>	<u>15.4%</u>	<u>3,423.7</u>	<u>6,701.6</u>	<u>1,418.4</u>	<u>11,543.7</u>	<u>91.7%</u>
<b>Total</b>	<b>47,277</b>	<b>9,776</b>	<b>57,053</b>	<b>17.1%</b>	<b>18,618.1</b>	<b>25,571.3</b>	<b>6,655.5</b>	<b>50,844.9</b>	<b>89.1%</b>

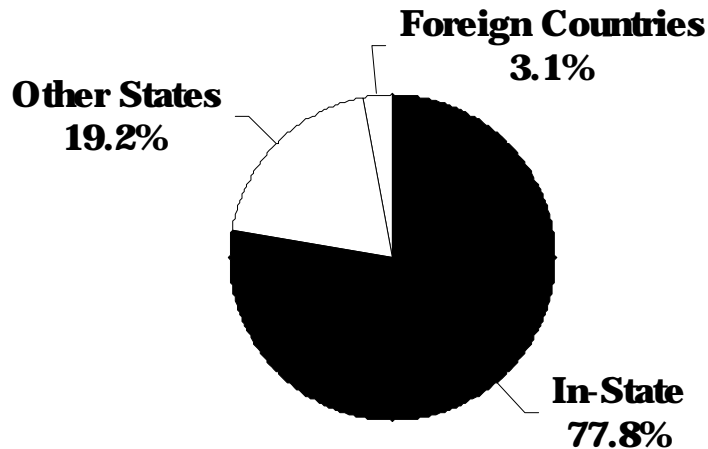


**DISTRIBUTION OF ENHANCED ACT COMPOSITE SCORES  
 BY FREQUENCY OF STANDARD  
 FIRST-TIME ENTERING FRESHMEN  
 FALL, 1999-00**

<u>Act Score</u>	<u>ASU</u>	<u>DSU</u>	<u>JSU</u>	<u>MSU</u>	<u>MUW</u>	<u>MVSU</u>	<u>UM</u>	<u>USM</u>	<u>TOTAL</u>
35	0	0	0	4	0	0	1	0	5
34	0	0	0	4	0	0	6	0	10
33	0	0	0	26	1	0	14	4	45
32	0	2	0	37	1	0	33	5	78
31	0	0	0	56	2	0	48	15	121
30	0	2	0	86	2	1	70	24	185
29	0	2	1	91	7	0	71	28	200
28	0	7	6	110	9	0	94	46	272
27	1	2	1	109	12	0	74	42	241
26	2	11	7	118	8	0	102	56	304
25	3	14	14	129	22	1	123	67	373
24	8	22	21	120	18	2	120	77	388
23	10	27	19	131	10	5	116	90	408
22	10	32	37	132	13	13	141	114	492
21	16	41	67	144	14	11	143	104	540
20	18	55	67	163	22	25	135	132	617
19	45	57	96	181	22	14	128	109	652
18	45	68	101	171	16	29	132	160	722
17	50	47	100	93	19	43	73	94	519
16	49	43	97	34	15	56	34	75	403
15	18	15	48	8	4	21	6	9	129
14	6	10	34	5	2	12	1	1	71
13	5	3	14	0	0	9	0	0	31
12	2	3	7	0	0	4	0	0	16
11	0	1	1	0	0	0	0	0	2
9	0	0	1	0	0	0	0	0	1
<b>Total</b>	<b>288</b>	<b>464</b>	<b>739</b>	<b>1,952</b>	<b>219</b>	<b>246</b>	<b>1,665</b>	<b>1,252</b>	<b>6,825</b>
<b>Mean Score</b>	<b>18.2</b>	<b>19.7</b>	<b>18.4</b>	<b>23.3</b>	<b>21.7</b>	<b>17.5</b>	<b>23.3</b>	<b>21.6</b>	<b>21.7</b>

**ON-CAMPUS HEADCOUNT ENROLLMENT  
BY STUDENTS' ORIGIN  
FALL, 1999-00**

<u>Institution</u>	<u>Number of Students from Adjacent Counties</u>	<u>Number of Students from In-State</u>	<u>Number of Students from Other States</u>	<u>Number of Students from Foreign Countries</u>	<u>Total On-Campus Enrollment</u>	<u>Percent of In-State Students to Total On-Campus Enrollment</u>	<u>Percent of In-State Students From Adjacent Counties</u>
Alcorn State University	875	2,465	395	11	2,871	85.9%	35.5%
Delta State University	2,176	3,681	259	18	3,958	93.0%	4.9%
Jackson State University	3,292	4,950	1,202	179	6,331	78.2%	66.5%
Mississippi State University	2,878	11,369	3,147	754	15,270	74.5%	25.3%
Mississippi University for Women	1,814	2,460	243	65	2,768	88.9%	73.7%
Mississippi Valley State University	1,103	2,170	177	4	2,351	92.3%	50.8%
University of Mississippi	2,112	6,999	3,511	406	10,916	64.1%	30.2%
University of Southern Mississippi	<u>3,839</u>	<u>10,265</u>	<u>2,008</u>	<u>315</u>	<u>12,588</u>	<u>81.5%</u>	<u>37.4%</u>
<b>Total</b>	<b>18,089</b>	<b>44,359</b>	<b>10,942</b>	<b>1,752</b>	<b>57,053</b>	<b>77.8%</b>	<b>40.8%</b>



**ON-CAMPUS HEADCOUNT ENROLLMENT  
BY OUT-OF-STATE STUDENTS' RESIDENCE  
FALL, 1999-00**

	<u>ASU</u>	<u>DSU</u>	<u>JSU</u>	<u>MSU</u>	<u>MUW</u>	<u>MVSU</u>	<u>UM</u>	<u>USM</u>	<u>Total</u>
Total Enrollment	2,871	3,958	6,331	15,270	2,768	2,351	10,916	12,588	57,053
Total Nonresident	406	277	1,376	3,901	308	181	3,917	2,323	12,689
Nonresident Percent of Total Enrollment	14.1%	7.0%	21.7%	25.5%	11.1%	7.7%	35.9%	18.5%	22.2%
<b><u>Nonresidents from SREB States</u></b>									
Alabama	23	19	81	708	132	20	368	306	1,657
Arkansas	16	38	50	145	6	11	262	22	550
Delaware	2	0	0	1	0	1	6	2	12
Florida	5	16	26	124	10	13	127	171	492
Georgia	11	4	64	89	8	10	250	44	480
Kentucky	1	2	2	161	0	1	90	18	275
Louisiana	99	39	111	101	24	20	384	950	1,728
Maryland	5	2	13	21	0	1	25	17	84
North Carolina	0	1	2	47	1	1	57	13	122
Oklahoma	0	3	22	14	0	2	28	11	80
South Carolina	2	1	7	25	1	1	48	17	102
Tennessee	18	72	143	646	26	20	917	69	1,911
Texas	56	26	56	146	5	7	339	65	700
Virginia	1	2	4	68	2	1	54	28	160
West Virginia	<u>1</u>	<u>0</u>	<u>1</u>	<u>11</u>	<u>0</u>	<u>0</u>	<u>2</u>	<u>1</u>	<u>16</u>
<b>Total SREB States</b>	<b>240</b>	<b>225</b>	<b>582</b>	<b>2,307</b>	<b>215</b>	<b>109</b>	<b>2,957</b>	<b>1,734</b>	<b>8,369</b>
From Other U.S. States	157	34	620	841	28	69	560	276	2,585
From Foreign Countries	11	18	174	754	65	4	406	315	1,747
Foreign Countries Represented (Total represents unique countries)	6	8	36	81	26	4	70	62	122

**ON-CAMPUS HEADCOUNT ENROLLMENT  
 BY COUNTIES FOR RESIDENTS OF MISSISSIPPI  
 FALL, 1999-00**

	<u>ASU</u>	<u>DSU</u>	<u>JSU</u>	<u>MSU</u>	<u>MUW</u>	<u>MVSU</u>	<u>UM</u>	<u>USM</u>	<u>Total</u>
Adams	364	11	65	99	5	1	63	160	768
Alcorn	2	3	1	126	7	1	104	31	275
Amite	43	4	18	21	1	0	12	48	147
Attala	9	23	29	211	17	12	39	16	356
Benton	0	4	2	9	1	0	27	0	43
Bolivar	57	1,127	83	135	4	172	54	49	1,681
Calhoun	3	19	7	74	8	1	85	6	203
Carroll	5	37	15	81	4	18	61	5	226
Chickasaw	1	12	8	149	28	7	59	11	275
Choctaw	0	3	3	145	9	1	24	1	186
Claiborne	241	7	37	46	2	6	9	14	362
Clarke	1	3	7	48	1	0	14	78	152
Clay	6	5	10	233	193	6	26	15	494
Coahoma	44	238	73	105	10	74	119	19	682
Copiah	46	8	91	56	1	6	24	98	330
Covington	12	2	9	29	1	4	12	172	241
DeSoto	1	116	11	215	18	3	338	21	723
Forrest	23	7	38	159	7	1	88	1,947	2,270
Franklin	55	2	3	15	2	0	12	39	128
George	0	3	3	31	0	0	16	98	151
Greene	0	2	2	10	0	1	0	54	69
Grenada	13	125	32	101	3	35	108	25	442
Hancock	2	1	6	58	2	5	37	293	404
Harrison	27	19	49	363	14	23	220	695	1,410
Hinds	193	57	2,471	953	48	49	613	766	5,150
Holmes	54	34	105	100	6	85	33	17	434
Humphreys	27	58	32	21	0	128	14	6	286
Issaquena	4	3	8	4	0	1	1	4	25
Itawamba	1	3	1	103	34	0	49	3	194



**ON-CAMPUS HEADCOUNT ENROLLMENT  
 BY COUNTIES FOR RESIDENTS OF MISSISSIPPI  
 FALL, 1999-00 (CONTINUED)**

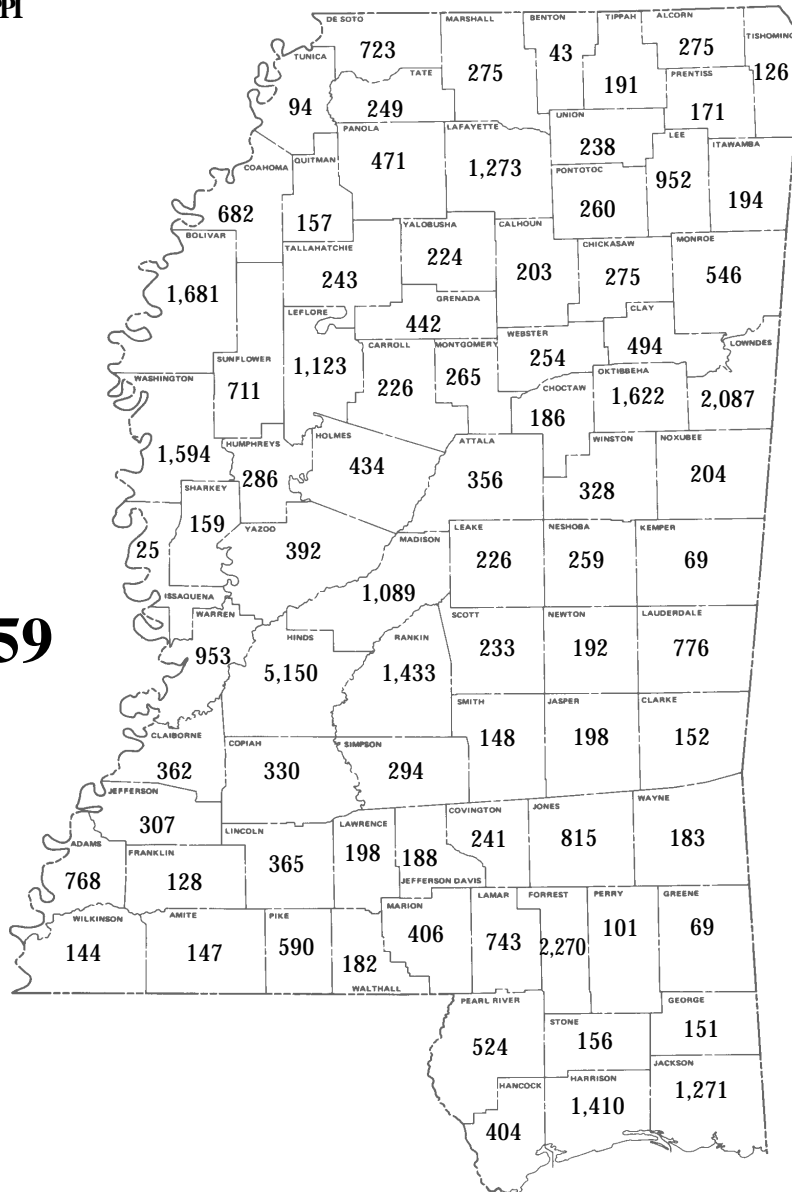
	<u>ASU</u>	<u>DSU</u>	<u>JSU</u>	<u>MSU</u>	<u>MUW</u>	<u>MVSU</u>	<u>UM</u>	<u>USM</u>	<u>Total</u>
Jackson	43	26	55	361	27	9	203	547	1,271
Jasper	23	5	22	34	2	1	17	94	198
Jefferson	248	2	13	26	0	1	3	14	307
Jefferson Davis	20	2	25	9	2	1	1	128	188
Jones	24	3	29	151	3	3	83	519	815
Kemper	6	0	3	35	10	4	2	9	69
Lafayette	1	11	12	60	8	22	1,140	19	1,273
Lamar	1	2	5	63	5	3	26	638	743
Lauderdale	18	6	50	300	32	13	103	254	776
Lawrence	27	1	26	26	0	7	7	104	198
Leake	6	10	42	94	1	19	21	33	226
Lee	2	30	18	434	81	8	339	40	952
Leflore	35	137	66	146	9	612	89	29	1,123
Lincoln	56	6	37	62	2	1	33	168	365
Lowndes	16	20	17	612	1,254	8	102	58	2,087
Madison	44	44	228	344	22	10	219	178	1,089
Marion	31	6	41	49	3	0	17	259	406
Marshall	5	19	9	83	2	3	144	10	275
Monroe	4	18	8	205	190	6	98	17	546
Montgomery	2	24	9	121	3	34	65	7	265
Neshoba	5	11	7	154	8	3	36	35	259
Newton	3	7	13	74	6	5	17	67	192
Noxubee	9	2	9	113	49	5	6	11	204
Oktibbeha	11	7	15	1,383	128	8	35	35	1,622
Panola	20	57	17	81	1	15	267	13	471
Pearl River	4	6	7	83	11	0	30	383	524
Perry	3	2	0	18	1	1	3	73	101
Pike	96	9	67	67	3	7	59	282	590

**ON-CAMPUS HEADCOUNT ENROLLMENT  
 BY COUNTIES FOR RESIDENTS OF MISSISSIPPI  
 FALL, 1999-00 (CONTINUED)**

	<u>ASU</u>	<u>DSU</u>	<u>JSU</u>	<u>MSU</u>	<u>MUW</u>	<u>MVSU</u>	<u>UM</u>	<u>USM</u>	<u>Total</u>
Pontotoc	0	9	2	88	11	6	134	10	260
Prentiss	0	3	6	80	6	1	64	11	171
Quitman	3	36	30	19	1	23	33	12	157
Rankin	15	65	162	505	20	6	274	386	1,433
Scott	13	7	46	59	4	3	21	80	233
Sharkey	19	44	22	30	2	27	6	9	159
Simpson	11	5	62	36	0	0	25	155	294
Smith	3	6	3	27	1	1	5	102	148
Stone	0	0	0	37	1	3	8	107	156
Sunflower	29	275	52	71	6	187	56	35	711
Tallahatchie	6	79	19	35	3	38	56	7	243
Tate	0	38	7	101	3	5	88	7	249
Tippah	0	5	3	95	3	0	82	3	191
Tishomingo	0	2	1	76	4	0	42	1	126
Tunica	5	21	11	14	2	16	21	4	94
Union	1	9	2	66	5	0	144	11	238
Walthall	15	3	25	24	0	1	14	100	182
Warren	147	44	149	268	7	17	127	194	953
Washington	103	536	117	251	19	351	128	89	1,594
Wayne	11	2	15	23	6	0	11	115	183
Webster	0	1	3	195	14	2	36	3	254
Wilkinson	58	0	26	10	2	0	21	27	144
Winston	8	16	18	197	45	3	21	20	328
Yalobusha	3	30	8	51	2	12	110	8	224
Yazoo	18	36	92	123	4	19	46	54	392
<b>Total</b>	<b>2,465</b>	<b>3,681</b>	<b>4,950</b>	<b>11,369</b>	<b>2,460</b>	<b>2,170</b>	<b>6,999</b>	<b>10,265</b>	<b>44,359</b>

**LOCATION OF ON-CAMPUS STUDENTS  
By COUNTIES FOR RESIDENTS OF MISSISSIPPI  
FALL, 1999-00**

**Total 44,359**



**ON-CAMPUS HEADCOUNT ENROLLMENT**  
**By PROGRAM CATEGORY**  
**FALL, 1999-00**

<u>Six-Digit CIP Category</u>	<u>ASU</u>	<u>DSU</u>	<u>JSU</u>	<u>MSU</u>	<u>MUW</u>	<u>MVSU</u>	<u>UM</u>	<u>USM</u>	<u>Total</u>
Accounting - 520301	64	164	281	399	83	64	518	422	1,995
Administrative Assistant/Secretarial Science, General - 520401	11	0	0	0	0	0	0	0	11
Adult and Continuing Education Administration - 130403	0	0	0	0	0	0	0	11	11
Advertising - 090201	0	0	0	0	0	0	0	51	51
Aerospace, Aeronautical and Astronautical Engineering - 140201	0	0	0	104	0	0	0	0	104
Agricultural Business and Management, General - 010101	60	0	0	13	0	0	0	0	73
Agricultural Business/Agribusiness Operations - 010102	0	0	0	57	0	0	0	0	57
Agricultural Economics - 010103	52	0	0	79	0	0	0	0	131
Agricultural Teacher Education (Vocational) - 131301	0	0	0	57	0	0	0	0	57
Agriculture/Agricultural Sciences, General - 020101	16	0	0	24	0	0	0	0	40
Agronomy and Crop Science - 020402	21	0	0	172	0	0	0	0	193
Aircraft Pilot and Navigator (Professional) - 490102	0	67	0	0	0	0	0	0	67
American Studies/Civilization - 050102	0	0	0	0	0	0	0	21	21
Animal Sciences, General - 020201	15	0	0	211	0	0	0	0	226
Anthropology - 450201	0	0	0	31	0	0	31	59	121
Applied Mathematics, General - 270301	0	0	0	8	0	0	0	0	8
Architectural Engineering Technology/Technician - 150101	0	0	0	0	0	0	0	216	216
Architecture - 040201	0	0	0	297	0	0	0	0	297
Area Studies, Other - 050199	0	0	0	0	0	0	76	0	76
Art History, Criticism and Conservation - 500703	0	0	0	0	0	0	15	0	15
Art Teacher Education - 131302	0	0	0	0	13	0	5	7	25
Atmospheric Sciences and Meteorology - 400401	0	0	23	0	0	0	0	0	23
Aviation Management - 490104	0	8	0	0	0	0	0	0	8
Aviation and Airway Science - 490101	0	21	0	0	0	0	0	0	21
Biochemistry - 260202	0	0	0	66	0	0	0	0	66
Bioengineering and Biomedical Engineering - 140501	0	0	0	146	0	0	0	0	146
Biological Sciences/Life Sciences, Other - 269999	0	0	0	0	0	0	233	0	233
Biological and Physical Sciences - 300101	0	38	0	21	0	0	0	0	59
Biology, General - 260101	200	252	708	581	96	203	417	810	3,267

**ON-CAMPUS HEADCOUNT ENROLLMENT**  
**By PROGRAM CATEGORY**  
**FALL, 1999-00 (CONTINUED)**

<u>Six-Digit CIP Category</u>	<u>ASU</u>	<u>DSU</u>	<u>JSU</u>	<u>MSU</u>	<u>MUW</u>	<u>MVSU</u>	<u>UM</u>	<u>USM</u>	<u>Total</u>
Broadcast Journalism - 090402	0	0	0	0	15	0	0	0	15
Business Administration and Management, General - 520201	205	228	588	994	222	208	260	526	3,231
Business Marketing and Marketing Management - 521401	0	75	137	559	0	0	329	283	1,383
Business Teacher Education (Vocational) - 131303	0	21	26	44	0	0	0	42	133
Business, General - 520101	0	154	0	48	0	0	874	0	1,076
Business/Managerial Economics - 520601	0	0	13	26	0	0	39	184	262
Chemical Engineering - 140701	0	0	0	298	0	0	94	0	392
Chemistry, General - 400501	33	66	67	102	18	13	109	118	526
Chemistry, Other - 400599	0	0	0	0	0	0	0	157	157
City/Urban, Community and Regional Planning - 040301	0	0	18	0	0	0	0	12	30
Civil Engineering, General - 140801	0	0	0	233	0	0	83	0	316
Classics and Classical Languages and Literatures - 161201	0	0	0	0	0	0	10	0	10
Clinical Psychology - 420201	0	0	16	0	0	0	0	0	16
Clinical and Medical Social Work - 511503	0	0	0	0	0	0	0	9	9
Clothing/Apparel and Textile Studies - 190901	0	0	0	0	8	0	0	57	65
Communication Disorders, General - 510201	0	0	18	0	0	0	0	0	18
Communications, General - 090101	0	0	0	391	55	0	0	87	533
Communications, Other - 099999	0	0	0	0	0	0	31	63	94
Community Organization, Resources and Services - 440201	0	13	0	0	0	0	0	0	13
Computer Engineering - 140901	0	0	0	372	0	0	0	0	372
Computer Engineering Technology/Technician - 150301	0	0	0	0	0	0	0	106	106
Computer and Information Sciences, General - 110101	8	0	454	353	0	195	156	293	1,459
Computer and Information Sciences, Other - 119999	71	0	0	0	0	0	0	17	88
Counseling Psychology - 420601	0	0	0	0	0	0	0	59	59
Counselor Education Counseling and Guidance Services - 131101	0	55	132	141	0	0	0	56	384
Court Reporter - 520405	0	0	0	0	0	0	37	0	37
Criminal Justice Studies - 430104	57	103	311	0	0	161	0	274	906
Criminal Justice/Law Enforcement Administration - 430103	0	0	0	0	0	59	152	0	211

**ON-CAMPUS HEADCOUNT ENROLLMENT**  
**By PROGRAM CATEGORY**  
**FALL, 1999-00 (CONTINUED)**

<u>Six-Digit CIP Category</u>	<u>ASU</u>	<u>DSU</u>	<u>JSU</u>	<u>MSU</u>	<u>MUW</u>	<u>MVSU</u>	<u>UM</u>	<u>USM</u>	<u>Total</u>
Culinary Arts and Related Services, Other - 120599	0	0	0	0	40	0	0	0	40
Curriculum and Instruction - 130301	0	0	0	0	27	0	130	27	184
Dance - 500301	0	0	0	0	0	0	0	52	52
Data Processing Technology/Technician - 110301	0	0	0	0	0	0	0	82	82
Development Economics and International Development - 450604	0	0	0	0	0	0	0	8	8
Dietetics/Human Nutritional Services - 190503	0	0	0	0	0	0	0	91	91
Drama/Theater Arts, General - 500501	0	0	0	0	0	0	102	113	215
Drawing - 500705	0	0	0	0	0	0	0	1	1
Economics, General - 450601	2	0	0	8	0	0	4	0	14
Education Administration and Supervision, General - 130401	0	38	79	21	0	0	38	12	188
Education of the Deaf and Hearing Impaired - 131003	0	0	0	0	0	0	0	45	45
Education of the Gifted and Talented - 131004	0	0	0	0	35	0	0	0	35
Education, General - 130101	0	23	0	242	0	0	89	197	551
Education, Other - 139999	0	0	92	0	0	0	0	15	107
Educational Psychology - 130802	46	0	0	222	0	0	71	0	339
Educational/Instructional Media Design - 130501	0	0	13	0	0	0	0	27	40
Electrical, Electronic and Communications Eng. Tech./Technician - 150303	0	0	0	0	0	0	0	75	75
Electrical, Electronics and Communication Engineering - 141001	0	0	0	405	0	0	103	0	508
Elementary Teacher Education - 131202	205	382	497	652	304	440	386	625	3,491
Engineering Science - 141301	0	0	0	0	0	0	157	0	157
Engineering, General - 140101	0	0	0	72	0	0	56	0	128
Engineering-Related Technology/Technician, General - 151101	0	0	0	0	0	0	0	34	34
English Language and Literature, General - 230101	16	40	153	139	57	36	378	341	1,160
English Teacher Education - 131305	0	30	0	0	0	3	26	0	59
Entomology - 260702	0	0	0	17	0	0	0	0	17
Environmental Health - 512202	0	0	0	0	0	42	0	0	42
Environmental Science/Studies - 030102	0	0	33	0	0	0	0	0	33

**ON-CAMPUS HEADCOUNT ENROLLMENT**  
**BY PROGRAM CATEGORY**  
**FALL, 1999-00 (CONTINUED)**

<u>Six-Digit CIP Category</u>	<u>ASU</u>	<u>DSU</u>	<u>JSU</u>	<u>MSU</u>	<u>MUW</u>	<u>MVSU</u>	<u>UM</u>	<u>USM</u>	<u>Total</u>
Environmental and Pollution Control Technology/Technician - 150507	0	0	8	0	0	0	0	0	8
Exercise Sciences/Physiology and Movement Studies - 310505	0	0	0	0	0	0	199	0	199
Family Life and Relations Studies - 190704	0	0	0	0	0	0	0	114	114
Family/Consumer Resource Management, Other - 190499	0	0	0	0	0	0	0	15	15
Fashion Merchandising - 080102	0	22	0	0	0	0	0	0	22
Finance, General - 520801	0	38	79	159	0	0	237	139	652
Fine Arts and Art Studies, Other - 500799	0	0	0	14	0	0	0	0	14
Food Sciences and Technology - 020301	0	0	0	59	0	0	0	0	59
Food Systems Administration - 190505	0	0	0	0	0	0	0	5	5
Foods and Nutrition Studies, General - 190501	11	0	0	0	0	0	0	12	23
Foreign Languages Teacher Education - 131306	0	1	0	0	0	0	0	49	50
Foreign Languages and Literatures, General - 160101	0	9	4	25	0	0	0	57	95
Forensic Technology/Technician - 430106	0	0	0	0	0	0	47	0	47
Forest Harvesting and Production Technology/Technician - 030401	0	0	0	37	0	0	0	0	37
Forestry, General - 030501	0	0	0	229	0	0	0	0	229
French Language and Literature - 160901	0	0	0	0	0	0	12	0	12
Genetics, Plant and Animal - 260613	0	0	0	7	0	0	0	0	7
Geography - 450701	0	0	0	0	0	0	0	38	38
Geological Engineering - 141501	0	0	0	0	0	0	79	0	79
Geology - 400601	0	0	0	534	0	0	13	40	587
German Language and Literature - 160501	0	0	0	0	0	0	5	0	5
Health System/Health Services Administration - 510701	0	0	71	0	0	0	3	0	74
Health Teacher Education - 131307	0	0	0	0	9	0	0	0	9
Health and Medical Laboratory Technol./Technicians, Oth. - 511099	0	0	0	15	0	0	0	0	15
Health and Physical Education, General - 310501	0	0	0	0	79	0	0	240	319
Health and Physical Education/Fitness, Other - 310599	0	0	0	0	0	0	13	0	13
Higher Education Administration - 130406	0	0	0	0	0	0	17	1	18
History, General - 450801	5	24	63	128	32	11	195	271	729

**ON-CAMPUS HEADCOUNT ENROLLMENT**  
**BY PROGRAM CATEGORY**  
**FALL, 1999-00 (CONTINUED)**

<u>Six-Digit CIP Category</u>	<u>ASU</u>	<u>DSU</u>	<u>JSU</u>	<u>MSU</u>	<u>MUW</u>	<u>MVSU</u>	<u>UM</u>	<u>USM</u>	<u>Total</u>
Home Economics Teacher Education (Vocational) - 131308	0	1	0	0	0	0	0	0	1
Home Economics, General - 190101	13	36	0	281	0	0	222	6	558
Horticulture Science - 020403	0	0	0	68	0	0	0	0	68
Hotel/Motel and Restaurant Management - 520902	0	0	0	0	0	0	0	139	139
Human Resources Management - 521001	0	0	0	0	0	0	0	138	138
Individual and Family Development Studies, General - 190701	0	0	0	0	74	0	0	0	74
Industrial Production Technologies/Technicians, Other - 150699	0	0	0	65	0	0	0	0	65
Industrial/Manufacturing Engineering - 141701	0	0	0	156	0	0	0	0	156
Industrial/Manufacturing Technology/Technician - 150603	110	0	209	106	0	100	0	31	556
Insurance and Risk Management - 520805	0	33	0	23	0	0	31	0	87
Interior Architecture - 040501	0	0	0	0	0	0	27	89	116
International Business - 521101	0	0	0	0	0	0	65	0	65
International Relations and Affairs - 450901	0	0	0	0	0	0	77	0	77
Journalism - 090401	0	0	0	0	10	0	222	163	395
Landscape Architecture - 040601	0	0	0	190	0	0	0	0	190
Landscaping Operations and Management - 010605	0	0	0	59	0	0	0	0	59
Law (LL.B., J.D.) - 220101	0	0	0	0	0	0	476	0	476
Liberal Arts and Sciences/Liberal Studies - 240101	0	0	0	1,040	0	0	0	0	1,040
Library Science/Librarianship - 250101	0	0	0	0	0	0	0	112	112
Linguistics - 160102	0	0	0	0	0	0	6	0	6
Management Information Systems and Business									
Data Processing, General - 521201	0	202	0	368	0	0	185	249	1,004
Marine/Aquatic Biology - 260607	0	0	0	0	0	0	0	40	40
Mass Communications - 090403	6	0	202	0	0	0	0	0	208
Mathematical Statistics - 270501	0	0	0	17	0	0	0	0	17
Mathematics - 270101	20	35	82	64	36	12	65	104	418
Mathematics Teacher Education - 131311	0	28	19	0	0	13	11	0	71
Mechanical Engineering - 141901	0	0	0	442	0	0	88	0	530



**ON-CAMPUS HEADCOUNT ENROLLMENT**  
**By PROGRAM CATEGORY**  
**FALL, 1999-00 (CONTINUED)**

<u>Six-Digit CIP Category</u>	<u>ASU</u>	<u>DSU</u>	<u>JSU</u>	<u>MSU</u>	<u>MUW</u>	<u>MVSU</u>	<u>UM</u>	<u>USM</u>	<u>Total</u>
Mechanical Engineering/Mechanical Technology/Technician - 150805	0	0	0	0	0	0	0	22	22
Medical Pharmacology and Pharmaceutical Sciences - 512003	0	0	0	0	0	0	8	0	8
Medical Technology - 511005	13	3	0	41	0	0	5	86	148
Medicinal/Pharmaceutical Chemistry - 400505	0	0	0	0	0	0	14	0	14
Microbiology/Bacteriology - 260501	0	0	0	125	42	0	0	0	167
Molecular Biology - 260402	0	0	0	10	0	0	0	0	10
Multi/Interdisciplinary Studies, Other - 309999	0	0	0	68	0	0	0	24	92
Museology/Museum Studies - 301401	0	0	0	0	0	0	0	4	4
Music - General Performance - 500903	21	0	17	0	0	0	0	16	54
Music Teacher Education - 131312	6	89	77	66	12	22	0	176	448
Music, General - 500901	0	8	0	0	23	25	181	154	391
Nursing (R.N. Training) - 511601	68	165	0	0	328	0	0	597	1,158
Nursing Administration (Post-R.N.) - 511602	0	0	0	0	0	0	0	106	106
Nursing Science (Post-R.N.) - 511608	0	0	0	0	0	0	0	3	3
Nursing, Other - 511699	26	31	0	0	0	0	0	0	57
Nutritional Sciences - 260609	0	0	0	63	0	0	0	27	90
Oceanography - 400702	0	0	0	0	0	0	0	39	39
Office Supervision and Management - 520204	0	25	12	0	0	23	0	0	60
Operations Management and Supervision - 520205	0	0	0	24	0	0	0	0	24
Paralegal/Legal Assistant - 220103	0	0	0	0	61	0	0	63	124
Parks, Recreation and Leisure Facilities Management - 310301	0	0	0	0	0	0	8	0	8
Parks, Recreation and Leisure Studies - 310101	14	0	0	0	0	0	80	100	194
Pharmacology, Human and Animal - 260705	0	0	0	0	0	0	11	0	11
Pharmacy (B. Pharm., Pharm.D.) - 512001	0	0	0	0	0	0	353	0	353
Philosophy - 380101	0	0	0	21	0	0	21	26	68
Physical Education Teaching and Coaching - 131314	45	192	163	504	0	140	0	486	1,530
Physical Sciences, General - 400101	0	0	0	0	11	0	0	0	11
Physical Therapy - 512308	83	0	0	0	0	0	0	0	83

**ON-CAMPUS HEADCOUNT ENROLLMENT  
 BY PROGRAM CATEGORY  
 FALL, 1999-00 (CONTINUED)**

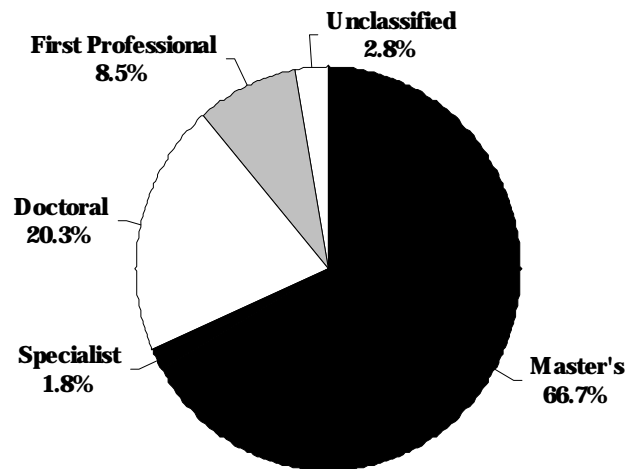
<u>Six-Digit CIP Category</u>	<u>ASU</u>	<u>DSU</u>	<u>JSU</u>	<u>MSU</u>	<u>MUW</u>	<u>MVSU</u>	<u>UM</u>	<u>USM</u>	<u>Total</u>
Physics, General - 400801	0	0	19	27	0	0	43	27	116
Physiology, Human and Animal - 260706	0	0	0	14	0	0	0	0	14
Plant Pathology - 260305	0	0	0	2	0	0	0	0	2
Plant Protection (Pest Management) - 020408	0	0	0	71	0	0	0	0	71
Political Science, General - 451001	28	23	120	186	5	36	290	185	873
Poultry Science - 020209	0	0	0	26	0	0	0	0	26
Pre-Elementary/Early Childhood/Kindergarten Teacher Education - 131204	0	0	36	0	0	0	0	0	36
Psychology, General - 420101	0	72	202	301	113	0	375	509	1,572
Public Administration - 440401	0	0	66	61	0	22	0	0	149
Public Health, General - 512201	0	0	11	0	0	0	0	123	134
Public Relations and Organizational Communications - 090501	0	0	0	0	0	64	0	14	78
Radio and Television Broadcasting - 090701	0	0	0	0	0	0	74	219	293
Reading Teacher Education - 131315	0	0	1	0	0	0	0	0	1
Real Estate - 521501	0	0	0	40	0	0	38	0	78
Science Teacher Education, General - 131316	0	0	4	0	0	0	14	28	46
Secondary Teacher Education - 131205	52	0	11	334	0	0	0	0	397
Social Science Teacher Education - 131317	0	66	11	0	0	20	0	0	97
Social Sciences, General - 450101	0	35	0	0	20	0	0	0	55
Social Studies Teacher Education - 131318	0	0	0	0	0	0	43	0	43
Social Work - 440701	0	96	365	104	0	155	125	176	1,021
Sociology - 451101	24	0	80	141	0	51	52	22	370
Spanish Language and Literature - 160905	0	0	0	0	6	0	18	0	24
Special Education, General - 131001	10	69	80	84	1	4	27	136	411
Special Education, Other - 131099	0	0	0	0	0	0	0	4	4
Speech and Rhetorical Studies - 231001	0	0	98	0	0	14	0	0	112
Speech-Language Pathology - 510203	0	0	0	0	64	0	0	0	64
Speech-Language Pathology and Audiology - 510204	0	53	0	0	0	0	154	251	458

**ON-CAMPUS HEADCOUNT ENROLLMENT  
 BY PROGRAM CATEGORY  
 FALL, 1999-00 (CONTINUED)**

<u>Six-Digit CIP Category</u>	<u>ASU</u>	<u>DSU</u>	<u>JSU</u>	<u>MSU</u>	<u>MUW</u>	<u>MVSU</u>	<u>UM</u>	<u>USM</u>	<u>Total</u>
Sport and Fitness Administration/Management - 310504	0	0	0	0	0	0	0	33	33
Systems Science and Theory - 300601	0	0	0	2	0	0	0	0	2
Taxation - 521601	0	0	0	12	0	0	14	0	26
Teacher Education, Multiple Levels - 131206	0	0	5	0	0	49	0	0	54
Teacher Education, Specific Academic and Vocational Programs, Other - 131399	0	45	0	97	0	13	0	0	155
Technical Teacher Education (Vocational) - 131319	0	0	0	60	0	0	0	0	60
Technology Teacher Education/Industrial Arts Teacher Education - 131309	23	0	16	0	0	0	0	12	51
Unclassified - 000000	1,211	635	469	424	782	125	1,501	1,011	6,158
Urban Affairs/Studies - 451201	0	0	24	0	0	0	0	0	24
Veterinary Clinical Sciences (M.S., Ph.D.) - 512501	0	0	0	28	0	0	0	0	28
Veterinary Medicine (D.V.M.) - 512401	0	0	0	193	0	0	0	0	193
Visual and Performing Arts - 500101	0	144	40	267	87	26	163	172	899
Vocational Rehabilitation Counseling - 512310	0	0	7	0	0	0	0	0	7
Water Quality and Wastewater Treatment Technology/Technician - 150506	0	0	0	0	0	2	0	0	2
Wildlife and Wildlands Management - 030601	0	0	0	139	0	0	0	0	139
Wood Science and Pulp/Paper Technology - 030509	0	0	0	44	0	0	0	0	44
<b>Total</b>	<b>2,871</b>	<b>3,958</b>	<b>6,330</b>	<b>15,270</b>	<b>2,768</b>	<b>2,351</b>	<b>10,916</b>	<b>12,588</b>	<b>57,052</b>

**ON-CAMPUS GRADUATE HEADCOUNT ENROLLMENT  
 BY ACADEMIC PROGRAM LEVELS AND BY FULL-TIME AND PART-TIME  
 FALL, 1999-00**

<u>Institution</u>	<u>Master's Program</u>			<u>Specialist Program</u>			<u>Doctoral Program</u>			<u>First Professional</u>			<u>Unclassified</u>			<u>Total All Programs</u>
	<u>Full Time</u>	<u>Part Time</u>	<u>Total</u>	<u>Full Time</u>	<u>Part Time</u>	<u>Total</u>	<u>Full Time</u>	<u>Part Time</u>	<u>Total</u>	<u>Full Time</u>	<u>Part Time</u>	<u>Total</u>	<u>Full Time</u>	<u>Part Time</u>	<u>Total</u>	
ASU	142	324	466	0	0	0	0	0	0	0	0	0	0	0	0	466
DSU	206	278	484	2	19	21	5	18	23	0	0	0	0	0	0	528
JSU	439	521	960	10	29	39	99	64	163	0	0	0	7	18	25	1,187
MSU	1,046	867	1,913	8	40	48	371	310	681	192	1	193	0	0	0	2,835
MUW	60	93	153	0	0	0	0	0	0	0	0	0	0	0	0	153
MVSU	27	182	209	0	0	0	0	0	0	0	0	0	0	1	1	210
UM	610	211	821	5	11	16	346	156	502	599	3	602	29	77	106	2,047
USM	<u>785</u>	<u>480</u>	<u>1,265</u>	<u>10</u>	<u>31</u>	<u>41</u>	<u>313</u>	<u>232</u>	<u>545</u>	<u>0</u>	<u>0</u>	<u>0</u>	<u>15</u>	<u>115</u>	<u>130</u>	<u>1,981</u>
<b>Total</b>	<b>3,315</b>	<b>2,956</b>	<b>6,271</b>	<b>35</b>	<b>130</b>	<b>165</b>	<b>1,134</b>	<b>780</b>	<b>1,914</b>	<b>791</b>	<b>4</b>	<b>795</b>	<b>51</b>	<b>211</b>	<b>262</b>	<b>9,407</b>



**ON-CAMPUS GRADUATE HEADCOUNT ENROLLMENT**  
**By PROGRAM CATEGORY**  
**FALL, 1999-00**

<u>Six-Digit CIP Category</u>	<u>ASU</u>	<u>DSU</u>	<u>JSU</u>	<u>MSU</u>	<u>MUW</u>	<u>MVSU</u>	<u>UM</u>	<u>USM</u>	<u>Total</u>
Accounting - 520301	0	21	18	34	0	0	71	14	158
Adult and Continuing Education Administration - 130403	0	0	0	0	0	0	0	11	11
Aerospace, Aeronautical and Astronautical Engineering - 140201	0	0	0	12	0	0	0	0	12
Agricultural Business and Management, General - 010101	1	0	0	13	0	0	0	0	14
Agricultural Economics - 010103	2	0	0	24	0	0	0	0	26
Agricultural Teacher Education (Vocational) - 131301	0	0	0	15	0	0	0	0	15
Agriculture/Agricultural Sciences, General - 020101	11	0	0	0	0	0	0	0	11
Agronomy and Crop Science - 020402	0	0	0	36	0	0	0	0	36
Animal Sciences, General - 020201	1	0	0	0	0	0	0	0	1
Anthropology - 450201	0	0	0	0	0	0	11	19	30
Applied Mathematics, General - 270301	0	0	0	8	0	0	0	0	8
Architecture - 040201	0	0	0	10	0	0	0	0	10
Area Studies, Other - 050199	0	0	0	0	0	0	21	0	21
Art History, Criticism and Conservation - 500703	0	0	0	0	0	0	6	0	6
Art Teacher Education - 131302	0	0	0	0	0	0	5	7	12
Aviation Management - 490104	0	8	0	0	0	0	0	0	8
Biochemistry - 260202	0	0	0	3	0	0	0	0	3
Bioengineering and Biomedical Engineering - 140501	0	0	0	15	0	0	0	0	15
Biological and Physical Sciences - 300101	0	22	0	0	0	0	0	0	22
Biology, General - 260101	8	0	38	32	0	2	30	67	177
Business Administration and Management, General - 520201	52	104	64	155	0	1	114	52	542
Business Marketing and Marketing Management - 521401	0	0	0	4	0	0	1	0	5
Business Teacher Education (Vocational) - 131303	0	0	2	0	0	0	0	0	2
Business, General - 520101	0	0	0	48	0	0	0	0	48
Business/Managerial Economics - 520601	0	0	0	0	0	0	19	17	36
Chemical Engineering - 140701	0	0	0	15	0	0	0	0	15
Chemistry, General - 400501	0	0	8	44	0	0	26	24	102
Chemistry, Other - 400599	0	0	0	0	0	0	0	64	64

**ON-CAMPUS GRADUATE HEADCOUNT ENROLLMENT**  
**By PROGRAM CATEGORY**  
**FALL, 1999-00 (CONTINUED)**

<u>Six-Digit CIP Category</u>	<u>ASU</u>	<u>DSU</u>	<u>JSU</u>	<u>MSU</u>	<u>MUW</u>	<u>MVSU</u>	<u>UM</u>	<u>USM</u>	<u>Total</u>
City/Urban, Community and Regional Planning - 040301	0	0	18	0	0	0	0	0	18
Civil Engineering, General - 140801	0	0	0	18	0	0	0	0	18
Clinical Psychology - 420201	0	0	16	0	0	0	0	0	16
Clinical and Medical Social Work - 511503	0	0	0	0	0	0	0	9	9
Communication Disorders, General - 510201	0	0	18	0	0	0	0	0	18
Communications, General - 090101	0	0	0	0	0	0	0	67	67
Community Organization, Resources and Services - 440201	0	12	0	0	0	0	0	0	12
Computer Engineering - 140901	0	0	0	31	0	0	0	0	31
Computer and Information Sciences, General - 110101	8	0	64	90	0	1	0	12	175
Computer and Information Sciences, Other - 119999	0	0	0	0	0	0	0	17	17
Counseling Psychology - 420601	0	0	0	0	0	0	0	59	59
Counselor Education Counseling and Guidance Services - 131101	0	55	132	141	0	0	0	56	384
Criminal Justice Studies - 430104	0	12	20	0	0	7	0	25	64
Criminal Justice/Law Enforcement Administration - 430103	0	0	0	0	0	50	0	0	50
Curriculum and Instruction - 130301	0	0	0	0	27	0	130	27	184
Development Economics and International Development - 450604	0	0	0	0	0	0	0	8	8
Drama/Theater Arts, General - 500501	0	0	0	0	0	0	13	20	33
Education Administration and Supervision, General - 130401	0	36	79	21	0	0	38	12	186
Education of the Gifted and Talented - 131004	0	0	0	0	35	0	0	0	35
Education, General - 130101	0	23	0	242	0	0	89	196	550
Education, Other - 139999	0	0	0	0	0	0	0	15	15
Educational Psychology - 130802	1	0	0	43	0	0	71	0	115
Educational/Instructional Media Design - 130501	0	0	0	0	0	0	0	27	27
Electrical, Electronics and Communication Engineering - 141001	0	0	0	102	0	0	0	0	102
Elementary Teacher Education - 131202	2	28	43	40	0	68	0	0	181
Engineering Science - 141301	0	0	0	0	0	0	157	0	157
Engineering, General - 140101	0	0	0	47	0	0	0	0	47
Engineering-Related Technology/Technician, General - 151101	0	0	0	0	0	0	0	34	34

**ON-CAMPUS GRADUATE HEADCOUNT ENROLLMENT**  
**By PROGRAM CATEGORY**  
**FALL, 1999-00 (CONTINUED)**

<u>Six-Digit CIP Category</u>	<u>ASU</u>	<u>DSU</u>	<u>JSU</u>	<u>MSU</u>	<u>MUW</u>	<u>MVSU</u>	<u>UM</u>	<u>USM</u>	<u>Total</u>
English Language and Literature, General - 230101	1	0	16	46	0	2	98	70	233
English Teacher Education - 131305	0	5	0	0	0	0	0	0	5
Entomology - 260702	0	0	0	16	0	0	0	0	16
Environmental Health - 512202	0	0	0	0	0	18	0	0	18
Environmental Science/Studies - 030102	0	0	33	0	0	0	0	0	33
Environmental and Pollution Control Technology/Technician - 150507	0	0	8	0	0	0	0	0	8
Exercise Sciences/Physiology and Movement Studies - 310505	0	0	0	0	0	0	30	0	30
Family/Consumer Resource Management, Other - 190499	0	0	0	0	0	0	0	15	15
Fine Arts and Art Studies, Other - 500799	0	0	0	14	0	0	0	0	14
Food Sciences and Technology - 020301	0	0	0	37	0	0	0	0	37
Food Systems Administration - 190505	0	0	0	0	0	0	0	5	5
Foods and Nutrition Studies, General - 190501	0	0	0	0	0	0	0	12	12
Foreign Languages Teacher Education - 131306	0	0	0	0	0	0	0	49	49
Foreign Languages and Literatures, General - 160101	0	0	0	12	0	0	0	0	12
Forest Harvesting and Production Technology/Technician - 030401	0	0	0	37	0	0	0	0	37
Forestry, General - 030501	0	0	0	28	0	0	0	0	28
French Language and Literature - 160901	0	0	0	0	0	0	4	0	4
Genetics, Plant and Animal - 260613	0	0	0	7	0	0	0	0	7
Geography - 450701	0	0	0	0	0	0	0	11	11
Geology - 400601	0	0	0	144	0	0	0	13	157
Health System/Health Services Administration - 510701	0	0	0	0	0	0	3	0	3
Health Teacher Education - 131307	0	0	0	0	9	0	0	0	9
Health and Physical Education/Fitness, Other - 310599	0	0	0	0	0	0	13	0	13
Higher Education Administration - 130406	0	0	0	0	0	0	17	1	18
History, General - 450801	1	0	10	47	0	0	55	48	161
Home Economics, General - 190101	1	0	0	0	0	0	0	0	1
Horticulture Science - 020403	0	0	0	18	0	0	0	0	18
Industrial/Manufacturing Engineering - 141701	0	0	0	13	0	0	0	0	13

**ON-CAMPUS GRADUATE HEADCOUNT ENROLLMENT**  
**By PROGRAM CATEGORY**  
**FALL, 1999-00 (CONTINUED)**

<u>Six-Digit CIP Category</u>	<u>ASU</u>	<u>DSU</u>	<u>JSU</u>	<u>MSU</u>	<u>MUW</u>	<u>MVSU</u>	<u>UM</u>	<u>USM</u>	<u>Total</u>
Industrial/Manufacturing Technology/Technician - 150603	4	0	0	0	0	0	0	0	4
Journalism - 090401	0	0	0	0	0	0	18	0	18
Law (LL.B., J.D.) - 220101	0	0	0	0	0	0	476	0	476
Library Science/Librarianship - 250101	0	0	0	0	0	0	0	71	71
Marine/Aquatic Biology - 260607	0	0	0	0	0	0	0	17	17
Mass Communications - 090403	1	0	11	0	0	0	0	0	12
Mathematical Statistics - 270501	0	0	0	17	0	0	0	0	17
Mathematics - 270101	2	0	5	12	0	0	21	9	49
Mathematics Teacher Education - 131311	0	2	2	0	0	0	0	0	4
Mechanical Engineering - 141901	0	0	0	31	0	0	0	0	31
Medical Pharmacology and Pharmaceutical Sciences - 512003	0	0	0	0	0	0	8	0	8
Medical Technology - 511005	0	0	0	0	0	0	0	9	9
Medicinal/Pharmaceutical Chemistry - 400505	0	0	0	0	0	0	14	0	14
Molecular Biology - 260402	0	0	0	10	0	0	0	0	10
Multi/Interdisciplinary Studies, Other - 309999	0	0	0	41	0	0	0	0	41
Music - General Performance - 500903	0	0	0	0	0	0	0	15	15
Music Teacher Education - 131312	0	5	6	0	0	0	0	15	26
Music, General - 500901	0	0	0	0	0	0	39	19	58
Nursing (R.N. Training) - 511601	1	1	0	0	39	0	0	0	41
Nursing Administration (Post-R.N.) - 511602	0	0	0	0	0	0	0	106	106
Nursing Science (Post-R.N.) - 511608	0	0	0	0	0	0	0	3	3
Nursing, Other - 511699	26	30	0	0	0	0	0	0	56
Nutritional Sciences - 260609	0	0	0	63	0	0	0	27	90
Oceanography - 400702	0	0	0	0	0	0	0	39	39
Parks, Recreation and Leisure Facilities Management - 310301	0	0	0	0	0	0	8	0	8
Parks, Recreation and Leisure Studies - 310101	1	0	0	0	0	0	0	7	8
Pharmacology, Human and Animal - 260705	0	0	0	0	0	0	11	0	11
Pharmacy (B. Pharm., Pharm.D.) - 512001	0	0	0	0	0	0	152	0	152



**ON-CAMPUS GRADUATE HEADCOUNT ENROLLMENT  
By PROGRAM CATEGORY  
FALL, 1999-00 (CONTINUED)**

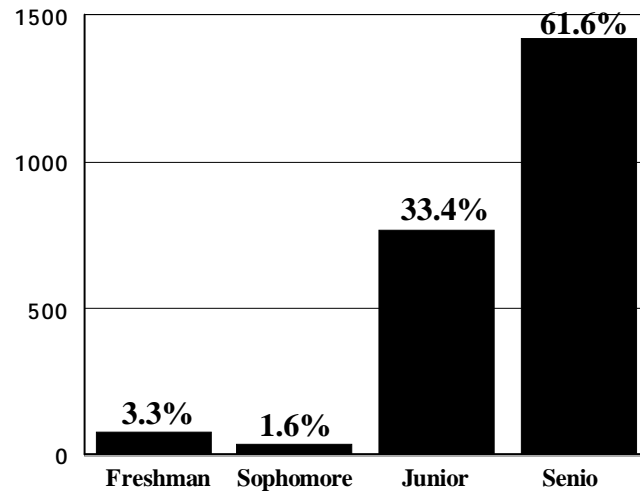
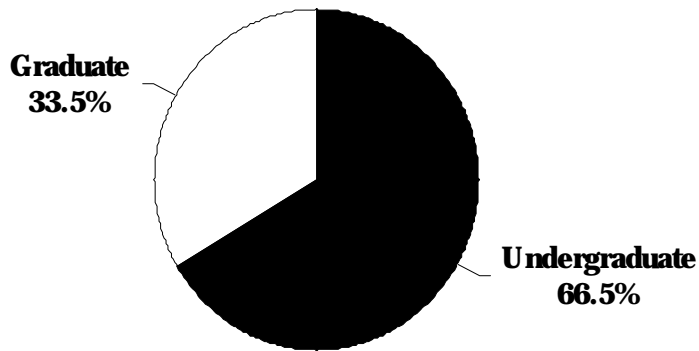
<u>Six-Digit CIP Category</u>	<u>ASU</u>	<u>DSU</u>	<u>JSU</u>	<u>MSU</u>	<u>MUW</u>	<u>MVSU</u>	<u>UM</u>	<u>USM</u>	<u>Total</u>
Philosophy - 380101	0	0	0	0	0	0	4	9	13
Physical Education Teaching and Coaching - 131314	0	30	11	80	0	0	0	39	160
Physics, General - 400801	0	0	0	7	0	0	22	2	31
Physiology, Human and Animal - 260706	0	0	0	14	0	0	0	0	14
Plant Pathology - 260305	0	0	0	2	0	0	0	0	2
Plant Protection (Pest Management) - 020408	0	0	0	26	0	0	0	0	26
Political Science, General - 451001	0	0	7	7	0	0	19	14	47
Poultry Science - 020209	0	0	0	5	0	0	0	0	5
Pre-Elementary/Early Childhood/Kindergarten Teacher Ed. - 131204	0	0	36	0	0	0	0	0	36
Psychology, General - 420101	0	0	0	34	0	0	60	86	180
Public Administration - 440401	0	0	66	61	0	2	0	0	129
Public Health, General - 512201	0	0	11	0	0	0	0	54	65
Public Relations and Organizational Communications - 090501	0	0	0	0	0	1	0	14	15
Reading Teacher Education - 131315	0	0	1	0	0	0	0	0	1
Science Teacher Education, General - 131316	0	0	4	0	0	0	0	28	32
Secondary Teacher Education - 131205	52	0	11	32	0	0	0	0	95
Social Science Teacher Education - 131317	0	17	0	0	0	0	0	0	17
Social Work - 440701	0	0	111	0	0	1	0	71	183
Sociology - 451101	0	0	51	48	0	1	9	0	109
Spanish Language and Literature - 160905	0	0	0	0	0	0	6	0	6
Special Education, General - 131001	0	14	18	30	0	4	0	31	97
Special Education, Other - 131099	0	0	0	0	0	0	0	4	4
Speech and Rhetorical Studies - 231001	0	0	0	0	0	1	0	0	1
Speech-Language Pathology - 510203	0	0	0	0	32	0	0	0	32
Speech-Language Pathology and Audiology - 510204	0	0	0	0	0	0	38	43	81
Sport and Fitness Administration/Management - 310504	0	0	0	0	0	0	0	33	33
Systems Science and Theory - 300601	0	0	0	2	0	0	0	0	2
Taxation - 521601	0	0	0	12	0	0	14	0	26

**ON-CAMPUS GRADUATE HEADCOUNT ENROLLMENT  
 BY PROGRAM CATEGORY  
 FALL, 1999-00 (CONTINUED)**

<u>Six-Digit CIP Category</u>	<u>ASU</u>	<u>DSU</u>	<u>JSU</u>	<u>MSU</u>	<u>MUW</u>	<u>MVSU</u>	<u>UM</u>	<u>USM</u>	<u>Total</u>
Teacher Education, Multiple Levels - 131206	0	0	5	0	0	48	0	0	53
Teacher Education, Specific Academic and Vocational Programs, Other - 131399	0	18	0	46	0	0	0	0	64
Technical Teacher Education (Vocational) - 131319	0	0	0	44	0	0	0	0	44
Technology Teacher Education/Industrial Arts Teacher Education - 131309	0	0	9	0	0	0	0	0	9
Unclassified - 000000	290	85	227	272	11	3	99	133	1,120
Veterinary Clinical Sciences (M.S., Ph.D.) - 512501	0	0	0	28	0	0	0	0	28
Veterinary Medicine (D.V.M.) - 512401	0	0	0	193	0	0	0	0	193
Visual and Performing Arts - 500101	0	0	0	0	0	0	7	0	7
Vocational Rehabilitation Counseling - 512310	0	0	7	0	0	0	0	0	7
Wildlife and Wildlands Management - 030601	0	0	0	39	0	0	0	0	39
Wood Science and Pulp/Paper Technology - 030509	<u>0</u>	<u>0</u>	<u>0</u>	<u>17</u>	<u>0</u>	<u>0</u>	<u>0</u>	<u>0</u>	<u>17</u>
<b>Total</b>	<b>466</b>	<b>528</b>	<b>1,186</b>	<b>2,835</b>	<b>153</b>	<b>210</b>	<b>2,047</b>	<b>1,981</b>	<b>9,406</b>

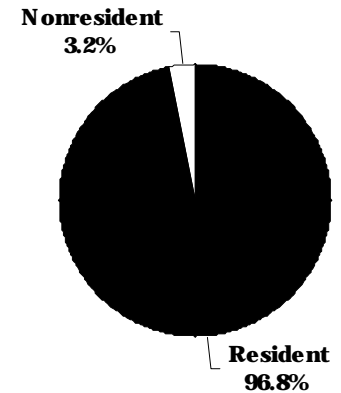
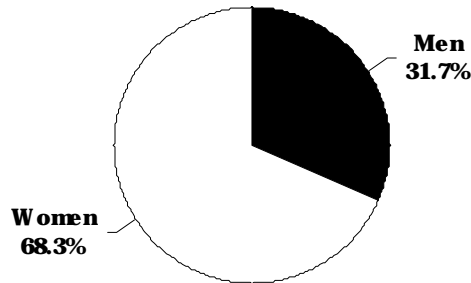
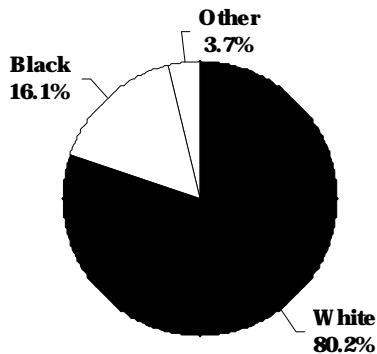
**OFF-CAMPUS HEADCOUNT ENROLLMENT  
By Level  
Fall, 1999-00**

<b><u>Institution</u></b>	<b><u>Freshman</u></b>	<b><u>Sophomore</u></b>	<b><u>Junior</u></b>	<b><u>Senior</u></b>	<b><u>Undergraduate</u></b>	<b><u>Graduate</u></b>	<b><u>Total</u></b>
DSU - Greenville	9	2	5	12	28	18	46
MSU - Meridian	25	8	143	267	443	267	710
MSU - Vicksburg Engineering	0	0	0	0	0	52	52
MSU - Stennis Center	0	0	0	1	1	43	44
MVSU - Greenwood	30	7	13	17	67	91	158
UM - Jackson	0	0	0	0	0	27	27
UM - Tupelo	10	15	35	117	177	153	330
UM - Jackson Engineering	0	0	0	1	1	27	28
UM - Southaven	3	6	85	128	222	91	313
USM - Gulf Coast	<u>0</u>	<u>0</u>	<u>489</u>	<u>878</u>	<u>1,367</u>	<u>394</u>	<u>1,761</u>
<b>Total</b>	<b>77</b>	<b>38</b>	<b>770</b>	<b>1,421</b>	<b>2,306</b>	<b>1,163</b>	<b>3,469</b>



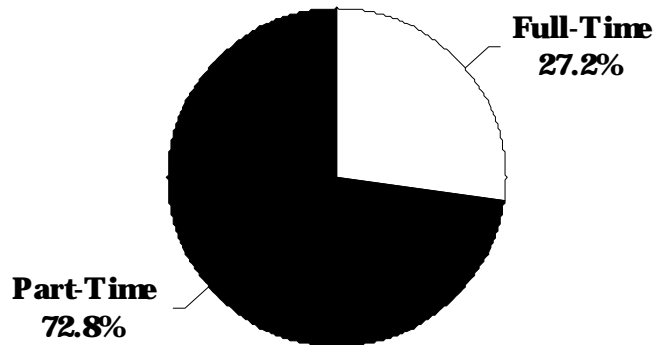
**OFF-CAMPUS HEADCOUNT ENROLLMENT  
BY ETHNICITY, BY GENDER, AND BY RESIDENCE  
FALL, 1999-00**

<u>Institution</u>	<u>White</u>		<u>Black</u>		<u>Other</u>		<u>Men</u>		<u>Women</u>		<u>Resident</u>		<u>Nonresident</u>		<u>Total</u>
DSU - Greenville	24	52.2%	22	47.8%	0	0.0%	12	26.1%	34	73.9%	44	95.7%	2	4.3%	46
MSU - Meridian	534	75.2%	148	20.8%	28	3.9%	184	25.9%	526	74.1%	692	97.5%	18	2.5%	710
MSU - Vicksburg Engineering	43	82.7%	5	9.6%	4	7.7%	36	69.2%	16	30.8%	51	98.1%	1	1.9%	52
MSU - Stennis Center	34	77.3%	3	6.8%	7	15.9%	34	77.3%	10	22.7%	26	59.1%	18	40.9%	44
MVSU - Greenwood	41	25.9%	116	73.4%	1	0.6%	31	19.6%	127	80.4%	155	98.1%	3	1.9%	158
UM - Jackson	20	74.1%	7	25.9%	0	0.0%	9	33.3%	18	66.7%	26	96.3%	1	3.7%	27
UM - Tupelo	298	90.3%	29	8.8%	3	0.9%	92	27.9%	238	72.1%	326	98.8%	4	1.2%	330
UM - Jackson Engineering	24	85.7%	1	3.6%	3	10.7%	24	85.7%	4	14.3%	26	92.9%	2	7.1%	28
UM - Southaven	279	89.1%	29	9.3%	5	1.6%	90	28.8%	223	71.2%	281	89.8%	32	10.2%	313
USM - Gulf Coast	1,485	84.3%	198	11.2%	78	4.4%	587	33.3%	1,174	66.7%	1,731	98.3%	30	1.7%	1,761
<b>Total</b>	<b>2,782</b>	<b>80.2%</b>	<b>558</b>	<b>16.1%</b>	<b>129</b>	<b>3.7%</b>	<b>1,099</b>	<b>31.7%</b>	<b>2,370</b>	<b>68.3%</b>	<b>3,358</b>	<b>96.8%</b>	<b>111</b>	<b>3.2%</b>	<b>3,469</b>



**OFF-CAMPUS HEADCOUNT ENROLLMENT AND FULL-TIME EQUIVALENT (FTE) ENROLLMENT  
 BY LEVEL AND BY FULL-TIME AND PART-TIME  
 FALL, 1999-00**

<b>Institution</b>	<b>Headcount</b>				<b>Full-Time Equivalent</b>				
	<b>Full-Time</b>	<b>Part-Time</b>	<b>Total</b>	<b>Percent Part-Time</b>	<b>Lower</b>	<b>Upper</b>	<b>Graduate</b>	<b>Total</b>	<b>FTE Percent of Headcount</b>
DSU - Greenville	0	46	46	100.0%	2.6	4.0	5.3	11.9	25.9%
MSU - Meridian	227	483	710	68.0%	11.2	244.7	124.8	380.7	53.6%
MSU - Vicksburg Engineering	2	50	52	96.2%	0.0	0.0	14.2	14.2	27.3%
MSU - Stennis Center	2	42	44	95.5%	0.0	0.2	12.7	12.9	29.3%
MVSU - Greenwood	4	154	158	97.5%	12.2	8.4	31.3	51.9	32.8%
UM - Jackson	1	26	27	96.3%	0.0	0.0	11.3	11.3	41.9%
UM - Tupelo	17	313	330	94.8%	8.4	50.2	56.5	115.1	34.9%
UM - Jackson Engineering	0	28	28	100.0%	0.0	0.4	7.0	7.4	26.4%
UM - Southaven	33	280	313	89.5%	3.1	86.6	31.5	121.2	38.7%
USM - Gulf Coast	<u>659</u>	<u>1,102</u>	<u>1,761</u>	<u>62.6%</u>	<u>0.0</u>	<u>832.2</u>	<u>163.3</u>	<u>995.5</u>	<u>56.5%</u>
<b>Total</b>	<b>945</b>	<b>2,524</b>	<b>3,469</b>	<b>72.8%</b>	<b>37.5</b>	<b>1,226.7</b>	<b>457.9</b>	<b>1,722.1</b>	<b>49.6%</b>



**OFF-CAMPUS HEADCOUNT ENROLLMENT**  
**By PROGRAM CATEGORY**  
**FALL, 1999-00**

<u>Six-Digit CIP Category</u>	<u>DSU Greenville</u>	<u>MSU Meridian</u>	<u>MSU Vicksburg</u>	<u>MSU Stennis</u>	<u>MVSU Greenwood</u>	<u>UM Jackson</u>
Accounting - 520301	0	7	0	0	2	0
Adult and Continuing Education Administration - 130403	0	0	0	0	0	0
Advertising - 090201	0	0	0	0	0	0
American Studies/Civilization - 050102	0	0	0	0	0	0
Biological and Physical Sciences - 300101	1	0	0	0	0	0
Biology, General - 260101	0	0	0	0	2	0
Business Administration and Management, General - 520201	7	157	0	0	17	0
Business Marketing and Marketing Management - 521401	2	2	0	0	0	0
Business Teacher Education (Vocational) - 131303	0	0	0	0	0	0
Business, General - 520101	0	1	0	0	0	0
Business/Managerial Economics - 520601	0	0	0	0	0	0
Chemical Engineering - 140701	0	0	2	2	0	0
Civil Engineering, General - 140801	0	1	14	1	0	0
Clothing/Apparel and Textile Studies - 190901	0	0	0	0	0	0
Communications, General - 090101	0	0	0	0	0	0
Computer Engineering - 140901	0	0	0	1	0	0
Computer Engineering Technology/Technician - 150301	0	0	0	0	0	0
Computer and Information Sciences, General - 110101	0	0	6	0	0	0
Counselor Education Counseling and Guidance Services - 131101	1	59	0	0	0	0
Court Reporter - 520405	0	0	0	0	0	0
Criminal Justice Studies - 430104	0	0	0	0	4	0
Criminal Justice/Law Enforcement Administration - 430103	0	0	0	0	34	0
Curriculum and Instruction - 130301	0	0	0	0	0	1

**OFF-CAMPUS HEADCOUNT ENROLLMENT  
By PROGRAM CATEGORY  
FALL, 1999-00 (CONTINUED)**

<u>Six-Digit CIP Category</u>	<u>DSU Greenville</u>	<u>MSU Meridian</u>	<u>MSU Vicksburg</u>	<u>MSU Stennis</u>	<u>MVSU Greenwood</u>	<u>UM Jackson</u>
Dietetics/Human Nutritional Services - 190503	0	0	0	0	0	0
Education Administration and Supervision, General - 130401	0	9	0	0	0	1
Education, General - 130101	0	25	0	0	0	22
Education, Other - 139999	0	0	0	0	0	0
Educational Psychology - 130802	0	0	0	0	0	0
Educational/Instructional Media Design - 130501	0	0	0	0	0	0
Electrical, Electronic and Communications Eng. Tech./Technician - 150303	0	0	0	0	0	0
Electrical, Electronics and Communication Engineering - 141001	0	0	2	12	0	0
Elementary Teacher Education - 131202	16	176	0	0	48	0
Engineering Science - 141301	0	0	0	0	0	0
Engineering, General - 140101	0	0	1	4	0	0
English Language and Literature, General - 230101	0	3	0	0	0	0
English Teacher Education - 131305	1	0	0	0	0	0
Environmental Health - 512202	0	0	0	0	13	0
Finance, General - 520801	0	0	0	0	0	0
Food Sciences and Technology - 020301	0	0	0	1	0	0
Foreign Languages Teacher Education - 131306	0	0	0	0	0	0
Foreign Languages and Literatures, General - 160101	1	0	0	0	0	0
Forest Harvesting and Production Technology/Technician - 030401	0	0	1	0	0	0
Geography - 450701	0	0	0	0	0	0
Geology - 400601	0	0	0	0	0	0
Health and Physical Education, General - 310501	0	0	0	0	0	0

**OFF-CAMPUS HEADCOUNT ENROLLMENT  
 BY PROGRAM CATEGORY  
 FALL, 1999-00 (CONTINUED)**

<b><u>Six-Digit CIP Category</u></b>	<b><u>DSU Greenville</u></b>	<b><u>MSU Meridian</u></b>	<b><u>MSU Vicksburg</u></b>	<b><u>MSU Stennis</u></b>	<b><u>MVSU Greenwood</u></b>	<b><u>UM Jackson</u></b>
Higher Education Administration - 130406	0	0	0	0	0	0
History, General - 450801	0	2	0	0	0	0
Home Economics, General - 190101	0	0	0	0	0	0
Hotel/Motel and Restaurant Management - 520902	0	0	0	0	0	0
Human Resources Management - 521001	0	0	0	0	0	0
Industrial/Manufacturing Engineering - 141701	0	0	1	5	0	0
Industrial/Manufacturing Technology/Technician - 150603	0	14	0	0	0	0
Insurance and Risk Management - 520805	0	0	0	0	0	0
Journalism - 090401	0	0	0	0	0	0
Landscape Architecture - 040601	0	1	0	0	0	0
Liberal Arts and Sciences/Liberal Studies - 240101	0	31	0	0	0	0
Library Science/Librarianship - 250101	0	0	0	0	0	0
Management Information Systems and Business						
Data Processing, General - 521201	0	1	0	0	0	0
Mathematics - 270101	0	0	0	0	0	0
Mathematics Teacher Education - 131311	0	0	0	0	1	0
Mechanical Engineering - 141901	0	0	0	1	0	0
Mechanical Engineering/Mechanical						
Technology/Technician - 150805	0	0	0	0	0	0
Medical Technology - 511005	0	0	0	0	0	0
Microbiology/Bacteriology - 260501	0	1	0	0	0	0
Multi/Interdisciplinary Studies, Other - 309999	0	12	2	0	0	0
Music Teacher Education - 131312	0	0	0	0	0	0



**OFF-CAMPUS HEADCOUNT ENROLLMENT**  
**By PROGRAM CATEGORY**  
**FALL, 1999-00 (CONTINUED)**

<u>Six-Digit CIP Category</u>	<u>DSU Greenville</u>	<u>MSU Meridian</u>	<u>MSU Vicksburg</u>	<u>MSU Stennis</u>	<u>MVSU Greenwood</u>	<u>UM Jackson</u>
Nursing (R.N. Training) - 511601	0	0	0	0	0	0
Nursing Administration (Post-R.N.) - 511602	0	0	0	0	0	0
Office Supervision and Management - 520204	0	0	0	0	1	0
Paralegal/Legal Assistant - 220103	0	0	0	0	0	0
Physical Education Teaching and Coaching - 131314	0	2	0	0	1	0
Political Science, General - 451001	0	2	0	0	0	0
Psychology, General - 420101	0	0	0	0	0	0
Public Administration - 440401	0	1	0	0	0	0
Public Health, General - 512201	0	0	0	0	0	0
Public Relations and Organizational Communications - 090501	0	0	0	0	1	0
Radio and Television Broadcasting - 090701	0	0	0	0	0	0
Real Estate - 521501	0	0	0	0	0	0
Secondary Teacher Education - 131205	0	53	0	0	0	0
Social Science Teacher Education - 131317	1	0	0	0	1	0
Social Studies Teacher Education - 131318	0	0	0	0	0	0
Social Work - 440701	0	37	0	0	13	0
Sociology - 451101	0	2	0	0	2	0
Special Education, General - 131001	5	3	0	0	1	0
Speech-Language Pathology and Audiology - 510204	0	0	0	0	0	0
Taxation - 521601	0	0	0	0	0	0
Teacher Education, Multiple Levels - 131206	0	0	0	0	2	0
Teacher Education, Specific Academic and Vocational Programs, Other - 131399	1	0	0	0	0	0

**OFF-CAMPUS HEADCOUNT ENROLLMENT  
 BY PROGRAM CATEGORY  
 FALL, 1999-00 (CONTINUED)**

<u>Six-Digit CIP Category</u>	<u>DSU Greenville</u>	<u>MSU Meridian</u>	<u>MSU Vicksburg</u>	<u>MSU Stennis</u>	<u>MVSU Greenwood</u>	<u>UM Jackson</u>
Technology Teacher Education/Industrial Arts						
Teacher Education - 131309	0	0	0	0	0	0
Unclassified - 000000	10	108	23	17	15	3
Visual and Performing Arts - 500101	<u>0</u>	<u>0</u>	<u>0</u>	<u>0</u>	<u>0</u>	<u>0</u>
<b>Total</b>	<b>46</b>	<b>710</b>	<b>52</b>	<b>44</b>	<b>158</b>	<b>27</b>

**OFF-CAMPUS HEADCOUNT ENROLLMENT**  
**By PROGRAM CATEGORY**  
**FALL, 1999-00 (CONTINUED)**

<u>Six-Digit CIP Category</u>	<u>UM Tupelo</u>	<u>UM Jackson Eng.</u>	<u>UM Southaven</u>	<u>USM Gulf Coast</u>	<u>Total</u>
Accounting - 520301	44	0	23	123	199
Adult and Continuing Education Administration - 130403	0	0	0	17	17
Advertising - 090201	0	0	0	1	1
American Studies/Civilization - 050102	0	0	0	1	1
Biological and Physical Sciences - 300101	0	0	0	0	1
Biology, General - 260101	0	0	0	13	15
Business Administration and Management, General - 520201	20	0	9	182	392
Business Marketing and Marketing Management - 521401	2	0	9	1	16
Business Teacher Education (Vocational) - 131303	0	0	0	2	2
Business, General - 520101	29	0	17	0	47
Business/Managerial Economics - 520601	0	0	0	1	1
Chemical Engineering - 140701	0	0	0	0	4
Civil Engineering, General - 140801	0	0	0	0	16
Clothing/Apparel and Textile Studies - 190901	0	0	0	2	2
Communications, General - 090101	0	0	0	2	2
Computer Engineering - 140901	0	0	0	0	1
Computer Engineering Technology/Technician - 150301	0	0	0	5	5
Computer and Information Sciences, General - 110101	0	0	1	82	89
Counselor Education Counseling and Guidance Services - 131101	0	0	0	27	87
Court Reporter - 520405	2	0	0	0	2
Criminal Justice Studies - 430104	0	0	0	51	55
Criminal Justice/Law Enforcement Administration - 430103	1	0	4	0	39
Curriculum and Instruction - 130301	41	0	50	21	113

**OFF-CAMPUS HEADCOUNT ENROLLMENT  
 BY PROGRAM CATEGORY  
 FALL, 1999-00 (CONTINUED)**

<u>Six-Digit CIP Category</u>	<u>UM Tupelo</u>	<u>UM Jackson Eng.</u>	<u>UM Southaven</u>	<u>USM Gulf Coast</u>	<u>Total</u>
Dietetics/Human Nutritional Services - 190503	0	0	0	1	1
Education Administration and Supervision, General - 130401	33	0	1	18	62
Education, General - 130101	0	0	5	45	97
Education, Other - 139999	0	0	0	15	15
Educational Psychology - 130802	12	0	4	0	16
Educational/Instructional Media Design - 130501	0	0	0	1	1
Electrical, Electronic and Communications Eng. Tech./Technician - 150303	0	0	0	13	13
Electrical, Electronics and Communication Engineering - 141001	0	0	0	0	14
Elementary Teacher Education - 131202	12	0	25	303	580
Engineering Science - 141301	0	17	0	0	17
Engineering, General - 140101	0	1	0	0	6
English Language and Literature, General - 230101	0	0	1	56	60
English Teacher Education - 131305	0	0	0	0	1
Environmental Health - 512202	0	0	0	0	13
Finance, General - 520801	2	0	2	1	5
Food Sciences and Technology - 020301	0	0	0	0	1
Foreign Languages Teacher Education - 131306	0	0	0	2	2
Foreign Languages and Literatures, General - 160101	0	0	0	3	4
Forest Harvesting and Production Technology/Technician - 030401	0	0	0	0	1
Geography - 450701	0	0	0	2	2
Geology - 400601	0	0	0	1	1
Health and Physical Education, General - 310501	0	0	0	1	1

**OFF-CAMPUS HEADCOUNT ENROLLMENT  
 BY PROGRAM CATEGORY  
 FALL, 1999-00 (CONTINUED)**

<u>Six-Digit CIP Category</u>	<u>UM Tupelo</u>	<u>UM Jackson Eng.</u>	<u>UM Southaven</u>	<u>USM Gulf Coast</u>	<u>Total</u>
Higher Education Administration - 130406	0	0	1	0	1
History, General - 450801	0	0	0	42	44
Home Economics, General - 190101	1	0	0	0	1
Hotel/Motel and Restaurant Management - 520902	0	0	0	28	28
Human Resources Management - 521001	0	0	0	23	23
Industrial/Manufacturing Engineering - 141701	0	0	0	0	6
Industrial/Manufacturing Technology/Technician - 150603	0	0	0	23	37
Insurance and Risk Management - 520805	1	0	0	0	1
Journalism - 090401	0	0	0	5	5
Landscape Architecture - 040601	0	0	0	0	1
Liberal Arts and Sciences/Liberal Studies - 240101	0	0	0	0	31
Library Science/Librarianship - 250101	0	0	0	19	19
Management Information Systems and Business					
Data Processing, General - 521201	0	0	4	73	78
Mathematics - 270101	7	0	0	26	33
Mathematics Teacher Education - 131311	0	0	1	0	2
Mechanical Engineering - 141901	0	0	0	0	1
Mechanical Engineering/Mechanical					
Technology/Technician - 150805	0	0	0	1	1
Medical Technology - 511005	0	0	0	3	3
Microbiology/Bacteriology - 260501	0	0	0	0	1
Multi/Interdisciplinary Studies, Other - 309999	0	0	0	0	14
Music Teacher Education - 131312	0	0	0	1	1

**OFF-CAMPUS HEADCOUNT ENROLLMENT  
By PROGRAM CATEGORY  
FALL, 1999-00 (CONTINUED)**

<u>Six-Digit CIP Category</u>	<u>UM Tupelo</u>	<u>UM Jackson Eng.</u>	<u>UM Southaven</u>	<u>USM Gulf Coast</u>	<u>Total</u>
Nursing (R.N. Training) - 511601	0	0	0	21	21
Nursing Administration (Post-R.N.) - 511602	0	0	0	5	5
Office Supervision and Management - 520204	0	0	0	0	1
Paralegal/Legal Assistant - 220103	0	0	0	16	16
Physical Education Teaching and Coaching - 131314	0	0	0	3	6
Political Science, General - 451001	1	0	2	22	27
Psychology, General - 420101	4	0	2	123	129
Public Administration - 440401	0	0	0	0	1
Public Health, General - 512201	0	0	0	13	13
Public Relations and Organizational Communications - 090501	0	0	0	9	10
Radio and Television Broadcasting - 090701	0	0	0	1	1
Real Estate - 521501	1	0	1	0	2
Secondary Teacher Education - 131205	0	0	0	0	53
Social Science Teacher Education - 131317	0	0	0	0	2
Social Studies Teacher Education - 131318	1	0	0	0	1
Social Work - 440701	2	0	2	32	86
Sociology - 451101	0	0	0	0	4
Special Education, General - 131001	4	0	5	55	73
Speech-Language Pathology and Audiology - 510204	1	0	0	3	4
Taxation - 521601	1	0	0	0	1
Teacher Education, Multiple Levels - 131206	0	0	0	0	2
Teacher Education, Specific Academic and Vocational Programs, Other - 131399	0	0	0	0	1

**OFF-CAMPUS HEADCOUNT ENROLLMENT  
 BY PROGRAM CATEGORY  
 FALL, 1999-00 (CONTINUED)**

<u>Six-Digit CIP Category</u>	<u>UM Tupelo</u>	<u>UM Jackson Eng.</u>	<u>UM Southaven</u>	<u>USM Gulf Coast</u>	<u>Total</u>
Technology Teacher Education/Industrial Arts					
Teacher Education - 131309	0	0	0	69	69
Unclassified - 000000	107	10	144	151	588
Visual and Performing Arts - 500101	<u>1</u>	<u>0</u>	<u>0</u>	<u>1</u>	<u>2</u>
<b>Total</b>	<b>330</b>	<b>28</b>	<b>313</b>	<b>1,761</b>	<b>3,469</b>

**OFF-CAMPUS GRADUATE HEADCOUNT ENROLLMENT  
 BY ACADEMIC PROGRAM LEVELS AND BY FULL-TIME AND PART-TIME  
 FALL, 1999-00**

<u>Institution</u>	<u>Master's Program</u>			<u>Specialist Program</u>			<u>Doctoral Program</u>			<u>First Professional</u>			<u>Unclassified</u>			<u>Total All Programs</u>
	<u>Full Time</u>	<u>Part Time</u>	<u>Total</u>	<u>Full Time</u>	<u>Part Time</u>	<u>Total</u>	<u>Full Time</u>	<u>Part Time</u>	<u>Total</u>	<u>Full Time</u>	<u>Part Time</u>	<u>Total</u>	<u>Full Time</u>	<u>Part Time</u>	<u>Total</u>	
DSU - Greenville	0	18	18	0	0	0	0	0	0	0	0	0	0	0	0	18
MSU - Meridian	42	199	241	5	17	22	1	3	4	0	0	0	0	0	0	267
MSU - Vicksburg Engineering	1	44	45	0	0	0	1	6	7	0	0	0	0	0	0	52
MSU - Stennis Center	2	31	33	0	0	0	0	10	10	0	0	0	0	0	0	43
MVSU - Greenwood	1	89	90	0	0	0	0	0	0	0	0	0	0	1	1	91
UM - Jackson	0	1	1	0	1	1	1	21	22	0	0	0	0	3	3	27
UM - Tupelo	2	101	103	1	8	9	0	0	0	0	0	0	0	41	41	153
UM - Jackson Engineering	0	16	16	0	0	0	0	0	0	0	0	0	0	11	11	27
UM - Southaven	1	53	54	0	2	2	0	5	5	0	0	0	0	30	30	91
USM - Gulf Coast	<u>41</u>	<u>227</u>	<u>268</u>	<u>11</u>	<u>26</u>	<u>37</u>	<u>0</u>	<u>9</u>	<u>9</u>	<u>0</u>	<u>0</u>	<u>0</u>	<u>7</u>	<u>73</u>	<u>80</u>	<u>394</u>
<b>Total</b>	<b>90</b>	<b>779</b>	<b>869</b>	<b>17</b>	<b>54</b>	<b>71</b>	<b>3</b>	<b>54</b>	<b>57</b>	<b>0</b>	<b>0</b>	<b>0</b>	<b>7</b>	<b>159</b>	<b>166</b>	<b>1,163</b>



**OFF-CAMPUS GRADUATE HEADCOUNT ENROLLMENT**  
**By PROGRAM CATEGORY**  
**FALL, 1999-00**

<u>Six-Digit CIP Category</u>	<u>DSU Greenville</u>	<u>MSU Meridian</u>	<u>MSU Vicksburg</u>	<u>MSU Stennis</u>	<u>MVSU Greenwood</u>	<u>UM Jackson</u>
Accounting - 520301	0	1	0	0	0	0
Adult and Continuing Education Administration - 130403	0	0	0	0	0	0
Biological and Physical Sciences - 300101	1	0	0	0	0	0
Biology, General - 260101	0	0	0	0	0	0
Business Administration and Management, General - 520201	0	24	0	0	1	0
Business, General - 520101	0	1	0	0	0	0
Chemical Engineering - 140701	0	0	2	2	0	0
Civil Engineering, General - 140801	0	1	14	1	0	0
Communications, General - 090101	0	0	0	0	0	0
Computer Engineering - 140901	0	0	0	1	0	0
Computer and Information Sciences, General - 110101	0	0	6	0	0	0
Counselor Education Counseling and Guidance Services - 131101	1	59	0	0	0	0
Criminal Justice Studies - 430104	0	0	0	0	4	0
Criminal Justice/Law Enforcement Administration - 430103	0	0	0	0	34	0
Curriculum and Instruction - 130301	0	0	0	0	0	1
Education Administration and Supervision, General - 130401	0	9	0	0	0	1
Education, General - 130101	0	25	0	0	0	22
Education, Other - 139999	0	0	0	0	0	0
Educational Psychology - 130802	0	0	0	0	0	0
Educational/Instructional Media Design - 130501	0	0	0	0	0	0
Electrical, Electronics and Communication Engineering - 141001	0	0	2	12	0	0
Elementary Teacher Education - 131202	10	33	0	0	33	0
Engineering Science - 141301	0	0	0	0	0	0
Engineering, General - 140101	0	0	1	4	0	0

**OFF-CAMPUS GRADUATE HEADCOUNT ENROLLMENT**  
**By PROGRAM CATEGORY**  
**FALL, 1999-00 (CONTINUED)**

<u>Six-Digit CIP Category</u>	<u>DSU Greenville</u>	<u>MSU Meridian</u>	<u>MSU Vicksburg</u>	<u>MSU Stennis</u>	<u>MVSU Greenwood</u>	<u>UM Jackson</u>
English Language and Literature, General - 230101	0	3	0	0	0	0
English Teacher Education - 131305	1	0	0	0	0	0
Environmental Health - 512202	0	0	0	0	13	0
Food Sciences and Technology - 020301	0	0	0	1	0	0
Foreign Languages Teacher Education - 131306	0	0	0	0	0	0
Forest Harvesting and Production Technology/Technician - 030401	0	0	1	0	0	0
Geography - 450701	0	0	0	0	0	0
Higher Education Administration - 130406	0	0	0	0	0	0
History, General - 450801	0	0	0	0	0	0
Industrial/Manufacturing Engineering - 141701	0	0	1	4	0	0
Library Science/Librarianship - 250101	0	0	0	0	0	0
Mathematics - 270101	0	0	0	0	0	0
Mechanical Engineering - 141901	0	0	0	1	0	0
Multi/Interdisciplinary Studies, Other - 309999	0	0	2	0	0	0
Music Teacher Education - 131312	0	0	0	0	0	0
Nursing Administration (Post-R.N.) - 511602	0	0	0	0	0	0
Physical Education Teaching and Coaching - 131314	0	0	0	0	0	0
Political Science, General - 451001	0	0	0	0	0	0
Public Administration - 440401	0	1	0	0	0	0
Public Health, General - 512201	0	0	0	0	0	0
Public Relations and Organizational Communications - 090501	0	0	0	0	1	0
Secondary Teacher Education - 131205	0	10	0	0	0	0
Social Work - 440701	0	0	0	0	0	0

**OFF-CAMPUS GRADUATE HEADCOUNT ENROLLMENT  
 BY PROGRAM CATEGORY  
 FALL, 1999-00 (CONTINUED)**

<u>Six-Digit CIP Category</u>	<u>DSU Greenville</u>	<u>MSU Meridian</u>	<u>MSU Vicksburg</u>	<u>MSU Stennis</u>	<u>MVSU Greenwood</u>	<u>UM Jackson</u>
Sociology - 451101	0	1	0	0	0	0
Special Education, General - 131001	1	1	0	0	1	0
Taxation - 521601	0	0	0	0	0	0
Teacher Education, Multiple Levels - 131206	0	0	0	0	2	0
Teacher Education, Specific Academic and Vocational Programs, Other - 131399	1	0	0	0	0	0
Unclassified - 000000	<u>3</u>	<u>98</u>	<u>23</u>	<u>17</u>	<u>2</u>	<u>3</u>
<b>Total</b>	<b>18</b>	<b>267</b>	<b>52</b>	<b>43</b>	<b>91</b>	<b>27</b>

**OFF-CAMPUS GRADUATE HEADCOUNT ENROLLMENT  
 BY PROGRAM CATEGORY  
 FALL, 1999-00 (CONTINUED)**

<b><u>Six-Digit CIP Category</u></b>	<b><u>UM Tupelo</u></b>	<b><u>UM Jackson Eng.</u></b>	<b><u>UM Southaven</u></b>	<b><u>USM Gulf Coast</u></b>	<b><u>Total</u></b>
Accounting - 520301	0	0	0	1	2
Adult and Continuing Education Administration - 130403	0	0	0	17	17
Biological and Physical Sciences - 300101	0	0	0	0	1
Biology, General - 260101	0	0	0	1	1
Business Administration and Management, General - 520201	19	0	0	35	79
Business, General - 520101	0	0	0	0	1
Chemical Engineering - 140701	0	0	0	0	4
Civil Engineering, General - 140801	0	0	0	0	16
Communications, General - 090101	0	0	0	1	1
Computer Engineering - 140901	0	0	0	0	1
Computer and Information Sciences, General - 110101	0	0	0	7	13
Counselor Education Counseling and Guidance Services - 131101	0	0	0	27	87
Criminal Justice Studies - 430104	0	0	0	9	13
Criminal Justice/Law Enforcement Administration - 430103	0	0	0	0	34
Curriculum and Instruction - 130301	41	0	50	21	113
Education Administration and Supervision, General - 130401	33	0	1	18	62
Education, General - 130101	0	0	5	45	97
Education, Other - 139999	0	0	0	15	15
Educational Psychology - 130802	12	0	4	0	16
Educational/Instructional Media Design - 130501	0	0	0	1	1
Electrical, Electronics and Communication Engineering - 141001	0	0	0	0	14
Elementary Teacher Education - 131202	0	0	0	0	76
Engineering Science - 141301	0	17	0	0	17
Engineering, General - 140101	0	0	0	0	5

**OFF-CAMPUS GRADUATE HEADCOUNT ENROLLMENT  
 BY PROGRAM CATEGORY  
 FALL, 1999-00 (CONTINUED)**

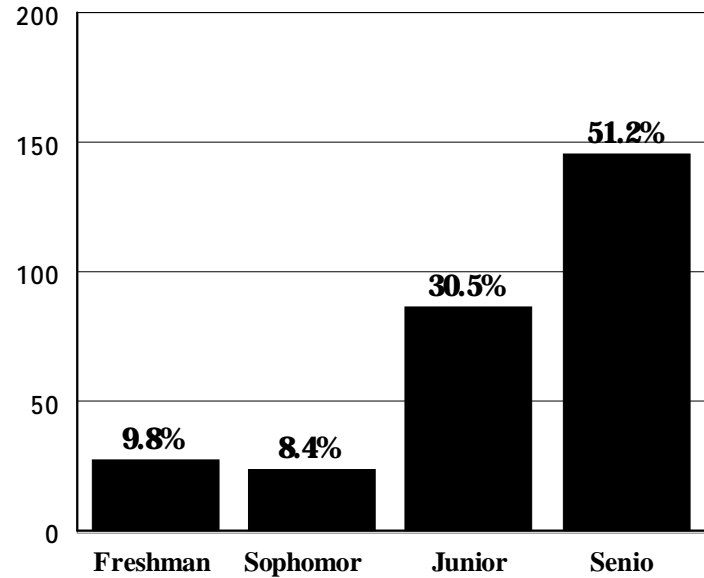
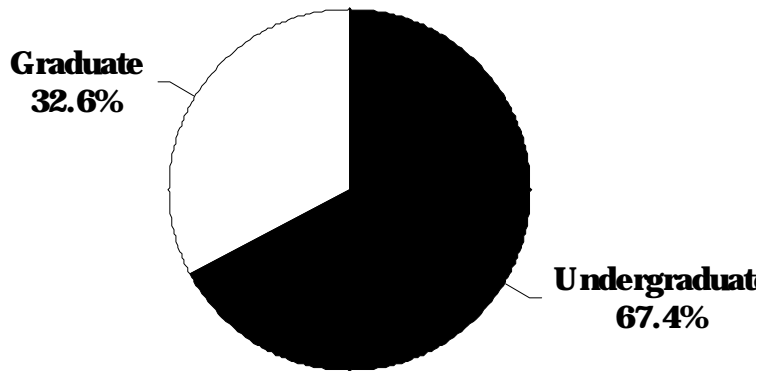
<u>Six-Digit CIP Category</u>	<u>UM Tupelo</u>	<u>UM Jackson Eng.</u>	<u>UM Southaven</u>	<u>USM Gulf Coast</u>	<u>Total</u>
English Language and Literature, General - 230101	0	0	0	2	5
English Teacher Education - 131305	0	0	0	0	1
Environmental Health - 512202	0	0	0	0	13
Food Sciences and Technology - 020301	0	0	0	0	1
Foreign Languages Teacher Education - 131306	0	0	0	2	2
Forest Harvesting and Production Technology/Technician - 030401	0	0	0	0	1
Geography - 450701	0	0	0	2	2
Higher Education Administration - 130406	0	0	1	0	1
History, General - 450801	0	0	0	8	8
Industrial/Manufacturing Engineering - 141701	0	0	0	0	5
Library Science/Librarianship - 250101	0	0	0	10	10
Mathematics - 270101	7	0	0	2	9
Mechanical Engineering - 141901	0	0	0	0	1
Multi/Interdisciplinary Studies, Other - 309999	0	0	0	0	2
Music Teacher Education - 131312	0	0	0	1	1
Nursing Administration (Post-R.N.) - 511602	0	0	0	5	5
Physical Education Teaching and Coaching - 131314	0	0	0	1	1
Political Science, General - 451001	0	0	0	4	4
Public Administration - 440401	0	0	0	0	1
Public Health, General - 512201	0	0	0	12	12
Public Relations and Organizational Communications - 090501	0	0	0	9	10
Secondary Teacher Education - 131205	0	0	0	0	10
Social Work - 440701	0	0	0	32	32

**OFF-CAMPUS GRADUATE HEADCOUNT ENROLLMENT  
 BY PROGRAM CATEGORY  
 FALL, 1999-00 (CONTINUED)**

<b><u>Six-Digit CIP Category</u></b>	<b><u>UM Tupelo</u></b>	<b><u>UM Jackson Eng.</u></b>	<b><u>UM Southaven</u></b>	<b><u>USM Gulf Coast</u></b>	<b><u>Total</u></b>
Sociology - 451101	0	0	0	0	1
Special Education, General - 131001	0	0	0	22	25
Taxation - 521601	1	0	0	0	1
Teacher Education, Multiple Levels - 131206	0	0	0	0	2
Teacher Education, Specific Academic and Vocational Programs, Other - 131399	0	0	0	0	1
Unclassified - 000000	<u>40</u>	<u>10</u>	<u>30</u>	<u>84</u>	<u>310</u>
<b>Total</b>	<b>153</b>	<b>27</b>	<b>91</b>	<b>394</b>	<b>1,163</b>

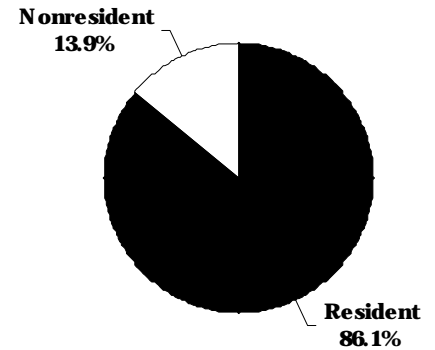
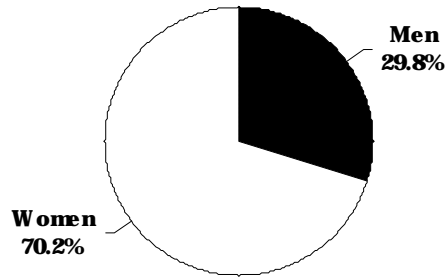
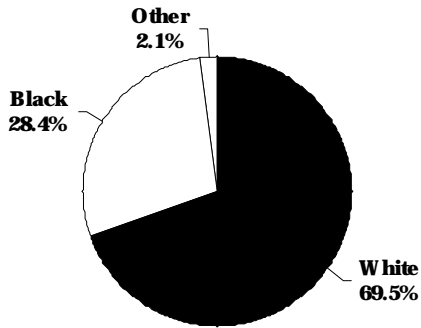
**OTHER LOCATION HEADCOUNT ENROLLMENT  
BY LEVEL  
FALL, 1999-00**

<b>Institution</b>	<b>Freshman</b>	<b>Sophomore</b>	<b>Junior</b>	<b>Senior</b>	<b>Undergraduate</b>	<b>Graduate</b>	<b>Total</b>
DSU - Other Locations	23	13	8	10	54	28	82
JSU - Other Locations	3	2	7	6	18	5	23
MUW - Other Locations	2	5	60	110	177	8	185
UM - Other Locations	0	4	12	19	35	97	132
USM - Other Locations	0	0	0	1	1	0	1
<b>Total</b>	<b>28</b>	<b>24</b>	<b>87</b>	<b>146</b>	<b>285</b>	<b>138</b>	<b>423</b>



**OTHER LOCATION HEADCOUNT ENROLLMENT  
By ETHNICITY, By GENDER, AND By RESIDENCE  
FALL, 1999-00**

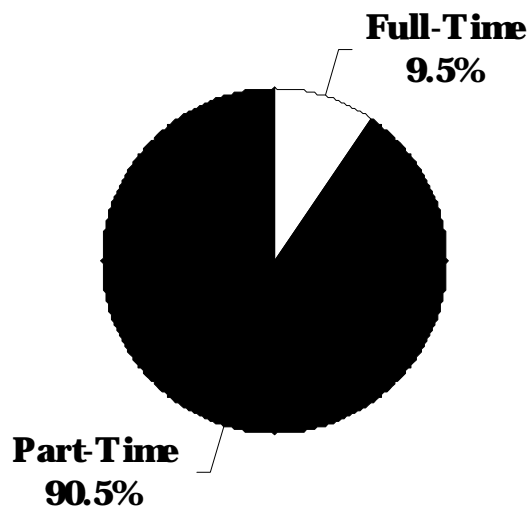
<b>Institution</b>	<b>White</b>		<b>Black</b>		<b>Other</b>		<b>Men</b>		<b>Women</b>		<b>Resident</b>		<b>Nonresident</b>		<b>Total</b>
DSU - Other Locations	55	67.1%	26	31.7%	1	1.2%	35	42.7%	47	57.3%	77	93.9%	5	6.1%	82
JSU - Other Locations	1	4.3%	22	95.7%	0	0.0%	2	8.7%	21	91.3%	21	91.3%	2	8.7%	23
MUW - Other Locations	122	65.9%	57	30.8%	6	3.2%	30	16.2%	155	83.8%	170	91.9%	15	8.1%	185
UM - Other Locations	115	87.1%	15	11.4%	2	1.5%	59	44.7%	73	55.3%	95	72.0%	37	28.0%	132
USM - Other Locations	1	100.0%	0	0.0%	0	0.0%	0	0.0%	1	100.0%	1	100.0%	0	0.0%	1
<b>Total</b>	<b>294</b>	<b>69.5%</b>	<b>120</b>	<b>28.4%</b>	<b>9</b>	<b>2.1%</b>	<b>126</b>	<b>29.8%</b>	<b>297</b>	<b>70.2%</b>	<b>364</b>	<b>86.1%</b>	<b>59</b>	<b>13.9%</b>	<b>423</b>





**OTHER LOCATION HEADCOUNT ENROLLMENT AND FULL-TIME EQUIVALENT (FTE) ENROLLMENT  
BY LEVEL AND BY FULL-TIME AND PART-TIME  
FALL, 1999-00**

<u>Institution</u>	<u>Headcount</u>				<u>Full-Time Equivalent</u>				<u>FTE Percent of Headcount</u>
	<u>Full-Time</u>	<u>Part-Time</u>	<u>Total</u>	<u>Percent Part-Time</u>	<u>Lower</u>	<u>Upper</u>	<u>Graduate</u>	<u>Total</u>	
DSU - Other Locations	0	82	82	100.0%	7.2	3.6	9.0	19.8	24.1%
JSU - Other Locations	1	22	23	95.7%	3.0	7.8	1.4	12.2	53.0%
MUW - Other Locations	15	170	185	91.9%	1.4	48.8	2.0	52.2	28.2%
UM - Other Locations	24	108	132	81.8%	1.2	20.8	34.7	56.7	43.0%
USM - Other Locations	<u>0</u>	<u>1</u>	<u>1</u>	<u>100.0%</u>	<u>0.0</u>	<u>0.2</u>	<u>0.0</u>	<u>0.2</u>	<u>20.0%</u>
<b>Total</b>	<b>40</b>	<b>383</b>	<b>423</b>	<b>90.5%</b>	<b>12.8</b>	<b>81.2</b>	<b>47.1</b>	<b>141.1</b>	<b>33.4%</b>



**OTHER LOCATION HEADCOUNT ENROLLMENT  
By PROGRAM CATEGORY  
FALL, 1999-00**

<u>Six-Digit CIP Category</u>	<u>DSU</u>	<u>JSU</u>	<u>MUW</u>	<u>UM</u>	<u>USM</u>	<u>Total</u>
Accounting - 520301	1	0	10	0	0	11
Aircraft Pilot and Navigator (Professional) - 490102	1	0	0	0	0	1
Biological and Physical Sciences - 300101	1	0	0	0	0	1
Biology, General - 260101	4	0	3	0	0	7
Broadcast Journalism - 090402	0	0	3	0	0	3
Business Administration and Management, General - 520201	5	0	36	0	0	41
Business Marketing and Marketing Management - 521401	1	0	0	10	0	11
Business, General - 520101	2	0	0	2	0	4
Chemistry, General - 400501	3	0	0	0	0	3
Communications, General - 090101	0	0	3	0	0	3
Counselor Education Counseling and Guidance Services - 131101	4	0	0	0	0	4
Court Reporter - 520405	0	0	0	4	0	4
Criminal Justice Studies - 430104	2	0	0	0	0	2
Criminal Justice/Law Enforcement Administration - 430103	0	0	0	1	0	1
Culinary Arts and Related Services, Other - 120599	0	0	1	0	0	1
Curriculum and Instruction - 130301	0	0	1	32	0	33
Education Administration and Supervision, General - 130401	4	0	0	0	0	4
Education of the Gifted and Talented - 131004	0	0	7	0	0	7
Education, General - 130101	0	0	0	47	0	47
Education, Other - 139999	0	11	0	0	0	11
Educational/Instructional Media Design - 130501	0	3	0	0	0	3
Elementary Teacher Education - 131202	10	0	51	0	0	61
English Language and Literature, General - 230101	0	0	10	2	0	12
German Language and Literature - 160501	0	0	0	2	0	2

**OTHER LOCATION HEADCOUNT ENROLLMENT  
 BY PROGRAM CATEGORY  
 FALL, 1999-00 (CONTINUED)**

<u>Six-Digit CIP Category</u>	<u>DSU</u>	<u>JSU</u>	<u>MUW</u>	<u>UM</u>	<u>USM</u>	<u>Total</u>
History, General - 450801	0	0	1	4	0	5
Individual and Family Development Studies, General - 190701	0	0	5	0	0	5
Insurance and Risk Management - 520805	2	0	0	0	0	2
International Relations and Affairs - 450901	0	0	0	3	0	3
Journalism - 090401	0	0	0	1	0	1
Management Information Systems and Business Data Processing, General - 521201	1	0	0	0	0	1
Mathematics - 270101	0	0	1	0	0	1
Nursing (R.N. Training) - 511601	0	0	24	0	0	24
Paralegal/Legal Assistant - 220103	0	0	2	0	0	2
Pharmacy (B. Pharm., Pharm.D.) - 512001	0	0	0	5	0	5
Physical Education Teaching and Coaching - 131314	2	0	0	0	0	2
Political Science, General - 451001	0	0	0	2	0	2
Psychology, General - 420101	0	0	8	1	0	9
Public Administration - 440401	0	4	0	0	0	4
Social Science Teacher Education - 131317	1	0	0	0	0	1
Social Sciences, General - 450101	3	0	3	0	0	6
Social Work - 440701	0	0	0	1	0	1
Spanish Language and Literature - 160905	0	0	0	1	0	1
Special Education, General - 131001	1	0	0	0	0	1
Teacher Education, Specific Academic and Vocational Programs, Other - 131399	1	0	0	0	0	1
Technology Teacher Education/Industrial Arts Teacher Education - 131309	0	0	0	0	1	1
Unclassified - 000000	<u>33</u>	<u>5</u>	<u>16</u>	<u>14</u>	<u>0</u>	<u>68</u>
<b>Total</b>	<b>82</b>	<b>23</b>	<b>185</b>	<b>132</b>	<b>1</b>	<b>423</b>

UNIVERSITY OF MISSISSIPPI MEDICAL CENTER

HEADCOUNT ENROLLMENT

BY PROGRAM CATEGORY, BY LEVEL, BY ETHNICITY, BY GENDER, AND BY RESIDENCE

FALL, 1999-00

<u>CIP Category</u>	<u>White</u>	<u>Black</u>	<u>Other</u>	<u>Men</u>	<u>Women</u>	<u>Resident</u>	<u>Nonres.</u>	<u>Full-Time</u>	<u>Part-Time</u>	<u>Total</u>
Anatomy - 260601										
Master's	1	0	0	1	0	0	1	1	0	1
Doctoral	1	0	6	2	5	1	6	1	6	7
Total	2	0	6	3	5	1	7	2	6	8
Basic Medical Sciences, Other - 511399										
Senior	6	0	0	1	5	6	0	0	6	6
Master's	12	5	0	1	16	17	0	0	17	17
Doctoral	10	3	0	5	8	13	0	0	13	13
Total	28	8	0	7	29	36	0	0	36	36
Biochemistry - 260202										
Doctoral	3	0	10	8	5	2	11	2	11	13
Nondegree-Post Baccalaureate	4	2	0	2	4	5	1	0	6	6
Total	7	2	10	10	9	7	12	2	17	19
Clinical Psychology - 420201										
Intern	5	1	1	4	3	0	7	7	0	7
Cytotechnologist - 511002										
Junior	2	7	1	2	8	9	1	10	0	10
Senior	4	3	1	2	6	8	0	5	3	8
Total	6	10	2	4	14	17	1	15	3	18

UNIVERSITY OF MISSISSIPPI MEDICAL CENTER  
ON-CAMPUS HEADCOUNT ENROLLMENT  
BY PROGRAM CATEGORY, BY LEVEL, BY ETHNICITY, BY GENDER, AND BY RESIDENCE  
FALL, 1999-00 (CONTINUED)

<u>CIP Category</u>	<u>White</u>	<u>Black</u>	<u>Other</u>	<u>Men</u>	<u>Women</u>	<u>Resident</u>	<u>Nonres.</u>	<u>Full-Time</u>	<u>Part-Time</u>	<u>Total</u>
Dental Hygienist - 510602										
Junior	23	2	0	0	25	25	0	25	0	25
Senior	23	1	1	0	25	25	0	25	0	25
Total	46	3	1	0	50	50	0	50	0	50
Dentistry (D.D.S., D.M.D.) - 510401										
1st Year	29	1	0	23	7	30	0	30	0	30
2nd Year	27	2	1	23	7	30	0	30	0	30
3rd Year	25	3	1	17	12	29	0	29	0	29
4th Year	28	1	1	21	9	30	0	30	0	30
Total	109	7	3	84	35	119	0	119	0	119
Emergency Medical Technology/Technician - 510904										
Freshman (B)	22	2	2	16	10	26	0	26	0	26
Medical Radiologic Technology/Technician - 510907										
Freshman (B)	35	3	0	15	23	38	0	38	0	38
Medical Records Administration - 510706										
Junior	7	7	1	2	13	15	0	15	0	15
Senior	9	3	1	1	12	13	0	13	0	13
Total	16	10	2	3	25	28	0	28	0	28

UNIVERSITY OF MISSISSIPPI MEDICAL CENTER  
ON-CAMPUS HEADCOUNT ENROLLMENT  
BY PROGRAM CATEGORY, BY LEVEL, BY ETHNICITY, BY GENDER, AND BY RESIDENCE  
FALL, 1999-00 (CONTINUED)

<u>CIP Category</u>	<u>White</u>	<u>Black</u>	<u>Other</u>	<u>Men</u>	<u>Women</u>	<u>Resident</u>	<u>Nonres.</u>	<u>Full-Time</u>	<u>Part-Time</u>	<u>Total</u>
Medical Technology - 511005										
Junior	9	7	0	3	13	16	0	16	0	16
Senior	4	2	1	3	4	7	0	7	0	7
Total	13	9	1	6	17	23	0	23	0	23
Medicine (M.D.) - 511201										
Senior	2	1	0	2	1	3	0	3	0	3
1st Year	88	4	12	61	43	104	0	104	0	104
2nd Year	89	6	4	71	28	99	0	99	0	99
3rd Year	71	4	10	56	29	85	0	85	0	85
4th Year	79	5	3	64	23	87	0	87	0	87
Intern	17	2	2	13	8	13	8	21	0	21
Resident	309	37	80	298	128	221	205	426	0	426
Total	655	59	111	565	260	612	213	825	0	825
Microbiology/Bacteriology - 260501										
Doctoral	15	1	6	12	10	8	14	6	16	22
Nondegree-Post Baccalaureate	1	0	0	0	1	1	0	0	1	1
Total	16	1	6	12	11	9	14	6	17	23
Nuclear Medical Technology/Technician - 510905										
Freshman (B)	3	0	0	2	1	3	0	3	0	3
Sophomore	5	0	0	4	1	5	0	5	0	5
Total	8	0	0	6	2	8	0	8	0	8

UNIVERSITY OF MISSISSIPPI MEDICAL CENTER  
ON-CAMPUS HEADCOUNT ENROLLMENT  
BY PROGRAM CATEGORY, BY LEVEL, BY ETHNICITY, BY GENDER, AND BY RESIDENCE  
FALL, 1999-00 (CONTINUED)

<u>CIP Category</u>	<u>White</u>	<u>Black</u>	<u>Other</u>	<u>Men</u>	<u>Women</u>	<u>Resident</u>	<u>Nonres.</u>	<u>Full-Time</u>	<u>Part-Time</u>	<u>Total</u>
Nursing (R.N. Training) - 511601										
Junior	85	12	1	11	87	96	2	97	1	98
Senior	84	8	2	5	89	94	0	93	1	94
Nondegree-Post Baccalaureate	34	14	2	8	42	50	0	45	5	50
Total	203	34	5	24	218	240	2	235	7	242
Nursing Science (Post-R.N.) - 511608										
Senior	3	0	0	1	2	3	0	0	3	3
Master's	9	0	0	0	9	9	0	0	9	9
Doctoral	4	2	0	0	6	6	0	0	6	6
Total	16	2	0	1	17	18	0	0	18	18
Nursing, Family Practice (Post-R.N.) - 511605										
Senior	2	0	0	1	1	2	0	0	2	2
Master's	1	0	0	0	1	1	0	0	1	1
Total	3	0	0	1	2	3	0	0	3	3
Nursing, Surgical (Post-R.N.) - 511612										
Master's	71	3	0	9	65	74	0	57	17	74
Doctoral	1	1	0	1	1	2	0	1	1	2
Nondegree-Post Baccalaureate	1	0	0	0	1	1	0	0	1	1
Total	73	4	0	10	67	77	0	58	19	77

UNIVERSITY OF MISSISSIPPI MEDICAL CENTER  
ON-CAMPUS HEADCOUNT ENROLLMENT  
BY PROGRAM CATEGORY, BY LEVEL, BY ETHNICITY, BY GENDER, AND BY RESIDENCE  
FALL, 1999-00 (CONTINUED)

<u>CIP Category</u>	<u>White</u>	<u>Black</u>	<u>Other</u>	<u>Men</u>	<u>Women</u>	<u>Resident</u>	<u>Nonres.</u>	<u>Full-Time</u>	<u>Part-Time</u>	<u>Total</u>
Occupational Therapy - 512306										
Junior	26	0	1	2	25	27	0	0	27	27
Senior	27	2	0	4	25	29	0	28	1	29
<b>Total</b>	<b>53</b>	<b>2</b>	<b>1</b>	<b>6</b>	<b>50</b>	<b>56</b>	<b>0</b>	<b>28</b>	<b>28</b>	<b>56</b>
Pathology, Human and Animal - 260704										
Master's	1	0	0	1	0	1	0	0	1	1
Doctoral	2	0	1	1	2	1	2	2	1	3
Nondegree-Post Baccalaureate	0	0	1	0	1	0	1	0	1	1
<b>Total</b>	<b>3</b>	<b>0</b>	<b>2</b>	<b>2</b>	<b>3</b>	<b>2</b>	<b>3</b>	<b>2</b>	<b>3</b>	<b>5</b>
Pharmacology, Human and Animal - 260705										
Doctoral	5	1	21	18	9	6	21	10	17	27
Physical Therapy - 512308										
Senior	106	8	1	40	75	115	0	115	0	115
Physiology, Human and Animal - 260706										
Doctoral	3	1	4	2	6	3	5	4	4	8
Preventive Medicine Residency - 512954										
Doctoral	2	0	0	1	1	2	0	0	2	2
<b>Total</b>	<b>1,435</b>	<b>167</b>	<b>179</b>	<b>840</b>	<b>941</b>	<b>1,496</b>	<b>285</b>	<b>1,601</b>	<b>180</b>	<b>1,781</b>