

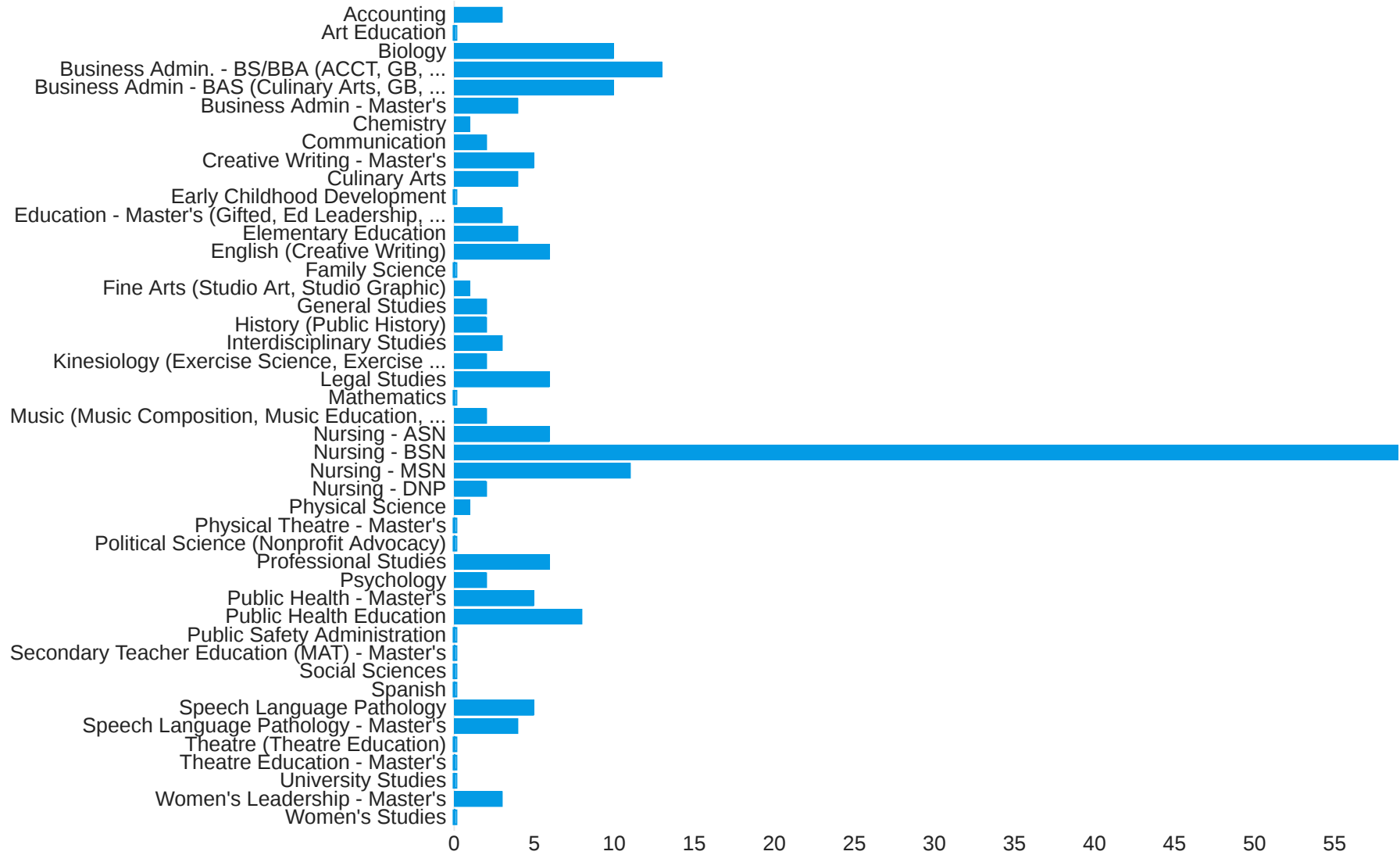
2022 MUW Alumni Survey

Response Rate: 188 of 2209 or 9%

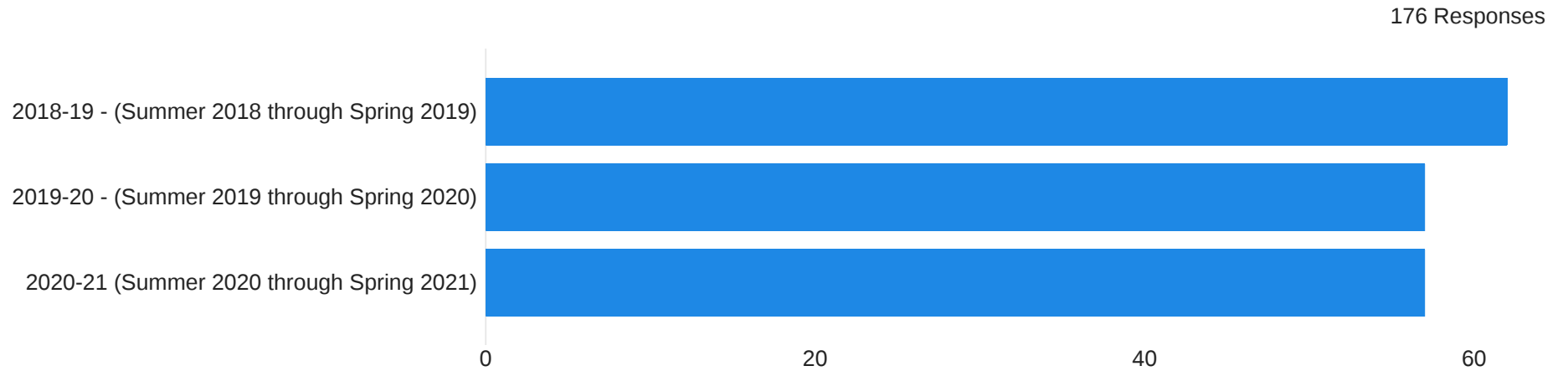
Response rate calculated using population surveyed via email and the highest number of respondents to a question, excluding the Captcha question, indicate your major field question (Q2), and indicate the academic year in which your degree was conferred question (Q3).

Q2 - Indicate your major field of study.

195 Responses



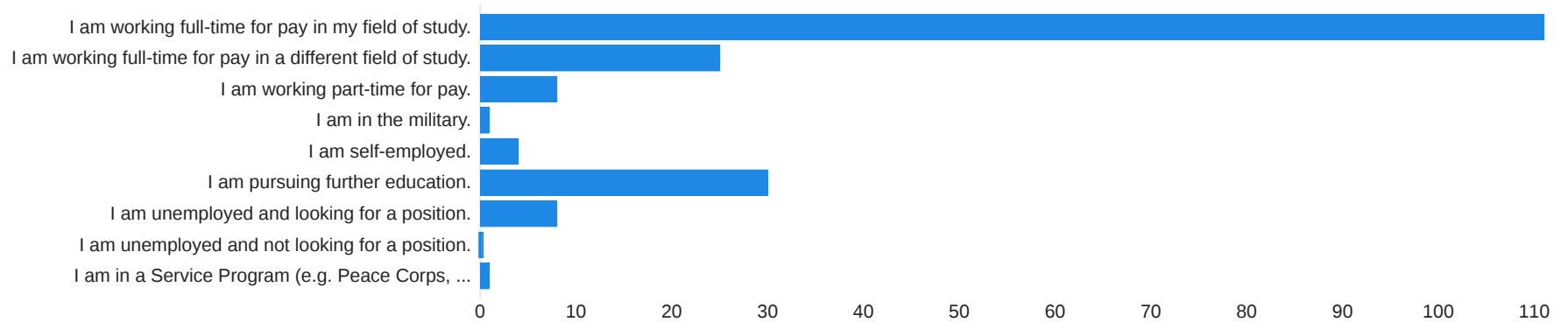
Q3 - Indicate the Academic Year in which your degree was conferred.



Field	Choice Count
2018-19 - (Summer 2018 through Spring 2019)	35% 62
2019-20 - (Summer 2019 through Spring 2020)	32% 57
2020-21 (Summer 2020 through Spring 2021)	32% 57
Total	176

Q4 - What are you currently doing?

188 Responses

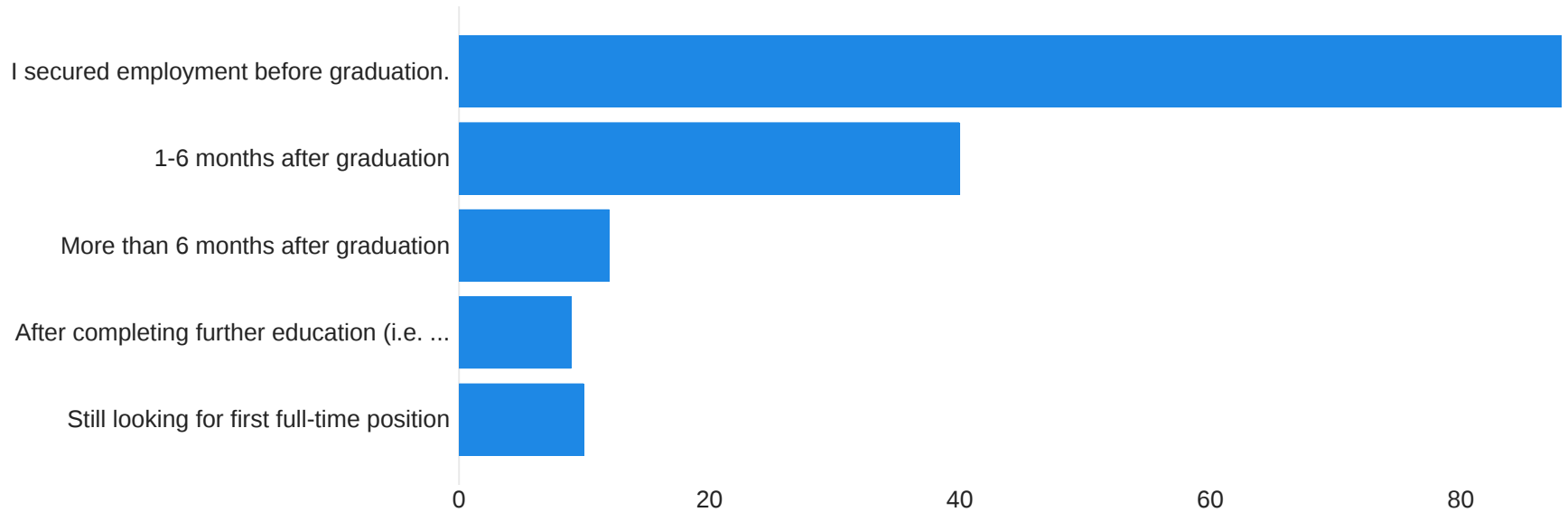


188 Responses

Field	Choice Count
I am working full-time for pay in my field of study.	59% 111
I am working full-time for pay in a different field of study.	13% 25
I am working part-time for pay.	4% 8
I am in the military.	1% 1
I am self-employed.	2% 4
I am pursuing further education.	16% 30
I am unemployed and looking for a position.	4% 8
I am unemployed and not looking for a position.	0% 0
I am in a Service Program (e.g. Peace Corps, AmeriCorps, etc.).	1% 1
Total	188

Q5 - When were you offered your first full-time position after your recent MUW graduation?

159 Responses

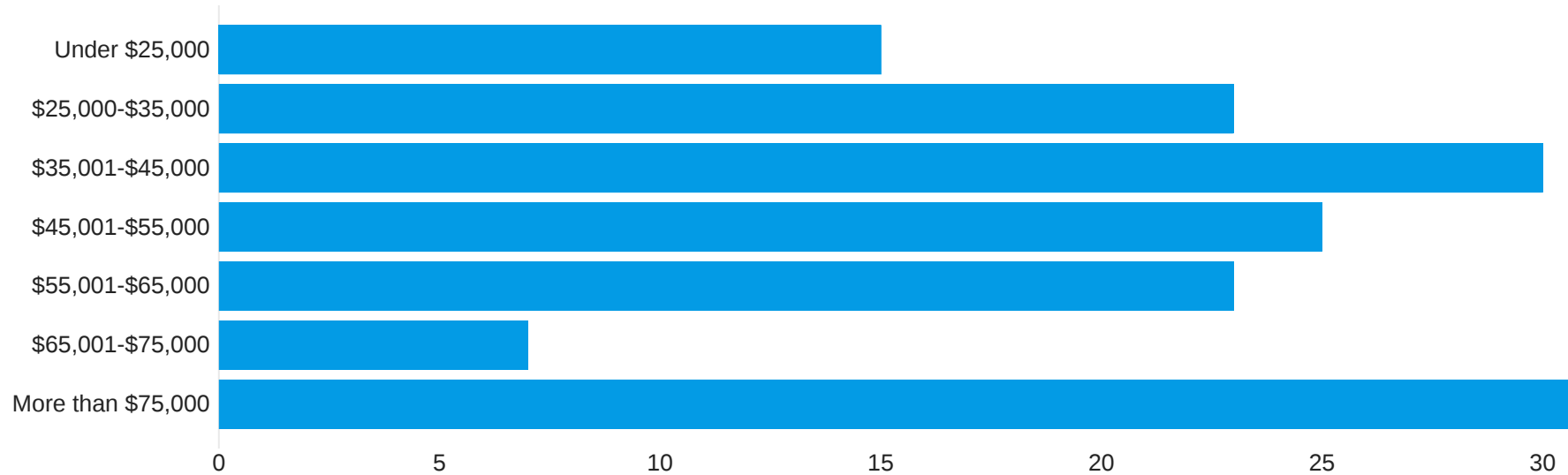


159 Responses

Field	Choice Count
I secured employment before graduation.	55% 88
1-6 months after graduation	25% 40
More than 6 months after graduation	8% 12
After completing further education (i.e. graduate school or certificate program)	6% 9
Still looking for first full-time position	6% 10
Total	159

Q6 - Indicate the range of your starting salary.

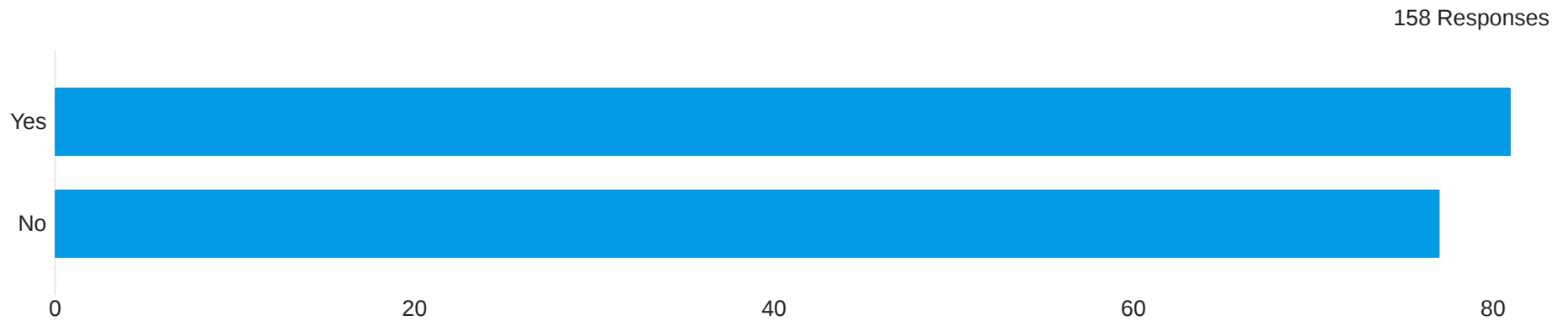
154 Responses



154 Responses

Field	Choice Count
Under \$25,000	10% 15
\$25,000-\$35,000	15% 23
\$35,001-\$45,000	19% 30
\$45,001-\$55,000	16% 25
\$55,001-\$65,000	15% 23
\$65,001-\$75,000	5% 7
More than \$75,000	20% 31
Total	154

Q8 - Have you successfully completed a professional examination, certification or licensure in an area related to your discipline since graduating from the W?



Field	Choice Count	Percentage
Yes	81	51%
No	77	49%
Total	158	

Q10 - Please indicate your level of agreement for each statement.

156 Responses

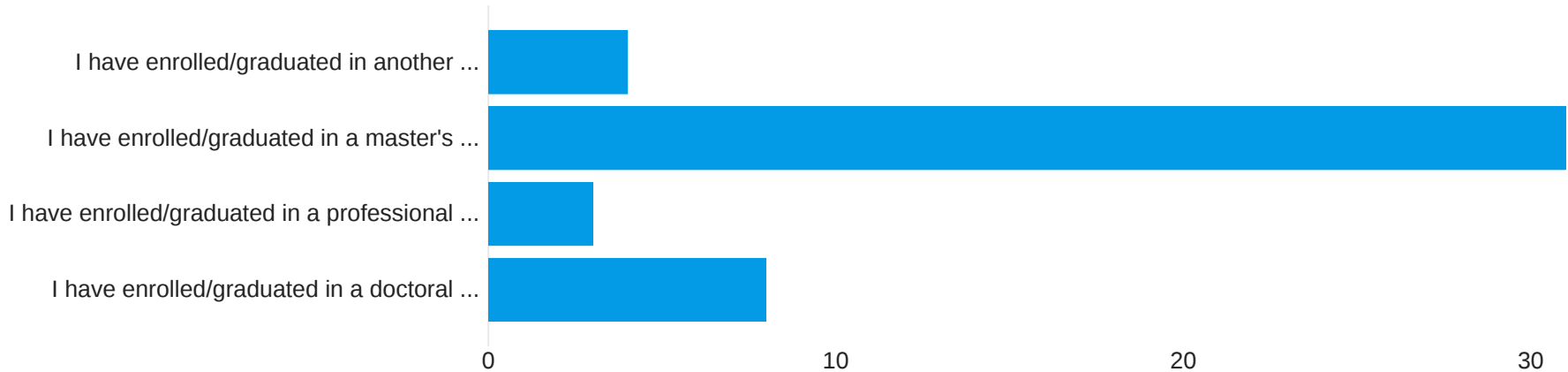
Field	Min	Max	Mean	Standard Deviation	Variance	Responses
The curriculum for my degree was relevant to the position I now hold.	1	5	2	1	1	149
My experience at the W prepared me for professional employment in my field.	1	5	2	1	1	151
My experience at the W enabled me to compete effectively with colleagues educated elsewhere.	1	5	2	1	1	153
My experience at the W prepared me for further study in my major field.	1	5	2	1	1	153

156 Responses

Field	Strongly Agree		Agree		Neutral		Disagree		Strongly Disagree		Total
The curriculum for my degree was relevant to the position I now hold.	60%	89	28%	41	8%	12	2%	3	3%	4	149
My experience at the W prepared me for professional employment in my field.	53%	80	28%	43	14%	21	3%	4	2%	3	151
My experience at the W enabled me to compete effectively with colleagues educated elsewhere.	53%	81	29%	45	16%	24	1%	1	1%	2	153
My experience at the W prepared me for further study in my major field.	58%	88	31%	47	10%	15	1%	1	1%	2	153

Q11 - In which type of degree program have you enrolled since receiving your degree indicated at the beginning of this survey?

46 Responses



46 Responses

Field	Choice Count
I have enrolled/graduated in another undergraduate degree program.	9% 4
I have enrolled/graduated in a master's degree program.	67% 31
I have enrolled/graduated in a professional degree program. (i.e. J.D., Pharm. D., M.D.)	7% 3
I have enrolled/graduated in a doctoral degree program.	17% 8
Total	46

Q13 - Please indicate your level of agreement for each statement. While attending...

146 Responses

Field	Min	Max	Mean	Standard Deviation	Variance	Responses
The ability to communicate effectively, both orally and in written form.	1	3	2	1	0	146
The ability to analyze and evaluate contradictory points of view.	1	4	2	1	1	146
The ability to think globally.	1	4	2	1	1	146
The ability to analyze and interpret data to define and solve problems.	1	4	2	1	0	146
The ability to demonstrate quantitative literacy.	1	5	2	1	1	142
An increased awareness of ethical responsibility.	1	5	2	1	1	143
A broad range of knowledge that enables me to be a good citizen.	1	5	2	1	1	144
The ability to work in teams.	1	4	2	1	0	145

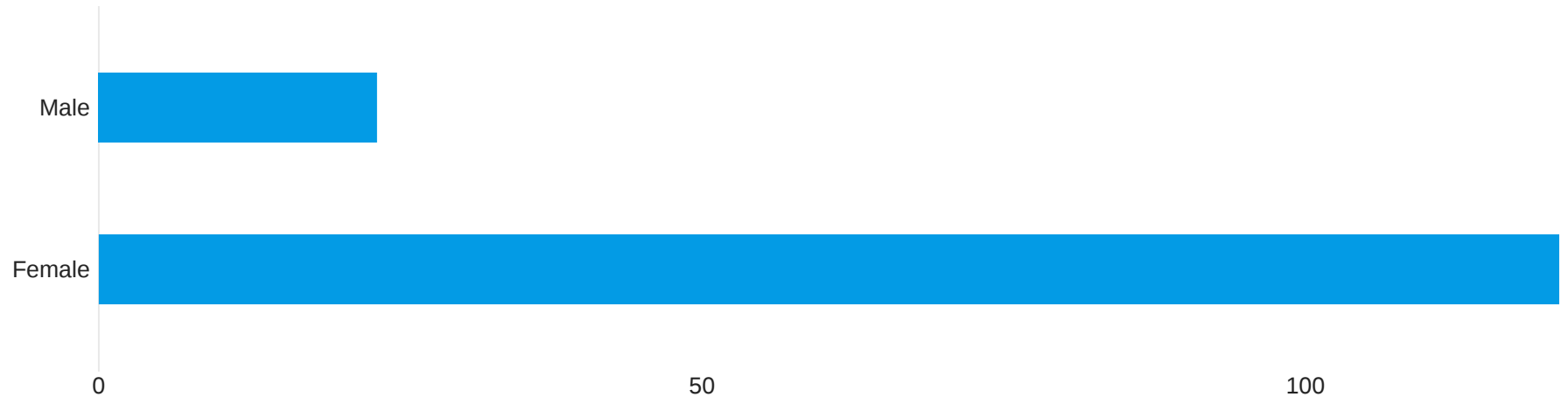
Q13 - Please indicate your level of agreement for each statement. While attending...

146 Responses

Field	Strongly Agree		Agree		Neutral		Disagree		Strongly disagree		Total
The ability to communicate effectively, both orally and in written form.	58%	84	31%	45	12%	17	0%	0	0%	0	146
The ability to analyze and evaluate contradictory points of view.	55%	81	34%	49	10%	14	1%	2	0%	0	146
The ability to think globally.	49%	72	33%	48	15%	22	3%	4	0%	0	146
The ability to analyze and interpret data to define and solve problems.	54%	79	36%	52	10%	14	1%	1	0%	0	146
The ability to demonstrate quantitative literacy.	56%	79	30%	43	11%	16	2%	3	1%	1	142
An increased awareness of ethical responsibility.	60%	86	27%	38	10%	15	2%	3	1%	1	143
A broad range of knowledge that enables me to be a good citizen.	60%	87	26%	38	12%	17	1%	1	1%	1	144
The ability to work in teams.	59%	85	32%	46	9%	13	1%	1	0%	0	145

Q14 - What is your gender?

144 Responses



144 Responses

Field	Choice Count
Male	16% 23
Female	84% 121
Total	144

Q15 - Are you Hispanic / Latino?

143 Responses

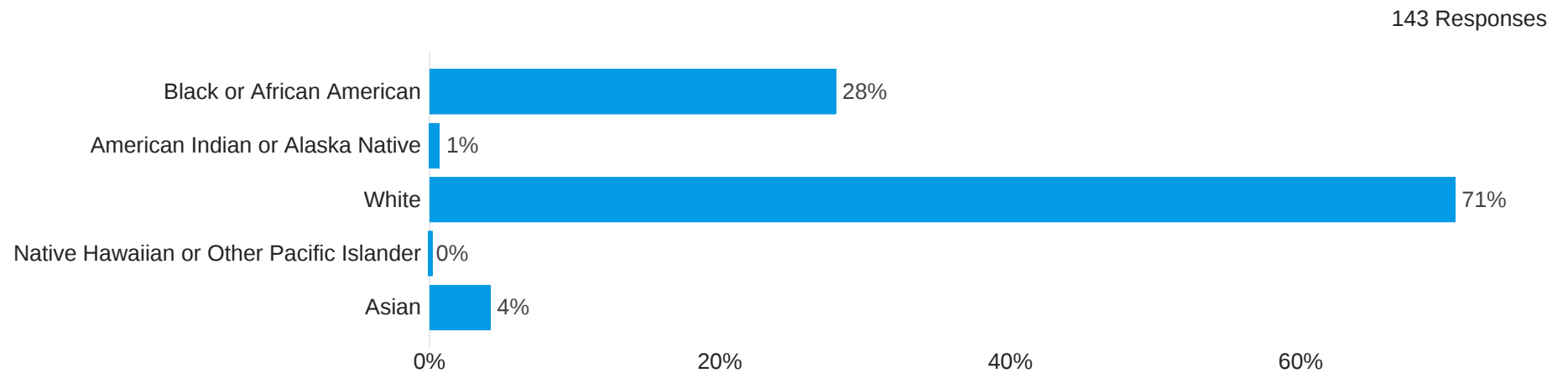


143 Responses

Field	Choice Count
Yes	1% 2
No	99% 141
Total	143

Q16 - What is your race? (Select all that apply.)

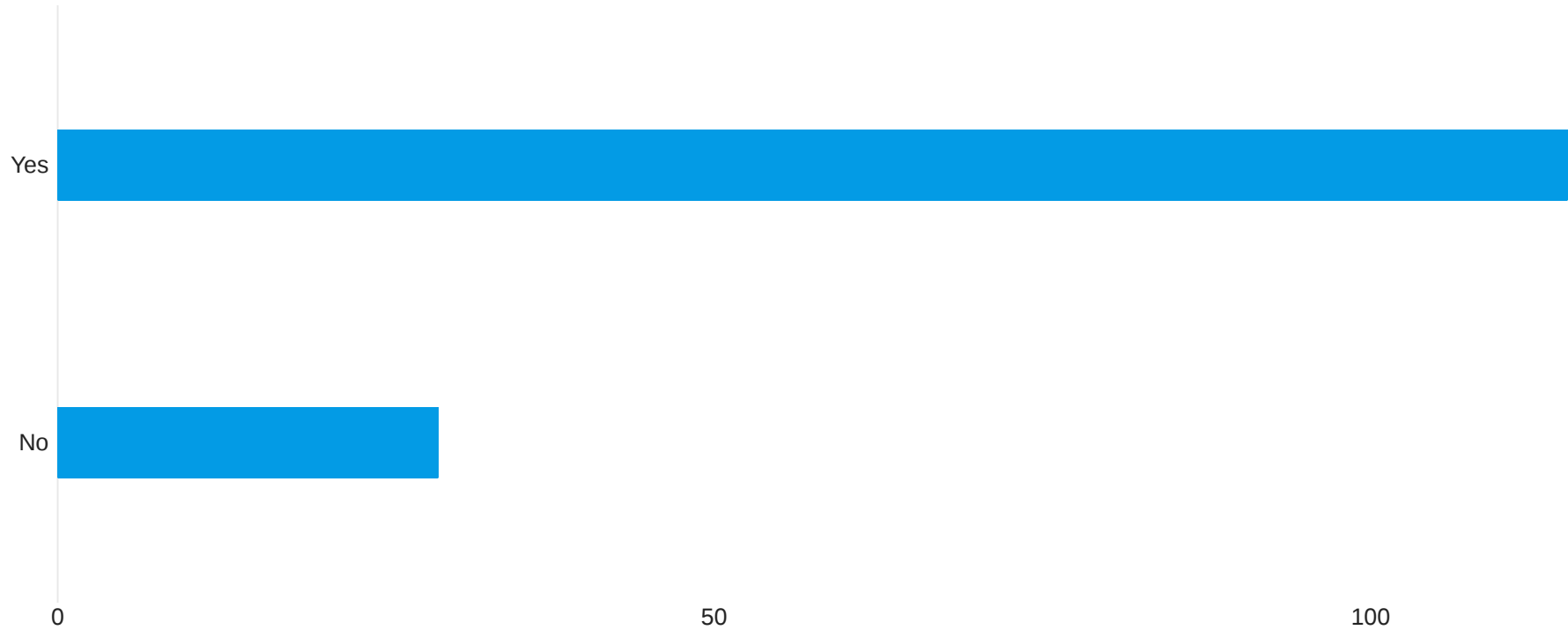
Graph shows percentage of respondents who chose each program/service; respondents could pick more than one choice so percentages are greater than 100%. Table shows the percentage of all choices represented by the individual program; these percentages equal 100% with any slight difference due to rounding.



Field	Choice Count
Black or African American	27% 40
American Indian or Alaska Native	1% 1
White	68% 101
Native Hawaiian or Other Pacific Islander	0% 0
Asian	4% 6
Total	148

Q17 - Do you currently reside in the state of Mississippi?

144 Responses



144 Responses

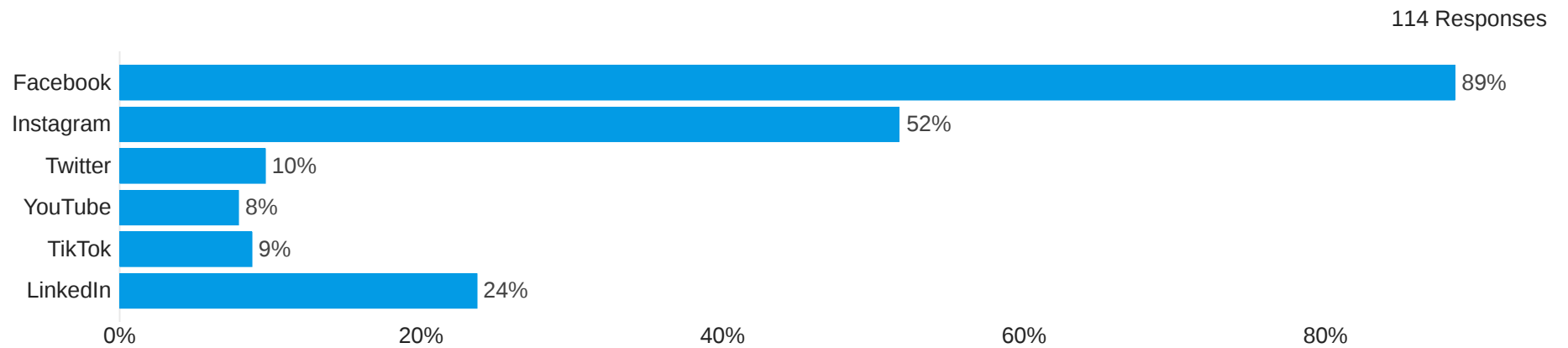
Field	Choice Count
Yes	80% 115
No	20% 29
Total	144

Q18 - Visions, the University magazine for alumni and friends, increases my awareness of the University's programs and offerings and encourages me to give to the University.

		145 Responses	
Field		Choice Count	
Strongly agree	24%	35	
Agree	28%	41	
Neutral	23%	33	
Disagree	6%	8	
Strongly disagree	3%	4	
Not Applicable	17%	24	
Total		145	

Q19 - Select the university social media channels you follow.

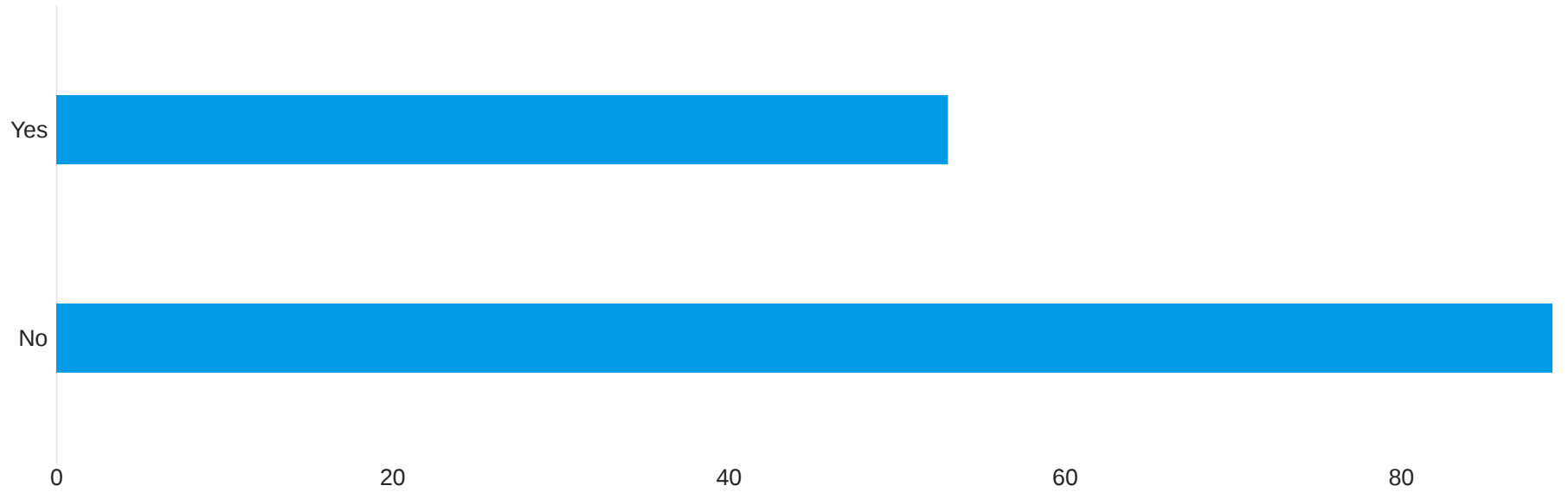
Graph shows percentage of respondents who chose each program/service; respondents could pick more than one choice so percentages are greater than 100%. Table shows the percentage of all choices represented by the individual program; these percentages equal 100% with any slight difference due to rounding.



114 Responses	
Field	Choice Count
Facebook	47% 101
Instagram	27% 59
Twitter	5% 11
YouTube	4% 9
TikTok	5% 10
LinkedIn	12% 27
Total	217

Q20 - Are you a member of the Alumni Association?

142 Responses

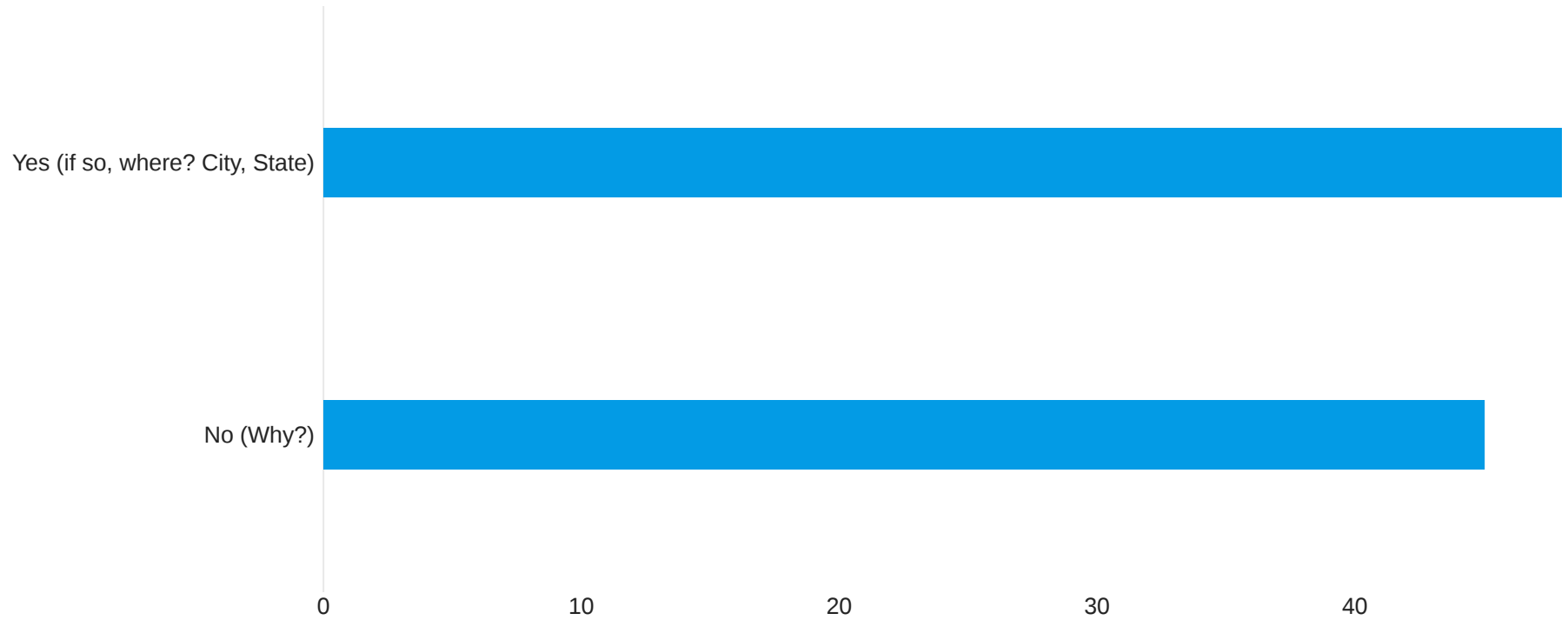


142 Responses

Field	Choice	Count
Yes	37%	53
No	63%	89
Total		142

Q21 - Are you interested in attending alumni events in your area?

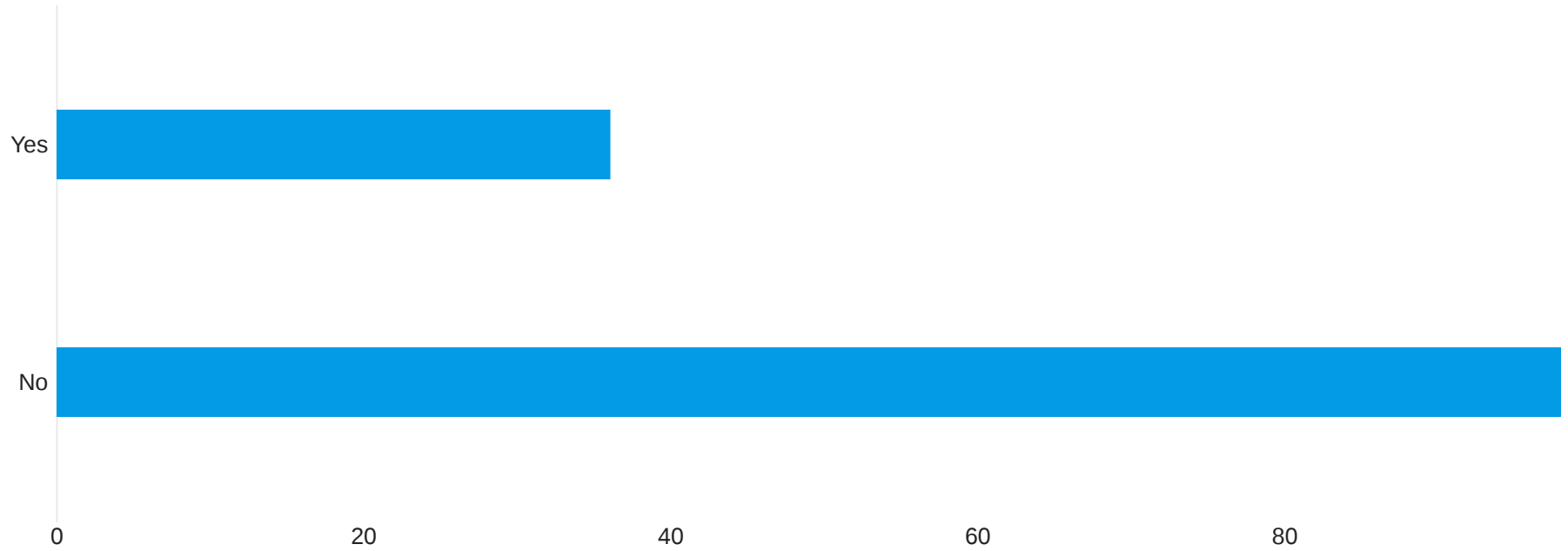
93 Responses



Field	Choice Count	Percentage
Yes (if so, where? City, State)	48	52%
No (Why?)	45	48%
Total	93	

Q22 - Are you interested in becoming involved with a local alumni chapter? Contact: developmentandalumni@muw.edu or (662)329-7148 or 1(877)462-8439 ext. 7148.

134 Responses



134 Responses

Field	Choice Count
Yes	27% 36
No	73% 98
Total	134