

Mississippi University for Women  
 MUW Graduation Survey: 2019-2020

1 - What is your age?						
Response Option	Weight	Frequency	Percent	Percent Responses	Means	
Less than or equal to 24	(1)	407	50.68%		1.62	
25-39	(2)	294	36.61%			
40 or over	(3)	102	12.70%			
				0 25 50 75 100	Question	
Response Rate	Mean	STD				
803/970 (82.78%)	1.62	0.70				

2 - Are you?						
Response Option	Weight	Frequency	Percent	Percent Responses	Means	
Married	(1)	260	32.58%		1.67	
Single	(2)	538	67.42%			
				0 25 50 75 100	Question	
Response Rate	Mean	STD				
798/970 (82.27%)	1.67	0.47				

3 - Race/Ethnicity: {Select All that Apply}						
Response Option	Weight	Frequency	Percent	Percent Responses	Means	
Black or African American	(1)	277	34.76%			
American Indian or Alaska Native	(2)	4	0.50%			
White	(3)	495	62.11%			
Hispanic/Latino	(4)	14	1.76%			
Native Hawaiian or Other Pacific Islander	(5)	0	0.00%			
Asian	(6)	32	4.02%			
				0 25 50 75 100	Question	
Response Rate	797/970 (82.16%)					

4 - What is your gender?						
Response Option	Weight	Frequency	Percent	Percent Responses	Means	
Female	(1)	686	86.18%		1.14	
Male	(2)	110	13.82%			
				0 25 50 75 100	Question	
Response Rate	Mean	STD				
796/970 (82.06%)	1.14	0.35				

5 - What is the highest level of education your mother or father completed?						
Response Option	Weight	Frequency	Percent	Percent Responses	Means	
Master's Degree or higher	(1)	129	16.13%		2.92	
Bachelor's Degree	(2)	214	26.75%			
Associate's Degree	(3)	150	18.75%			
HS Diploma	(4)	245	30.63%			
GED	(5)	22	2.75%			
N/A	(6)	40	5.00%			
				0 25 50 75 100	Question	
Response Rate	Mean	STD				
800/970 (82.47%)	2.92	1.33				

Mississippi University for Women  
 MUW Graduation Survey: 2019-2020

6 - Your degree:						
Response Option	Weight	Frequency	Percent	Percent Responses	Means	
Associate's Degree	(1)	113	14.16%		1.96	
Bachelor's Degree	(2)	611	76.57%			
Master's Degree/Post-Master's Certificate	(3)	68	8.52%			
Doctorate	(4)	6	0.75%			
				0 25 50 75 100	Question	
Response Rate	Mean	STD				
798/970 (82.27%)	1.96	0.51				

7 - What College is your degree from?						
Response Option	Weight	Frequency	Percent	Percent Responses	Means	
Arts, Sciences, & Education	(1)	201	25.25%		2.31	
Business & Professional Studies	(2)	147	18.47%			
Nursing & Health Sciences	(3)	448	56.28%			
				0 25 50 75 100	Question	
Response Rate	Mean	STD				
796/970 (82.06%)	2.31	0.85				

**Mississippi University for Women**  
**MUW Graduation Survey: 2019-2020**

**8 - What is your major/program area of your degree?**

Response Option	Weight	Frequency	Percent	Percent Responses	Means
Accounting	(1)	12	1.50%		
Art Education	(2)	2	0.25%		
Biology	(3)	21	2.63%		
Business Admin. – BS (GB, HCM, HRM, MGT, MKT, MIS)	(4)	58	7.27%		
Business Admin. – BAS (Culinary Arts, GB, HCM, HRM, Legal Admin., MGT, MIS, MKT)	(5)	50	6.27%		
Business Admin. – Master's	(6)	4	0.50%		
Chemistry	(7)	3	0.38%		
Communication	(8)	10	1.25%		
Creative Writing – Master's	(9)	6	0.75%		
Culinary Arts	(10)	13	1.63%		
Culinary Science/Culinology	(11)	0	0.00%		
Education – Master's	(12)	3	0.38%		
Educational Leadership-Master's	(13)	0	0.00%		
Elementary Education	(14)	26	3.26%		
English (Creative Writing)	(15)	17	2.13%		
Family Studies	(16)	5	0.63%		
Fine Arts (Studio Art, Studio Graphic)	(17)	8	1.00%		
General Studies	(18)	6	0.75%		
Gifted Education - Master's	(19)	0	0.00%		
Health Education - Master's	(20)	1	0.13%		
History (Public History)	(21)	6	0.75%		
Interdisciplinary Studies	(22)	4	0.50%		
Kinesiology (Exercise Science, Exercise Science – Pre-PT, Exercise Science – Pre-OT)	(23)	25	3.13%		
Legal Studies	(24)	12	1.50%		
Mathematics	(25)	0	0.00%		
Music (Music Therapy, Music Education, Music Composition)	(26)	6	0.75%		
Nursing – ASN	(27)	53	6.64%		
Nursing – BSN	(28)	285	35.71%		
Nursing – MSN	(29)	25	3.13%		
Nursing – DNP	(30)	6	0.75%		
Physical Sciences	(31)	1	0.13%		
Physical Theater- Master's	(32)	0	0.00%		
Political Science	(33)	1	0.13%		
Psychology	(34)	31	3.88%		
Public Health Education	(35)	41	5.14%		
Public Health – Master's	(36)	13	1.63%		
Public Safety Administration	(37)	0	0.00%		
Reading/Literacy - Master's	(38)	3	0.38%		
Social Sciences	(39)	0	0.00%		
Spanish	(40)	2	0.25%		
Speech Language Pathology – BS	(41)	21	2.63%		
Speech Language Pathology – Master's	(42)	12	1.50%		
Theatre (Theatre Education)	(43)	1	0.13%		
Women's Leadership – Master's	(44)	4	0.50%		
Women's Studies	(45)	1	0.13%		
				0 25 50 75 100	22.88
					Question
<b>Response Rate</b>	<b>Mean</b>	<b>STD</b>			
798/970 (82.27%)	22.88	11.22			

Mississippi University for Women  
 MUW Graduation Survey: 2019-2020

9 - What was your primary status at MUW?						
Response Option	Weight	Frequency	Percent	Percent Responses	Means	
Residence Hall Student	(1)	84	10.78%		2.40	
Commuter Student	(2)	298	38.25%			
Online Student	(3)	397	50.96%			
				0 25 50 75 100	Question	
Response Rate	Mean	STD				
779/970 (80.31%)	2.40	0.68				

10 - Did you enter MUW as a transfer student from another college or university?						
Response Option	Weight	Frequency	Percent	Percent Responses	Means	
Yes	(1)	583	73.98%		1.26	
No	(2)	205	26.02%			
				0 25 50 75 100	Question	
Response Rate	Mean	STD				
788/970 (81.24%)	1.26	0.44				

11 - Why did you choose MUW? {Select All that Apply}						
Response Option	Weight	Frequency	Percent	Percent Responses	Means	
Able to maintain employment	(1)	248	31.08%			
Advice of Alumni	(2)	110	13.78%			
Advice of high school staff	(3)	35	4.39%			
Advice of parents or relatives/friends	(4)	169	21.18%			
Athletics	(5)	35	4.39%			
Good academic reputation	(6)	411	51.50%			
Good faculty	(7)	209	26.19%			
Like the size of the university	(8)	237	29.70%			
Like the social atmosphere	(9)	103	12.91%			
Low cost of attending	(10)	351	43.98%			
Nearby location	(11)	242	30.33%			
Offered financial support	(12)	198	24.81%			
Offered the program I wanted	(13)	457	57.27%			
Online class availability	(14)	322	40.35%			
Only university that accepted me	(15)	6	0.75%			
Wanted to be with friends	(16)	23	2.88%			
Other	(17)	44	5.51%			
				0 25 50 75 100		
Response Rate	798/970 (82.27%)					

12 - Do you plan to join the MUW Alumni Association?						
Response Option	Weight	Frequency	Percent	Percent Responses	Means	
Yes	(1)	479	60.94%		1.39	
No	(2)	307	39.06%			
				0 25 50 75 100	Question	
Response Rate	Mean	STD				
786/970 (81.03%)	1.39	0.49				

Mississippi University for Women  
 MUW Graduation Survey: 2019-2020

13 - Rate MUW's contribution to your:						
Intellectual Growth						
Response Option	Weight	Frequency	Percent	Percent Responses	Means	
Excellent	(1)	517	65.44%		1.45	
Good	(2)	219	27.72%			
Fair	(3)	37	4.68%			
Poor	(4)	6	0.76%			
N/A	(5)	11	1.39%			
				0 25 50 75 100	Question	
Response Rate	Mean	STD				
790/970 (81.44%)	1.45	0.74				

13 - Rate MUW's contribution to your:						
Interpersonal (social) skills						
Response Option	Weight	Frequency	Percent	Percent Responses	Means	
Excellent	(1)	419	53.51%		1.75	
Good	(2)	242	30.91%			
Fair	(3)	62	7.92%			
Poor	(4)	18	2.30%			
N/A	(5)	42	5.36%			
				0 25 50 75 100	Question	
Response Rate	Mean	STD				
783/970 (80.72%)	1.75	1.06				

13 - Rate MUW's contribution to your:						
Leadership development						
Response Option	Weight	Frequency	Percent	Percent Responses	Means	
Excellent	(1)	442	56.16%		1.60	
Good	(2)	260	33.04%			
Fair	(3)	63	8.01%			
Poor	(4)	4	0.51%			
N/A	(5)	18	2.29%			
				0 25 50 75 100	Question	
Response Rate	Mean	STD				
787/970 (81.13%)	1.60	0.84				

13 - Rate MUW's contribution to your:						
Involvement in community service						
Response Option	Weight	Frequency	Percent	Percent Responses	Means	
Excellent	(1)	357	45.42%		1.99	
Good	(2)	247	31.42%			
Fair	(3)	90	11.45%			
Poor	(4)	20	2.54%			
N/A	(5)	72	9.16%			
				0 25 50 75 100	Question	
Response Rate	Mean	STD				
786/970 (81.03%)	1.99	1.22				

Mississippi University for Women  
 MUW Graduation Survey: 2019-2020

13 - Rate MUW's contribution to your:						
Preparation for employment						
Response Option	Weight	Frequency	Percent	Percent Responses	Means	
Excellent	(1)	435	55.56%		1.68	
Good	(2)	237	30.27%			
Fair	(3)	66	8.43%			
Poor	(4)	18	2.30%			
N/A	(5)	27	3.45%			
				0 25 50 75 100	Question	
Response Rate	Mean	STD				
783/970 (80.72%)	1.68	0.97				

13 - Rate MUW's contribution to your:						
Preparation for further education in some professional, scientific, or scholarly field						
Response Option	Weight	Frequency	Percent	Percent Responses	Means	
Excellent	(1)	479	60.86%		1.57	
Good	(2)	222	28.21%			
Fair	(3)	53	6.73%			
Poor	(4)	12	1.52%			
N/A	(5)	21	2.67%			
				0 25 50 75 100	Question	
Response Rate	Mean	STD				
787/970 (81.13%)	1.57	0.89				

13 - Rate MUW's contribution to your:						
General knowledge of different areas of study						
Response Option	Weight	Frequency	Percent	Percent Responses	Means	
Excellent	(1)	432	55.17%		1.67	
Good	(2)	251	32.06%			
Fair	(3)	59	7.54%			
Poor	(4)	9	1.15%			
N/A	(5)	32	4.09%			
				0 25 50 75 100	Question	
Response Rate	Mean	STD				
783/970 (80.72%)	1.67	0.97				

13 - Rate MUW's contribution to your:						
Exposure to art, literature, music, drama, and other cultural events						
Response Option	Weight	Frequency	Percent	Percent Responses	Means	
Excellent	(1)	355	45.34%		2.09	
Good	(2)	222	28.35%			
Fair	(3)	86	10.98%			
Poor	(4)	19	2.43%			
N/A	(5)	101	12.90%			
				0 25 50 75 100	Question	
Response Rate	Mean	STD				
783/970 (80.72%)	2.09	1.35				

Mississippi University for Women  
 MUW Graduation Survey: 2019-2020

13 - Rate MUW's contribution to your:						
Written communication skills						
Response Option	Weight	Frequency	Percent	Percent Responses	Means	
Excellent	(1)	457	58.29%		1.58	
Good	(2)	244	31.12%			
Fair	(3)	59	7.53%			
Poor	(4)	6	0.77%			
N/A	(5)	18	2.30%			
				0 25 50 75 100	Question	
Response Rate	Mean	STD				
784/970 (80.82%)	1.58	0.85				

13 - Rate MUW's contribution to your:						
Oral communication skills						
Response Option	Weight	Frequency	Percent	Percent Responses	Means	
Excellent	(1)	413	52.68%		1.69	
Good	(2)	271	34.57%			
Fair	(3)	62	7.91%			
Poor	(4)	8	1.02%			
N/A	(5)	30	3.83%			
				0 25 50 75 100	Question	
Response Rate	Mean	STD				
784/970 (80.82%)	1.69	0.95				

13 - Rate MUW's contribution to your:						
Understanding of research methodologies and the scientific method						
Response Option	Weight	Frequency	Percent	Percent Responses	Means	
Excellent	(1)	434	55.50%		1.66	
Good	(2)	245	31.33%			
Fair	(3)	68	8.70%			
Poor	(4)	8	1.02%			
N/A	(5)	27	3.45%			
				0 25 50 75 100	Question	
Response Rate	Mean	STD				
782/970 (80.62%)	1.66	0.94				

13 - Rate MUW's contribution to your:						
Awareness of other philosophies, cultures, and ways of life						
Response Option	Weight	Frequency	Percent	Percent Responses	Means	
Excellent	(1)	425	54.42%		1.71	
Good	(2)	245	31.37%			
Fair	(3)	63	8.07%			
Poor	(4)	11	1.41%			
N/A	(5)	37	4.74%			
				0 25 50 75 100	Question	
Response Rate	Mean	STD				
781/970 (80.52%)	1.71	1.01				

Mississippi University for Women  
 MUW Graduation Survey: 2019-2020

13 - Rate MUW's contribution to your:						
Technology skills						
Response Option	Weight	Frequency	Percent	Percent Responses	Means	
Excellent	(1)	416	53.47%		1.68	
Good	(2)	260	33.42%			
Fair	(3)	63	8.10%			
Poor	(4)	10	1.29%			
N/A	(5)	29	3.73%			
				0 25 50 75 100	Question	
Response Rate	Mean	STD				
778/970 (80.21%)	1.68	0.95				

13 - Rate MUW's contribution to your:						
Desire for life-long learning						
Response Option	Weight	Frequency	Percent	Percent Responses	Means	
Excellent	(1)	472	60.59%		1.54	
Good	(2)	229	29.40%			
Fair	(3)	55	7.06%			
Poor	(4)	9	1.16%			
N/A	(5)	14	1.80%			
				0 25 50 75 100	Question	
Response Rate	Mean	STD				
779/970 (80.31%)	1.54	0.82				

13 - Rate MUW's contribution to your:						
Critical thinking skills						
Response Option	Weight	Frequency	Percent	Percent Responses	Means	
Excellent	(1)	481	61.51%		1.51	
Good	(2)	235	30.05%			
Fair	(3)	49	6.27%			
Poor	(4)	5	0.64%			
N/A	(5)	12	1.53%			
				0 25 50 75 100	Question	
Response Rate	Mean	STD				
782/970 (80.62%)	1.51	0.77				

13 - Rate MUW's contribution to your:						
Problem solving skills						
Response Option	Weight	Frequency	Percent	Percent Responses	Means	
Excellent	(1)	479	61.49%		1.52	
Good	(2)	230	29.53%			
Fair	(3)	50	6.42%			
Poor	(4)	7	0.90%			
N/A	(5)	13	1.67%			
				0 25 50 75 100	Question	
Response Rate	Mean	STD				
779/970 (80.31%)	1.52	0.80				



Mississippi University for Women  
 MUW Graduation Survey: 2019-2020

14 - Rate MUW's effectiveness in providing:						
Instruction in your major						
Response Option	Weight	Frequency	Percent	Percent Responses	Means	
Excellent	(1)	506	64.96%		1.47	
Good	(2)	203	26.06%			
Fair	(3)	52	6.68%			
Poor	(4)	11	1.41%			
N/A	(5)	7	0.90%			
				0 25 50 75 100	Question	
Response Rate	Mean	STD				
779/970 (80.31%)	1.47	0.76				

14 - Rate MUW's effectiveness in providing:						
Quality faculty-student interaction						
Response Option	Weight	Frequency	Percent	Percent Responses	Means	
Excellent	(1)	497	63.80%		1.48	
Good	(2)	215	27.60%			
Fair	(3)	50	6.42%			
Poor	(4)	9	1.16%			
N/A	(5)	8	1.03%			
				0 25 50 75 100	Question	
Response Rate	Mean	STD				
779/970 (80.31%)	1.48	0.76				

14 - Rate MUW's effectiveness in providing:						
A personalized learning environment						
Response Option	Weight	Frequency	Percent	Percent Responses	Means	
Excellent	(1)	466	60.21%		1.57	
Good	(2)	221	28.55%			
Fair	(3)	58	7.49%			
Poor	(4)	9	1.16%			
N/A	(5)	20	2.58%			
				0 25 50 75 100	Question	
Response Rate	Mean	STD				
774/970 (79.79%)	1.57	0.88				

14 - Rate MUW's effectiveness in providing:						
Quality of instruction in online courses compared to traditional classroom setting						
Response Option	Weight	Frequency	Percent	Percent Responses	Means	
Excellent	(1)	428	55.01%		1.68	
Good	(2)	232	29.82%			
Fair	(3)	78	10.03%			
Poor	(4)	18	2.31%			
N/A	(5)	22	2.83%			
				0 25 50 75 100	Question	
Response Rate	Mean	STD				
778/970 (80.21%)	1.68	0.95				

Mississippi University for Women  
 MUW Graduation Survey: 2019-2020

14 - Rate MUW's effectiveness in providing:					
Undergraduate and/or graduate research opportunities					
Response Option	Weight	Frequency	Percent	Percent Responses	Means
Excellent	(1)	419	54.06%		1.80
Good	(2)	214	27.61%		
Fair	(3)	74	9.55%		
Poor	(4)	17	2.19%		
N/A	(5)	51	6.58%		
				0 25 50 75 100	Question
Response Rate	Mean	STD			
775/970 (79.9%)	1.80	1.13			

14 - Rate MUW's effectiveness in providing:					
Service learning (applied class content to identified community problems)					
Response Option	Weight	Frequency	Percent	Percent Responses	Means
Excellent	(1)	424	54.57%		1.73
Good	(2)	232	29.86%		
Fair	(3)	72	9.27%		
Poor	(4)	7	0.90%		
N/A	(5)	42	5.41%		
				0 25 50 75 100	Question
Response Rate	Mean	STD			
777/970 (80.1%)	1.73	1.04			

14 - Rate MUW's effectiveness in providing:					
Opportunities for practical experience (internships, externships, practicums, study abroad, etc.)					
Response Option	Weight	Frequency	Percent	Percent Responses	Means
Excellent	(1)	408	52.78%		1.91
Good	(2)	204	26.39%		
Fair	(3)	61	7.89%		
Poor	(4)	25	3.23%		
N/A	(5)	75	9.70%		
				0 25 50 75 100	Question
Response Rate	Mean	STD			
773/970 (79.69%)	1.91	1.27			

14 - Rate MUW's effectiveness in providing:					
My present attitude toward my degree major					
Response Option	Weight	Frequency	Percent	Percent Responses	Means
Excellent	(1)	511	65.85%		1.43
Good	(2)	213	27.45%		
Fair	(3)	40	5.15%		
Poor	(4)	5	0.64%		
N/A	(5)	7	0.90%		
				0 25 50 75 100	Question
Response Rate	Mean	STD			
776/970 (80%)	1.43	0.70			

Mississippi University for Women  
 MUW Graduation Survey: 2019-2020

14 - Rate MUW's effectiveness in providing:					
Awareness of national and global issues					
Response Option	Weight	Frequency	Percent	Percent Responses	Means
Excellent	(1)	421	54.32%		1.69
Good	(2)	245	31.61%		
Fair	(3)	65	8.39%		
Poor	(4)	15	1.94%		
N/A	(5)	29	3.74%		
				0 25 50 75 100	Question
Response Rate	Mean	STD			
775/970 (79.9%)	1.69	0.97			

14 - Rate MUW's effectiveness in providing:					
An engaging learning environment					
Response Option	Weight	Frequency	Percent	Percent Responses	Means
Excellent	(1)	463	59.82%		1.53
Good	(2)	242	31.27%		
Fair	(3)	50	6.46%		
Poor	(4)	6	0.78%		
N/A	(5)	13	1.68%		
				0 25 50 75 100	Question
Response Rate	Mean	STD			
774/970 (79.79%)	1.53	0.79			

14 - Rate MUW's effectiveness in providing:					
Registration					
Response Option	Weight	Frequency	Percent	Percent Responses	Means
Excellent	(1)	446	57.47%		1.55
Good	(2)	257	33.12%		
Fair	(3)	56	7.22%		
Poor	(4)	7	0.90%		
N/A	(5)	10	1.29%		
				0 25 50 75 100	Question
Response Rate	Mean	STD			
776/970 (80%)	1.55	0.78			

14 - Rate MUW's effectiveness in providing:					
Academic advising					
Response Option	Weight	Frequency	Percent	Percent Responses	Means
Excellent	(1)	464	60.10%		1.56
Good	(2)	223	28.89%		
Fair	(3)	55	7.12%		
Poor	(4)	20	2.59%		
N/A	(5)	10	1.30%		
				0 25 50 75 100	Question
Response Rate	Mean	STD			
772/970 (79.59%)	1.56	0.84			

Mississippi University for Women  
 MUW Graduation Survey: 2019-2020

14 - Rate MUW's effectiveness in providing:						
Academic support services (e.g. math, reading, and writing labs; tutorial support; and remedial courses)						
Response Option	Weight	Frequency	Percent	Percent Responses	Means	
Excellent	(1)	398	51.35%		1.95	
Good	(2)	219	28.26%			
Fair	(3)	54	6.97%			
Poor	(4)	8	1.03%			
N/A	(5)	96	12.39%			
				0 25 50 75 100	Question	
Response Rate	Mean	STD				
775/970 (79.9%)	1.95	1.32				

14 - Rate MUW's effectiveness in providing:						
Proctoring Services						
Response Option	Weight	Frequency	Percent	Percent Responses	Means	
Excellent	(1)	357	46.01%		2.18	
Good	(2)	212	27.32%			
Fair	(3)	58	7.47%			
Poor	(4)	6	0.77%			
N/A	(5)	143	18.43%			
				0 25 50 75 100	Question	
Response Rate	Mean	STD				
776/970 (80%)	2.18	1.48				

14 - Rate MUW's effectiveness in providing:						
Library services						
Response Option	Weight	Frequency	Percent	Percent Responses	Means	
Excellent	(1)	422	54.38%		1.79	
Good	(2)	239	30.80%			
Fair	(3)	44	5.67%			
Poor	(4)	0	0.00%			
N/A	(5)	71	9.15%			
				0 25 50 75 100	Question	
Response Rate	Mean	STD				
776/970 (80%)	1.79	1.17				

14 - Rate MUW's effectiveness in providing:						
Career services						
Response Option	Weight	Frequency	Percent	Percent Responses	Means	
Excellent	(1)	340	43.98%		2.26	
Good	(2)	207	26.78%			
Fair	(3)	61	7.89%			
Poor	(4)	13	1.68%			
N/A	(5)	152	19.66%			
				0 25 50 75 100	Question	
Response Rate	Mean	STD				
773/970 (79.69%)	2.26	1.51				

Mississippi University for Women  
 MUW Graduation Survey: 2019-2020

14 - Rate MUW's effectiveness in providing:						
Counseling services						
Response Option	Weight	Frequency	Percent	Percent Responses	Means	
Excellent	(1)	363	46.96%		2.29	
Good	(2)	187	24.19%			
Fair	(3)	40	5.17%			
Poor	(4)	5	0.65%			
N/A	(5)	178	23.03%			
				0 25 50 75 100	Question	
Response Rate	Mean	STD				
773/970 (79.69%)	2.29	1.59				

14 - Rate MUW's effectiveness in providing:						
Health services						
Response Option	Weight	Frequency	Percent	Percent Responses	Means	
Excellent	(1)	324	41.97%		2.40	
Good	(2)	193	25.00%			
Fair	(3)	57	7.38%			
Poor	(4)	17	2.20%			
N/A	(5)	181	23.45%			
				0 25 50 75 100	Question	
Response Rate	Mean	STD				
772/970 (79.59%)	2.40	1.59				

14 - Rate MUW's effectiveness in providing:						
Accessible facilities for people with disabilities						
Response Option	Weight	Frequency	Percent	Percent Responses	Means	
Excellent	(1)	314	40.62%		2.63	
Good	(2)	158	20.44%			
Fair	(3)	48	6.21%			
Poor	(4)	6	0.78%			
N/A	(5)	247	31.95%			
				0 25 50 75 100	Question	
Response Rate	Mean	STD				
773/970 (79.69%)	2.63	1.73				

14 - Rate MUW's effectiveness in providing:						
Academic accommodations for people with disabilities						
Response Option	Weight	Frequency	Percent	Percent Responses	Means	
Excellent	(1)	309	40.13%		2.64	
Good	(2)	161	20.91%			
Fair	(3)	48	6.23%			
Poor	(4)	2	0.26%			
N/A	(5)	250	32.47%			
				0 25 50 75 100	Question	
Response Rate	Mean	STD				
770/970 (79.38%)	2.64	1.73				

Mississippi University for Women  
 MUW Graduation Survey: 2019-2020

14 - Rate MUW's effectiveness in providing:						
Housing and Residence Life						
Response Option	Weight	Frequency	Percent	Percent Responses	Means	
Excellent	(1)	246	31.99%		2.92	
Good	(2)	148	19.25%			
Fair	(3)	75	9.75%			
Poor	(4)	22	2.86%			
N/A	(5)	278	36.15%			
				0 25 50 75 100	Question	
Response Rate	Mean	STD				
769/970 (79.28%)	2.92	1.72				

14 - Rate MUW's effectiveness in providing:						
Services for commuter students (awareness of campus events, lounges, etc.)						
Response Option	Weight	Frequency	Percent	Percent Responses	Means	
Excellent	(1)	316	41.04%		2.37	
Good	(2)	195	25.32%			
Fair	(3)	77	10.00%			
Poor	(4)	25	3.25%			
N/A	(5)	157	20.39%			
				0 25 50 75 100	Question	
Response Rate	Mean	STD				
770/970 (79.38%)	2.37	1.53				

14 - Rate MUW's effectiveness in providing:						
Food service on campus						
Response Option	Weight	Frequency	Percent	Percent Responses	Means	
Excellent	(1)	275	35.48%		2.58	
Good	(2)	185	23.87%			
Fair	(3)	89	11.48%			
Poor	(4)	42	5.42%			
N/A	(5)	184	23.74%			
				0 25 50 75 100	Question	
Response Rate	Mean	STD				
775/970 (79.9%)	2.58	1.58				

14 - Rate MUW's effectiveness in providing:						
Campus sponsored recreational activities						
Response Option	Weight	Frequency	Percent	Percent Responses	Means	
Excellent	(1)	289	37.44%		2.54	
Good	(2)	204	26.42%			
Fair	(3)	59	7.64%			
Poor	(4)	11	1.42%			
N/A	(5)	209	27.07%			
				0 25 50 75 100	Question	
Response Rate	Mean	STD				
772/970 (79.59%)	2.54	1.63				

Mississippi University for Women  
 MUW Graduation Survey: 2019-2020

14 - Rate MUW's effectiveness in providing:						
Student life (extra-curricular activities)						
Response Option	Weight	Frequency	Percent	Percent Responses	Means	
Excellent	(1)	289	37.34%		2.60	
Good	(2)	188	24.29%			
Fair	(3)	59	7.62%			
Poor	(4)	18	2.33%			
N/A	(5)	220	28.42%			
				0 25 50 75 100	Question	
Response Rate	Mean	STD				
774/970 (79.79%)	2.60	1.66				

14 - Rate MUW's effectiveness in providing:						
Reservations for meeting spaces						
Response Option	Weight	Frequency	Percent	Percent Responses	Means	
Excellent	(1)	302	39.12%		2.56	
Good	(2)	183	23.70%			
Fair	(3)	61	7.90%			
Poor	(4)	5	0.65%			
N/A	(5)	221	28.63%			
				0 25 50 75 100	Question	
Response Rate	Mean	STD				
772/970 (79.59%)	2.56	1.66				

14 - Rate MUW's effectiveness in providing:						
Facilities maintenance						
Response Option	Weight	Frequency	Percent	Percent Responses	Means	
Excellent	(1)	343	44.43%		2.33	
Good	(2)	183	23.70%			
Fair	(3)	59	7.64%			
Poor	(4)	24	3.11%			
N/A	(5)	163	21.11%			
				0 25 50 75 100	Question	
Response Rate	Mean	STD				
772/970 (79.59%)	2.33	1.56				

14 - Rate MUW's effectiveness in providing:						
A safe environment						
Response Option	Weight	Frequency	Percent	Percent Responses	Means	
Excellent	(1)	362	47.44%		2.14	
Good	(2)	199	26.08%			
Fair	(3)	59	7.73%			
Poor	(4)	16	2.10%			
N/A	(5)	127	16.64%			
				0 25 50 75 100	Question	
Response Rate	Mean	STD				
763/970 (78.66%)	2.14	1.45				

Mississippi University for Women  
 MUW Graduation Survey: 2019-2020

15 - Overall, how satisfied are you with the quality of your overall collegiate experience?						
Response Option	Weight	Frequency	Percent	Percent Responses	Means	
Very Satisfied	(1)	469	60.28%		1.48	
Satisfied	(2)	255	32.78%			
Neutral	(3)	44	5.66%			
Dissatisfied	(4)	9	1.16%			
Very Dissatisfied	(5)	1	0.13%			
				0 25 50 75 100	Question	
<b>Response Rate</b>	<b>Mean</b>	<b>STD</b>				
778/970 (80.21%)	1.48	0.67				

16 - During most of the terms you attended MUW, what was your employment status?						
Response Option	Weight	Frequency	Percent	Percent Responses	Means	
Full-time	(1)	396	50.83%		1.68	
Part-time	(2)	237	30.42%			
Not employed	(3)	146	18.74%			
				0 25 50 75 100	Question	
<b>Response Rate</b>	<b>Mean</b>	<b>STD</b>				
779/970 (80.31%)	1.68	0.77				

17 - What is your current employment status? {Select All that Apply}						
Response Option	Weight	Frequency	Percent	Percent Responses	Means	
Secured Full-Time Employment in Field of Study	(1)	197	25.32%			
Searching for Full-Time Employment in Field of Study	(2)	174	22.37%			
Currently Employed Full-Time in Field of Study	(3)	128	16.45%			
Currently Employed Full-Time	(4)	143	18.38%			
Currently Employed Part-Time	(5)	128	16.45%			
N/A	(6)	126	16.20%			
				0 25 50 75 100		
<b>Response Rate</b>	778/970 (80.21%)					

18 - Please indicate the range of your starting salary.						
Response Option	Weight	Frequency	Percent	Percent Responses	Means	
Under \$25,000	(1)	132	17.41%		4.48	
\$25,000-\$35,000	(2)	83	10.95%			
\$35,001-\$45,000	(3)	94	12.40%			
\$45,001-\$55,000	(4)	101	13.32%			
\$55,001-\$65,000	(5)	97	12.80%			
\$65,001-\$75,000	(6)	25	3.30%			
More than \$75,000	(7)	28	3.69%			
N/A	(8)	198	26.12%			
				0 25 50 75 100	Question	
<b>Response Rate</b>	<b>Mean</b>	<b>STD</b>				
758/970 (78.14%)	4.48	2.58				



Mississippi University for Women  
 MUW Graduation Survey: 2019-2020

19 - What are your future plans beyond employment? {Select All that Apply}					
Response Option	Weight	Frequency	Percent	Percent Responses	Means
To complete a Bachelor's Degree	(1)	168	22.05%		
To attend graduate/professional school	(2)	462	60.63%		
To join the Military Service	(3)	11	1.44%		
To join a Service Program (e.g. Peace Corps, AmeriCorps, etc.)	(4)	9	1.18%		
Do not plan to work or attend school within the next six months	(5)	50	6.56%		
Other	(6)	177	23.23%		
				0 25 50 75 100	
<b>Response Rate</b>	762/970 (78.56%)				

20 - Do you know what Title IX means?					
Response Option	Weight	Frequency	Percent	Percent Responses	Means
Yes	(1)	688	89.23%		1.11
No	(2)	83	10.77%		
				0 25 50 75 100	Question
<b>Response Rate</b>	<b>Mean</b>	<b>STD</b>			
771/970 (79.48%)	1.11	0.31			

21 - Are you aware that MUW has a sexual misconduct policy?					
Response Option	Weight	Frequency	Percent	Percent Responses	Means
Yes	(1)	759	98.70%		1.01
No	(2)	10	1.30%		
				0 25 50 75 100	Question
<b>Response Rate</b>	<b>Mean</b>	<b>STD</b>			
769/970 (79.28%)	1.01	0.11			

22 - Are you aware of how to file a sexual misconduct report?					
Response Option	Weight	Frequency	Percent	Percent Responses	Means
Yes	(1)	684	89.18%		1.11
No	(2)	83	10.82%		
				0 25 50 75 100	Question
<b>Response Rate</b>	<b>Mean</b>	<b>STD</b>			
767/970 (79.07%)	1.11	0.31			

23 - Did you receive any financial assistance while attending MUW?					
Response Option	Weight	Frequency	Percent	Percent Responses	Means
Yes	(1)	680	89.47%		1.11
No	(2)	80	10.53%		
				0 25 50 75 100	Question
<b>Response Rate</b>	<b>Mean</b>	<b>STD</b>			
760/970 (78.35%)	1.11	0.31			

Mississippi University for Women  
 MUW Graduation Survey: 2019-2020

24 - If YES, what type of financial aid did you receive? {Select All that Apply}						
Response Option	Weight	Frequency	Percent	Percent Responses	Means	
Federal Pell Grants or SEOG Grants	(1)	365	51.19%			
Federal Work Study	(2)	43	6.03%			
Institutional Scholarship	(3)	293	41.09%			
Loans	(4)	431	60.45%			
State Grants (MESG, MTAG, William Winter, HELP, etc.)	(5)	189	26.51%			
Other	(6)	69	9.68%			
				0 25 50 75 100		
<b>Response Rate</b>	713/970 (73.51%)					







25 - Were you aware of the financial aid policies, student deadlines, and disbursement dates?						
Response Option	Weight	Frequency	Percent	Percent Responses	Means	
Yes	(1)	682	88.92%		1.11	
No	(2)	85	11.08%			
				0 25 50 75 100	Question	
<b>Response Rate</b>	<b>Mean</b>	<b>STD</b>				
767/970 (79.07%)	1.11	0.31				

26 - Overall, how would you rate the financial aid process (from application to receipt of funds)?						
Response Option	Weight	Frequency	Percent	Percent Responses	Means	
Excellent	(1)	313	40.49%		2.01	
Good	(2)	274	35.45%			
Fair	(3)	103	13.32%			
Poor	(4)	31	4.01%			
N/A	(5)	52	6.73%			
				0 25 50 75 100	Question	
<b>Response Rate</b>	<b>Mean</b>	<b>STD</b>				
773/970 (79.69%)	2.01	1.14				

27 - Overall, how would you rate the functions of University Accounting (billing, payments, etc.)?						
Response Option	Weight	Frequency	Percent	Percent Responses	Means	
Excellent	(1)	349	45.44%		1.74	
Good	(2)	302	39.32%			
Fair	(3)	89	11.59%			
Poor	(4)	20	2.60%			
N/A	(5)	8	1.04%			
				0 25 50 75 100	Question	
<b>Response Rate</b>	<b>Mean</b>	<b>STD</b>				
768/970 (79.18%)	1.74	0.84				

28 - Overall, how would you rate the registrar processes (including updating personal/academic information, adding/dropping classes, degree audit processing, applying for graduation, transcript processing, etc.)?						
Response Option	Weight	Frequency	Percent	Percent Responses	Means	
Excellent	(1)	392	51.17%		1.61	
Good	(2)	291	37.99%			
Fair	(3)	71	9.27%			
Poor	(4)	12	1.57%			
				0 25 50 75 100	Question	
<b>Response Rate</b>	<b>Mean</b>	<b>STD</b>				
766/970 (78.97%)	1.61	0.72				

Mississippi University for Women  
 MUW Graduation Survey: 2019-2020

29 - Overall, how would you rate your experience with Human Resources?									
Response Option	Weight	Frequency	Percent	Percent Responses		Means			
Excellent	(1)	300	39.01%			2.23 			
Good	(2)	261	33.94%						
Fair	(3)	68	8.84%						
Poor	(4)	8	1.04%						
N/A	(5)	132	17.17%						
				0	25	50	75	100	Question
Response Rate	Mean	STD							
769/970 (79.28%)	2.23	1.42							