

Mississippi University for Women
 MUW Graduation Survey: 2022-2023

1 - What is your age?						
Response Option	Weight	Frequency	Percent	Percent Responses	Means	
Less than or equal to 24	(1)	390	53.06%		1.61	
25-39	(2)	240	32.65%			
40 or over	(3)	105	14.29%			
				0 25 50 75 100	Question	
Response Rate	Mean	STD				
735/910 (80.77%)	1.61	0.72				

2 - Are you?						
Response Option	Weight	Frequency	Percent	Percent Responses	Means	
Married	(1)	213	29.30%		1.71	
Single	(2)	514	70.70%			
				0 25 50 75 100	Question	
Response Rate	Mean	STD				
727/910 (79.89%)	1.71	0.46				

3 - Race/Ethnicity: {Select All that Apply}						
Response Option	Weight	Frequency	Percent	Percent Responses	Means	
Black or African American	(1)	270	37.14%			
American Indian or Alaska Native	(2)	6	0.83%			
White	(3)	443	60.94%			
Hispanic/Latino	(4)	17	2.34%			
Native Hawaiian or Other Pacific Islander	(5)	0	0.00%			
Asian	(6)	9	1.24%			
				0 25 50 75 100	Question	
Response Rate	727/910 (79.89%)					

4 - What is your gender?						
Response Option	Weight	Frequency	Percent	Percent Responses	Means	
Female	(1)	626	85.87%		1.14	
Male	(2)	103	14.13%			
				0 25 50 75 100	Question	
Response Rate	Mean	STD				
729/910 (80.11%)	1.14	0.35				

5 - What is the highest level of education your mother or father completed?						
Response Option	Weight	Frequency	Percent	Percent Responses	Means	
Master's Degree or higher	(1)	147	20.08%		2.78	
Bachelor's Degree	(2)	177	24.18%			
Associate's Degree	(3)	165	22.54%			
HS Diploma	(4)	198	27.05%			
GED	(5)	20	2.73%			
N/A	(6)	25	3.42%			
				0 25 50 75 100	Question	
Response Rate	Mean	STD				
732/910 (80.44%)	2.78	1.30				

Mississippi University for Women
 MUW Graduation Survey: 2022-2023

6 - Your degree:						
Response Option	Weight	Frequency	Percent	Percent Responses	Means	
Associate's Degree	(1)	102	13.97%		2.01	
Bachelor's Degree	(2)	521	71.37%			
Master's Degree/Post-Master's Certificate	(3)	102	13.97%			
Doctorate	(4)	5	0.68%			
				0 25 50 75 100	Question	
Response Rate	Mean	STD				
730/910 (80.22%)	2.01	0.55				

7 - What College /School is your degree from?						
Response Option	Weight	Frequency	Percent	Percent Responses	Means	
Arts & Sciences	(1)	103	14.09%		2.57	
Business & Professional Studies	(2)	158	21.61%			
Nursing & Health Sciences	(3)	421	57.59%			
Education	(4)	49	6.70%			
				0 25 50 75 100	Question	
Response Rate	Mean	STD				
731/910 (80.33%)	2.57	0.81				


Mississippi University for Women
MUW Graduation Survey: 2022-2023

8 - What is your major/program area of your degree?

Response Option	Weight	Frequency	Percent	Percent Responses	Means
-----------------	--------	-----------	---------	-------------------	-------

Mississippi University for Women
MUW Graduation Survey: 2022-2023

Accounting	(1)	13	1.77%
Art Education	(2)	2	0.27%
Biology	(3)	9	1.23%
Business Admin. – BS/BBA (ACCT, GB, HCM, HRM, MGT, MKT, MIS, NP Mgt, Sports Mgt)	(4)	75	10.23%
Business Admin. – BAS (Culinary Arts, GB, HCM, HRM, Legal Admin., MGT, MIS, MKT, NP Mgt, Sports Mgt)	(5)	38	5.18%
Business Admin. – Master's	(6)	11	1.50%
Chemistry	(7)	1	0.14%
Communication	(8)	3	0.41%
Creative Writing – Master's	(9)	11	1.50%
Culinary Arts	(10)	8	1.09%
Culinary Science/Culinology	(11)	0	0.00%
Education – Master's	(12)	16	2.18%
Educational Leadership-Master's	(13)	0	0.00%
Elementary Education	(14)	22	3.00%
English (Creative Writing)	(15)	10	1.36%
Family Science	(16)	8	1.09%
Fine Arts (Studio Art, Studio Graphic)	(17)	6	0.82%
General Studies	(18)	0	0.00%
Gifted Education - Master's	(19)	0	0.00%
Health Education - Master's	(20)	1	0.14%
History (Public History)	(21)	5	0.68%
Interdisciplinary Studies	(22)	2	0.27%
Kinesiology (Exercise Science, Exercise Science – Pre-PT, Exercise Science – Pre-OT)	(23)	21	2.86%
Legal Studies	(24)	9	1.23%
Mathematics	(25)	3	0.41%
Music (Music Therapy, Music Education, Composition, Performance)	(26)	5	0.68%
Nursing – ASN	(27)	57	7.78%
Nursing – BSN	(28)	238	32.47%
Nursing – MSN	(29)	21	2.86%
Nursing – DNP	(30)	5	0.68%
Physical Science	(31)	0	0.00%
Physical Theater- Master's	(32)	0	0.00%
Political Science (Social Studies, NP Advocacy)	(33)	5	0.68%
Psychology	(34)	13	1.77%
Public Health Education	(35)	27	3.68%
Public Health – Master's	(36)	6	0.82%
Public Safety Administration	(37)	0	0.00%
Reading/Literacy - Master's	(38)	0	0.00%
Social Sciences	(39)	0	0.00%
Spanish	(40)	0	0.00%
Speech Language Pathology – BS	(41)	32	4.37%
Speech Language Pathology – Master's	(42)	25	3.41%
Theatre (Theatre Education)	(43)	3	0.41%
Women's Leadership – Master's	(44)	1	0.14%
Women's Studies	(45)	0	0.00%
Early Childhood Development	(46)	1	0.14%
Professional Studies	(47)	8	1.09%
Secondary Teacher Ed (Alt. Rte.) - Master's (MAT)	(48)	4	0.55%



Mississippi University for Women
MUW Graduation Survey: 2022-2023

Theatre Education - Master's	(49)	6	0.82%
University Studies	(50)	2	0.27%



Mississippi University for Women
MUW Graduation Survey: 2022-2023

			0	25	50	75	100	Question
Response Rate	Mean	STD						
733/910 (80.55%)	23.24	12.36						

Mississippi University for Women
MUW Graduation Survey: 2022-2023

9 - What was your primary status at MUW?						
Response Option	Weight	Frequency	Percent	Percent Responses	Means	
Residence Hall Student	(1)	63	8.79%			
Commuter Student	(2)	244	34.03%			
Online Student	(3)	410	57.18%			
				0 25 50 75 100	Question	
Response Rate	Mean	STD				
717/910 (78.79%)	2.48	0.65				

10 - Did you enter MUW as a transfer student from another college or university?						
Response Option	Weight	Frequency	Percent	Percent Responses	Means	
Yes	(1)	514	70.99%			
No	(2)	210	29.01%			
				0 25 50 75 100	Question	
Response Rate	Mean	STD				
724/910 (79.56%)	1.29	0.45				

11 - Why did you choose MUW? {Select All that Apply}						
Response Option	Weight	Frequency	Percent	Percent Responses	Means	
Able to maintain employment	(1)	216	29.67%			
Advice of Alumni	(2)	104	14.29%			
Advice of high school staff	(3)	22	3.02%			
Advice of parents or relatives/friends	(4)	160	21.98%			
Athletics	(5)	43	5.91%			
Good academic reputation	(6)	335	46.02%			
Good faculty	(7)	157	21.57%			
Like the size of the university	(8)	208	28.57%			
Like the social atmosphere	(9)	49	6.73%			
Low cost of attending	(10)	331	45.47%			
Nearby location	(11)	192	26.37%			
Offered financial support	(12)	154	21.15%			
Offered the program I wanted	(13)	400	54.95%			
Online class availability	(14)	334	45.88%			
Only university that accepted me	(15)	5	0.69%			
Wanted to be with friends	(16)	19	2.61%			
Other	(17)	42	5.77%			
				0 25 50 75 100	Question	
Response Rate	728/910 (80%)					

12 - Do you plan to join the MUW Alumni Association?						
Response Option	Weight	Frequency	Percent	Percent Responses	Means	
Yes	(1)	323	44.55%			
No	(2)	402	55.45%			
				0 25 50 75 100	Question	
Response Rate	Mean	STD				
725/910 (79.67%)	1.55	0.50				

Mississippi University for Women
 MUW Graduation Survey: 2022-2023

13 - Rate MUW's contribution to your:						
Intellectual Growth						
Response Option	Weight	Frequency	Percent	Percent Responses	Means	
Excellent	(1)	446	61.43%		1.47	
Good	(2)	236	32.51%			
Fair	(3)	35	4.82%			
Poor	(4)	3	0.41%			
N/A	(5)	6	0.83%			
				0 25 50 75 100	Question	
Response Rate	Mean	STD				
726/910 (79.78%)	1.47	0.69				

13 - Rate MUW's contribution to your:						
Interpersonal (social) skills						
Response Option	Weight	Frequency	Percent	Percent Responses	Means	
Excellent	(1)	345	47.72%		1.81	
Good	(2)	255	35.27%			
Fair	(3)	74	10.24%			
Poor	(4)	13	1.80%			
N/A	(5)	36	4.98%			
				0 25 50 75 100	Question	
Response Rate	Mean	STD				
723/910 (79.45%)	1.81	1.03				

13 - Rate MUW's contribution to your:						
Leadership development						
Response Option	Weight	Frequency	Percent	Percent Responses	Means	
Excellent	(1)	377	52.43%		1.66	
Good	(2)	262	36.44%			
Fair	(3)	51	7.09%			
Poor	(4)	8	1.11%			
N/A	(5)	21	2.92%			
				0 25 50 75 100	Question	
Response Rate	Mean	STD				
719/910 (79.01%)	1.66	0.89				

13 - Rate MUW's contribution to your:						
Involvement in community service						
Response Option	Weight	Frequency	Percent	Percent Responses	Means	
Excellent	(1)	312	43.45%		2.06	
Good	(2)	219	30.50%			
Fair	(3)	89	12.40%			
Poor	(4)	25	3.48%			
N/A	(5)	73	10.17%			
				0 25 50 75 100	Question	
Response Rate	Mean	STD				
718/910 (78.9%)	2.06	1.27				

Mississippi University for Women
 MUW Graduation Survey: 2022-2023

13 - Rate MUW's contribution to your:						
Preparation for employment						
Response Option	Weight	Frequency	Percent	Percent Responses	Means	
Excellent	(1)	363	50.56%		1.75	
Good	(2)	235	32.73%			
Fair	(3)	79	11.00%			
Poor	(4)	21	2.92%			
N/A	(5)	20	2.79%			
				0 25 50 75 100	Question	
Response Rate	Mean	STD				
718/910 (78.9%)	1.75	0.96				

13 - Rate MUW's contribution to your:						
Preparation for further education in some professional, scientific, or scholarly field						
Response Option	Weight	Frequency	Percent	Percent Responses	Means	
Excellent	(1)	417	58.08%		1.56	
Good	(2)	231	32.17%			
Fair	(3)	49	6.82%			
Poor	(4)	8	1.11%			
N/A	(5)	13	1.81%			
				0 25 50 75 100	Question	
Response Rate	Mean	STD				
718/910 (78.9%)	1.56	0.82				

13 - Rate MUW's contribution to your:						
General knowledge of different areas of study						
Response Option	Weight	Frequency	Percent	Percent Responses	Means	
Excellent	(1)	383	53.19%		1.67	
Good	(2)	247	34.31%			
Fair	(3)	59	8.19%			
Poor	(4)	6	0.83%			
N/A	(5)	25	3.47%			
				0 25 50 75 100	Question	
Response Rate	Mean	STD				
720/910 (79.12%)	1.67	0.92				

13 - Rate MUW's contribution to your:						
Exposure to art, literature, music, drama, and other cultural events						
Response Option	Weight	Frequency	Percent	Percent Responses	Means	
Excellent	(1)	310	43.36%		2.16	
Good	(2)	200	27.97%			
Fair	(3)	86	12.03%			
Poor	(4)	20	2.80%			
N/A	(5)	99	13.85%			
				0 25 50 75 100	Question	
Response Rate	Mean	STD				
715/910 (78.57%)	2.16	1.37				

Mississippi University for Women
 MUW Graduation Survey: 2022-2023

13 - Rate MUW's contribution to your:						
Written communication skills						
Response Option	Weight	Frequency	Percent	Percent Responses	Means	
Excellent	(1)	401	55.69%		1.56	
Good	(2)	260	36.11%			
Fair	(3)	43	5.97%			
Poor	(4)	8	1.11%			
N/A	(5)	8	1.11%			
				0 25 50 75 100	Question	
Response Rate	Mean	STD				
720/910 (79.12%)	1.56	0.75				

13 - Rate MUW's contribution to your:						
Oral communication skills						
Response Option	Weight	Frequency	Percent	Percent Responses	Means	
Excellent	(1)	377	52.88%		1.66	
Good	(2)	253	35.48%			
Fair	(3)	55	7.71%			
Poor	(4)	7	0.98%			
N/A	(5)	21	2.95%			
				0 25 50 75 100	Question	
Response Rate	Mean	STD				
713/910 (78.35%)	1.66	0.89				

13 - Rate MUW's contribution to your:						
Understanding of research methodologies and the scientific method						
Response Option	Weight	Frequency	Percent	Percent Responses	Means	
Excellent	(1)	379	53.01%		1.71	
Good	(2)	235	32.87%			
Fair	(3)	62	8.67%			
Poor	(4)	7	0.98%			
N/A	(5)	32	4.48%			
				0 25 50 75 100	Question	
Response Rate	Mean	STD				
715/910 (78.57%)	1.71	0.99				

13 - Rate MUW's contribution to your:						
Awareness of other philosophies, cultures, and ways of life						
Response Option	Weight	Frequency	Percent	Percent Responses	Means	
Excellent	(1)	370	51.46%		1.73	
Good	(2)	235	32.68%			
Fair	(3)	77	10.71%			
Poor	(4)	10	1.39%			
N/A	(5)	27	3.76%			
				0 25 50 75 100	Question	
Response Rate	Mean	STD				
719/910 (79.01%)	1.73	0.97				

Mississippi University for Women
 MUW Graduation Survey: 2022-2023

13 - Rate MUW's contribution to your:						
Technology skills						
Response Option	Weight	Frequency	Percent	Percent Responses	Means	
Excellent	(1)	361	50.35%		1.74	
Good	(2)	249	34.73%			
Fair	(3)	71	9.90%			
Poor	(4)	6	0.84%			
N/A	(5)	30	4.18%			
				0 25 50 75 100	Question	
Response Rate	Mean	STD				
717/910 (78.79%)	1.74	0.97				

13 - Rate MUW's contribution to your:						
Desire for life-long learning						
Response Option	Weight	Frequency	Percent	Percent Responses	Means	
Excellent	(1)	407	57.08%		1.62	
Good	(2)	214	30.01%			
Fair	(3)	64	8.98%			
Poor	(4)	13	1.82%			
N/A	(5)	15	2.10%			
				0 25 50 75 100	Question	
Response Rate	Mean	STD				
713/910 (78.35%)	1.62	0.88				

13 - Rate MUW's contribution to your:						
Critical thinking skills						
Response Option	Weight	Frequency	Percent	Percent Responses	Means	
Excellent	(1)	430	59.97%		1.49	
Good	(2)	237	33.05%			
Fair	(3)	40	5.58%			
Poor	(4)	3	0.42%			
N/A	(5)	7	0.98%			
				0 25 50 75 100	Question	
Response Rate	Mean	STD				
717/910 (78.79%)	1.49	0.71				

13 - Rate MUW's contribution to your:						
Problem solving skills						
Response Option	Weight	Frequency	Percent	Percent Responses	Means	
Excellent	(1)	421	59.55%		1.52	
Good	(2)	230	32.53%			
Fair	(3)	39	5.52%			
Poor	(4)	6	0.85%			
N/A	(5)	11	1.56%			
				0 25 50 75 100	Question	
Response Rate	Mean	STD				
707/910 (77.69%)	1.52	0.77				

Mississippi University for Women
 MUW Graduation Survey: 2022-2023

14 - Rate MUW's effectiveness in providing:						
Instruction in your major						
Response Option	Weight	Frequency	Percent	Percent Responses	Means	
Excellent	(1)	466	65.17%		1.43	
Good	(2)	200	27.97%			
Fair	(3)	41	5.73%			
Poor	(4)	7	0.98%			
N/A	(5)	1	0.14%			
				0 25 50 75 100	Question	
Response Rate	Mean	STD				
715/910 (78.57%)	1.43	0.66				

14 - Rate MUW's effectiveness in providing:						
Quality faculty-student interaction						
Response Option	Weight	Frequency	Percent	Percent Responses	Means	
Excellent	(1)	440	61.45%		1.51	
Good	(2)	203	28.35%			
Fair	(3)	59	8.24%			
Poor	(4)	9	1.26%			
N/A	(5)	5	0.70%			
				0 25 50 75 100	Question	
Response Rate	Mean	STD				
716/910 (78.68%)	1.51	0.76				

14 - Rate MUW's effectiveness in providing:						
A personalized learning environment						
Response Option	Weight	Frequency	Percent	Percent Responses	Means	
Excellent	(1)	407	57.40%		1.60	
Good	(2)	220	31.03%			
Fair	(3)	54	7.62%			
Poor	(4)	14	1.97%			
N/A	(5)	14	1.97%			
				0 25 50 75 100	Question	
Response Rate	Mean	STD				
709/910 (77.91%)	1.60	0.87				

14 - Rate MUW's effectiveness in providing:						
Quality of instruction in online courses compared to traditional classroom setting						
Response Option	Weight	Frequency	Percent	Percent Responses	Means	
Excellent	(1)	402	56.46%		1.63	
Good	(2)	217	30.48%			
Fair	(3)	60	8.43%			
Poor	(4)	17	2.39%			
N/A	(5)	16	2.25%			
				0 25 50 75 100	Question	
Response Rate	Mean	STD				
712/910 (78.24%)	1.63	0.90				

Mississippi University for Women
 MUW Graduation Survey: 2022-2023

14 - Rate MUW's effectiveness in providing:					
Undergraduate and/or graduate research opportunities					
Response Option	Weight	Frequency	Percent	Percent Responses	Means
Excellent	(1)	374	52.53%		1.84
Good	(2)	208	29.21%		
Fair	(3)	56	7.87%		
Poor	(4)	16	2.25%		
N/A	(5)	58	8.15%		
				0 25 50 75 100	Question
Response Rate	Mean	STD			
712/910 (78.24%)	1.84	1.18			

14 - Rate MUW's effectiveness in providing:					
Service learning (applied class content to identified community problems)					
Response Option	Weight	Frequency	Percent	Percent Responses	Means
Excellent	(1)	372	52.32%		1.80
Good	(2)	220	30.94%		
Fair	(3)	55	7.74%		
Poor	(4)	16	2.25%		
N/A	(5)	48	6.75%		
				0 25 50 75 100	Question
Response Rate	Mean	STD			
711/910 (78.13%)	1.80	1.12			

14 - Rate MUW's effectiveness in providing:					
Opportunities for practical experience (internships, externships, practicums, study abroad, etc.)					
Response Option	Weight	Frequency	Percent	Percent Responses	Means
Excellent	(1)	376	52.88%		1.87
Good	(2)	203	28.55%		
Fair	(3)	49	6.89%		
Poor	(4)	17	2.39%		
N/A	(5)	66	9.28%		
				0 25 50 75 100	Question
Response Rate	Mean	STD			
711/910 (78.13%)	1.87	1.23			

14 - Rate MUW's effectiveness in providing:					
My present attitude toward my degree major					
Response Option	Weight	Frequency	Percent	Percent Responses	Means
Excellent	(1)	454	63.67%		1.45
Good	(2)	212	29.73%		
Fair	(3)	36	5.05%		
Poor	(4)	9	1.26%		
N/A	(5)	2	0.28%		
				0 25 50 75 100	Question
Response Rate	Mean	STD			
713/910 (78.35%)	1.45	0.68			

Mississippi University for Women
 MUW Graduation Survey: 2022-2023

14 - Rate MUW's effectiveness in providing:					
Awareness of national and global issues					
Response Option	Weight	Frequency	Percent	Percent Responses	Means
Excellent	(1)	371	52.03%		1.74
Good	(2)	228	31.98%		
Fair	(3)	72	10.10%		
Poor	(4)	13	1.82%		
N/A	(5)	29	4.07%		
				0 25 50 75 100	Question
Response Rate	Mean	STD			
713/910 (78.35%)	1.74	1.00			

14 - Rate MUW's effectiveness in providing:					
An engaging learning environment					
Response Option	Weight	Frequency	Percent	Percent Responses	Means
Excellent	(1)	421	59.05%		1.54
Good	(2)	226	31.70%		
Fair	(3)	45	6.31%		
Poor	(4)	12	1.68%		
N/A	(5)	9	1.26%		
				0 25 50 75 100	Question
Response Rate	Mean	STD			
713/910 (78.35%)	1.54	0.79			

14 - Rate MUW's effectiveness in providing:					
Registration					
Response Option	Weight	Frequency	Percent	Percent Responses	Means
Excellent	(1)	398	55.82%		1.57
Good	(2)	245	34.36%		
Fair	(3)	54	7.57%		
Poor	(4)	10	1.40%		
N/A	(5)	6	0.84%		
				0 25 50 75 100	Question
Response Rate	Mean	STD			
713/910 (78.35%)	1.57	0.76			

14 - Rate MUW's effectiveness in providing:					
Academic advising					
Response Option	Weight	Frequency	Percent	Percent Responses	Means
Excellent	(1)	416	58.51%		1.60
Good	(2)	202	28.41%		
Fair	(3)	63	8.86%		
Poor	(4)	24	3.38%		
N/A	(5)	6	0.84%		
				0 25 50 75 100	Question
Response Rate	Mean	STD			
711/910 (78.13%)	1.60	0.85			

Mississippi University for Women
 MUW Graduation Survey: 2022-2023

14 - Rate MUW's effectiveness in providing:						
Academic support services (e.g. math, reading, and writing labs; tutorial support; and remedial courses)						
Response Option	Weight	Frequency	Percent	Percent Responses	Means	
Excellent	(1)	351	49.65%		1.97	
Good	(2)	205	29.00%			
Fair	(3)	56	7.92%			
Poor	(4)	8	1.13%			
N/A	(5)	87	12.31%			
				0 25 50 75 100	Question	
Response Rate	Mean	STD				
707/910 (77.69%)	1.97	1.32				

14 - Rate MUW's effectiveness in providing:						
Proctoring Services						
Response Option	Weight	Frequency	Percent	Percent Responses	Means	
Excellent	(1)	318	44.73%		2.18	
Good	(2)	205	28.83%			
Fair	(3)	55	7.74%			
Poor	(4)	6	0.84%			
N/A	(5)	127	17.86%			
				0 25 50 75 100	Question	
Response Rate	Mean	STD				
711/910 (78.13%)	2.18	1.46				

14 - Rate MUW's effectiveness in providing:						
Library services						
Response Option	Weight	Frequency	Percent	Percent Responses	Means	
Excellent	(1)	394	55.41%		1.74	
Good	(2)	216	30.38%			
Fair	(3)	44	6.19%			
Poor	(4)	5	0.70%			
N/A	(5)	52	7.31%			
				0 25 50 75 100	Question	
Response Rate	Mean	STD				
711/910 (78.13%)	1.74	1.11				

14 - Rate MUW's effectiveness in providing:						
Career services						
Response Option	Weight	Frequency	Percent	Percent Responses	Means	
Excellent	(1)	314	44.23%		2.21	
Good	(2)	194	27.32%			
Fair	(3)	65	9.15%			
Poor	(4)	10	1.41%			
N/A	(5)	127	17.89%			
				0 25 50 75 100	Question	
Response Rate	Mean	STD				
710/910 (78.02%)	2.21	1.47				

Mississippi University for Women
 MUW Graduation Survey: 2022-2023

14 - Rate MUW's effectiveness in providing:						
Counseling services						
Response Option	Weight	Frequency	Percent	Percent Responses	Means	
Excellent	(1)	306	43.04%		2.32	
Good	(2)	188	26.44%			
Fair	(3)	53	7.45%			
Poor	(4)	8	1.13%			
N/A	(5)	156	21.94%			
				0 25 50 75 100	Question	
Response Rate	Mean	STD				
711/910 (78.13%)	2.32	1.56				

14 - Rate MUW's effectiveness in providing:						
Health services						
Response Option	Weight	Frequency	Percent	Percent Responses	Means	
Excellent	(1)	324	45.57%		2.24	
Good	(2)	188	26.44%			
Fair	(3)	49	6.89%			
Poor	(4)	5	0.70%			
N/A	(5)	145	20.39%			
				0 25 50 75 100	Question	
Response Rate	Mean	STD				
711/910 (78.13%)	2.24	1.53				

14 - Rate MUW's effectiveness in providing:						
Accessible facilities for people with disabilities						
Response Option	Weight	Frequency	Percent	Percent Responses	Means	
Excellent	(1)	286	40.34%		2.55	
Good	(2)	167	23.55%			
Fair	(3)	41	5.78%			
Poor	(4)	7	0.99%			
N/A	(5)	208	29.34%			
				0 25 50 75 100	Question	
Response Rate	Mean	STD				
709/910 (77.91%)	2.55	1.68				

14 - Rate MUW's effectiveness in providing:						
Academic accommodations for people with disabilities						
Response Option	Weight	Frequency	Percent	Percent Responses	Means	
Excellent	(1)	282	39.77%		2.57	
Good	(2)	170	23.98%			
Fair	(3)	40	5.64%			
Poor	(4)	7	0.99%			
N/A	(5)	210	29.62%			
				0 25 50 75 100	Question	
Response Rate	Mean	STD				
709/910 (77.91%)	2.57	1.69				

Mississippi University for Women
 MUW Graduation Survey: 2022-2023

14 - Rate MUW's effectiveness in providing:						
Housing and Residence Life						
Response Option	Weight	Frequency	Percent	Percent Responses	Means	
Excellent	(1)	236	33.29%		2.84	
Good	(2)	147	20.73%			
Fair	(3)	60	8.46%			
Poor	(4)	26	3.67%			
N/A	(5)	240	33.85%			
				0 25 50 75 100	Question	
Response Rate	Mean	STD				
709/910 (77.91%)	2.84	1.71				

14 - Rate MUW's effectiveness in providing:						
Services for commuter students (awareness of campus events, lounges, etc.)						
Response Option	Weight	Frequency	Percent	Percent Responses	Means	
Excellent	(1)	291	40.99%		2.35	
Good	(2)	184	25.92%			
Fair	(3)	72	10.14%			
Poor	(4)	23	3.24%			
N/A	(5)	140	19.72%			
				0 25 50 75 100	Question	
Response Rate	Mean	STD				
710/910 (78.02%)	2.35	1.52				

14 - Rate MUW's effectiveness in providing:						
Food service on campus						
Response Option	Weight	Frequency	Percent	Percent Responses	Means	
Excellent	(1)	249	35.02%		2.56	
Good	(2)	180	25.32%			
Fair	(3)	85	11.95%			
Poor	(4)	31	4.36%			
N/A	(5)	166	23.35%			
				0 25 50 75 100	Question	
Response Rate	Mean	STD				
711/910 (78.13%)	2.56	1.56				

14 - Rate MUW's effectiveness in providing:						
Campus sponsored recreational activities						
Response Option	Weight	Frequency	Percent	Percent Responses	Means	
Excellent	(1)	272	38.47%		2.54	
Good	(2)	172	24.33%			
Fair	(3)	65	9.19%			
Poor	(4)	3	0.42%			
N/A	(5)	195	27.58%			
				0 25 50 75 100	Question	
Response Rate	Mean	STD				
707/910 (77.69%)	2.54	1.64				

Mississippi University for Women
 MUW Graduation Survey: 2022-2023

14 - Rate MUW's effectiveness in providing:						
Student life (extra-curricular activities)						
Response Option	Weight	Frequency	Percent	Percent Responses	Means	
Excellent	(1)	266	37.46%		2.58	
Good	(2)	177	24.93%			
Fair	(3)	61	8.59%			
Poor	(4)	3	0.42%			
N/A	(5)	203	28.59%			
				0 25 50 75 100	Question	
Response Rate	Mean	STD				
710/910 (78.02%)	2.58	1.65				

14 - Rate MUW's effectiveness in providing:						
Reservations for meeting spaces						
Response Option	Weight	Frequency	Percent	Percent Responses	Means	
Excellent	(1)	278	39.21%		2.55	
Good	(2)	176	24.82%			
Fair	(3)	47	6.63%			
Poor	(4)	6	0.85%			
N/A	(5)	202	28.49%			
				0 25 50 75 100	Question	
Response Rate	Mean	STD				
709/910 (77.91%)	2.55	1.66				

14 - Rate MUW's effectiveness in providing:						
Facilities maintenance						
Response Option	Weight	Frequency	Percent	Percent Responses	Means	
Excellent	(1)	277	39.12%		2.46	
Good	(2)	175	24.72%			
Fair	(3)	68	9.60%			
Poor	(4)	27	3.81%			
N/A	(5)	161	22.74%			
				0 25 50 75 100	Question	
Response Rate	Mean	STD				
708/910 (77.8%)	2.46	1.57				

14 - Rate MUW's effectiveness in providing:						
A safe environment						
Response Option	Weight	Frequency	Percent	Percent Responses	Means	
Excellent	(1)	317	44.90%		2.16	
Good	(2)	201	28.47%			
Fair	(3)	58	8.22%			
Poor	(4)	15	2.12%			
N/A	(5)	115	16.29%			
				0 25 50 75 100	Question	
Response Rate	Mean	STD				
706/910 (77.58%)	2.16	1.43				

Mississippi University for Women
 MUW Graduation Survey: 2022-2023

15 - Overall, how satisfied are you with the quality of your overall collegiate experience?						
Response Option	Weight	Frequency	Percent	Percent Responses	Means	
Very Satisfied	(1)	403	56.36%		1.54	
Satisfied	(2)	255	35.66%			
Neutral	(3)	46	6.43%			
Dissatisfied	(4)	6	0.84%			
Very Dissatisfied	(5)	5	0.70%			
				0 25 50 75 100	Question	
Response Rate	Mean	STD				
715/910 (78.57%)	1.54	0.72				

16 - During most of the terms you attended MUW, what was your employment status?						
Response Option	Weight	Frequency	Percent	Percent Responses	Means	
Full-time	(1)	394	55.03%		1.62	
Part-time	(2)	202	28.21%			
Not employed	(3)	120	16.76%			
				0 25 50 75 100	Question	
Response Rate	Mean	STD				
716/910 (78.68%)	1.62	0.76				

17 - What is your current employment status? {Select All that Apply}						
Response Option	Weight	Frequency	Percent	Percent Responses	Means	
Secured Full-Time Employment in Field of Study	(1)	197	27.40%			
Searching for Full-Time Employment in Field of Study	(2)	145	20.17%			
Currently Employed Full-Time in Field of Study	(3)	112	15.58%			
Currently Employed Full-Time	(4)	168	23.37%			
Currently Employed Part-Time	(5)	126	17.52%			
N/A	(6)	80	11.13%			
				0 25 50 75 100		
Response Rate	719/910 (79.01%)					

18 - Please indicate the range of your starting salary.						
Response Option	Weight	Frequency	Percent	Percent Responses	Means	
Under \$25,000	(1)	106	14.89%		4.63	
\$25,000-\$35,000	(2)	70	9.83%			
\$35,001-\$45,000	(3)	86	12.08%			
\$45,001-\$55,000	(4)	90	12.64%			
\$55,001-\$65,000	(5)	87	12.22%			
\$65,001-\$75,000	(6)	71	9.97%			
More than \$75,000	(7)	43	6.04%			
N/A	(8)	159	22.33%			
				0 25 50 75 100	Question	
Response Rate	Mean	STD				
712/910 (78.24%)	4.63	2.47				

Mississippi University for Women
 MUW Graduation Survey: 2022-2023

19 - What are your future plans beyond employment? {Select All that Apply}					
Response Option	Weight	Frequency	Percent	Percent Responses	Means
To complete a Bachelor's Degree	(1)	138	19.83%		
To attend graduate/professional school	(2)	378	54.31%		
To join the Military Service	(3)	9	1.29%		
To join a Service Program (e.g. Peace Corps, AmeriCorps, etc.)	(4)	6	0.86%		
Do not plan to work or attend school within the next six months	(5)	47	6.75%		
Other	(6)	218	31.32%		
				0 25 50 75 100	
Response Rate	696/910 (76.48%)				

20 - Do you know what Title IX means?					
Response Option	Weight	Frequency	Percent	Percent Responses	Means
Yes	(1)	612	85.71%		1.14
No	(2)	102	14.29%		
				0 25 50 75 100	Question
Response Rate	Mean	STD			
714/910 (78.46%)	1.14	0.35			

21 - Are you aware that MUW has a sexual misconduct policy?					
Response Option	Weight	Frequency	Percent	Percent Responses	Means
Yes	(1)	679	95.10%		1.05
No	(2)	35	4.90%		
				0 25 50 75 100	Question
Response Rate	Mean	STD			
714/910 (78.46%)	1.05	0.22			

22 - Are you aware of how to file a sexual misconduct report?					
Response Option	Weight	Frequency	Percent	Percent Responses	Means
Yes	(1)	563	79.07%		1.21
No	(2)	149	20.93%		
				0 25 50 75 100	Question
Response Rate	Mean	STD			
712/910 (78.24%)	1.21	0.41			

23 - Did you receive any financial assistance while attending MUW?					
Response Option	Weight	Frequency	Percent	Percent Responses	Means
Yes	(1)	618	88.03%		1.12
No	(2)	84	11.97%		
				0 25 50 75 100	Question
Response Rate	Mean	STD			
702/910 (77.14%)	1.12	0.32			

Mississippi University for Women
 MUW Graduation Survey: 2022-2023

24 - If YES, what type of financial aid did you receive? {Select All that Apply}					
Response Option	Weight	Frequency	Percent	Percent Responses	Means
Federal Pell Grants or SEOG Grants	(1)	319	49.69%		
Federal Work Study	(2)	38	5.92%		
Institutional Scholarship	(3)	269	41.90%		
Loans	(4)	326	50.78%		
State Grants (MESG, MTAG, William Winter, HELP, etc.)	(5)	210	32.71%		
Other	(6)	90	14.02%		
				0 25 50 75 100	
Response Rate	642/910 (70.55%)				







25 - Were you aware of the financial aid policies, student deadlines, and disbursement dates?					
Response Option	Weight	Frequency	Percent	Percent Responses	Means
Yes	(1)	643	89.80%		
No	(2)	73	10.20%		
				0 25 50 75 100	Question
Response Rate	Mean	STD			
716/910 (78.68%)	1.10	0.30			

26 - Overall, how would you rate the financial aid process (from application to receipt of funds)?					
Response Option	Weight	Frequency	Percent	Percent Responses	Means
Excellent	(1)	285	39.69%		
Good	(2)	258	35.93%		
Fair	(3)	92	12.81%		
Poor	(4)	32	4.46%		
N/A	(5)	51	7.10%		
				0 25 50 75 100	Question
Response Rate	Mean	STD			
718/910 (78.9%)	2.03	1.16			

27 - Overall, how would you rate the functions of University Accounting (billing, payments, etc.)?					
Response Option	Weight	Frequency	Percent	Percent Responses	Means
Excellent	(1)	295	41.03%		
Good	(2)	285	39.64%		
Fair	(3)	100	13.91%		
Poor	(4)	26	3.62%		
N/A	(5)	13	1.81%		
				0 25 50 75 100	Question
Response Rate	Mean	STD			
719/910 (79.01%)	1.86	0.91			

28 - Overall, how would you rate the registrar processes (including updating personal/academic information, adding/dropping classes, degree audit processing, applying for graduation, transcript processing, etc.)?					
Response Option	Weight	Frequency	Percent	Percent Responses	Means
Excellent	(1)	344	48.04%		
Good	(2)	290	40.50%		
Fair	(3)	66	9.22%		
Poor	(4)	16	2.23%		
				0 25 50 75 100	Question
Response Rate	Mean	STD			
716/910 (78.68%)	1.66	0.74			

Mississippi University for Women
 MUW Graduation Survey: 2022-2023

29 - Overall, how would you rate your experience with Human Resources?									
Response Option	Weight	Frequency	Percent	Percent Responses		Means			
Excellent	(1)	263	36.89%			2.31 			
Good	(2)	246	34.50%						
Fair	(3)	62	8.70%						
Poor	(4)	6	0.84%						
N/A	(5)	136	19.07%						
				0	25	50	75	100	Question
Response Rate	Mean	STD							
713/910 (78.35%)	2.31	1.45							